TABLE 1

SUB ASSEMBLY PART NO. AND CH. CODE	NO.	PART NO. AND CH. CODE	MATERIAL	COLOR	QTY.
7283-1120 ETC.	1	SEE TABLE 2	HPA	SEE TABLE 2	1
	2	7157-4027 (7B57-4027)	HPA	NATURAL	1

△1 TABLE 2

SUB ASSEMBLY PART NO. AND CH. CODE	PART NO. AND CH. CODE	COLOR
7283-1120 (7C83-1120)	7183-1120 (7B83-1120)	NATURAL
7283-1120-10	7183-1120-10	DARK GRAY
7283-1120-30 (7C83-1120-30)	7183-1120-30 (7B83-1120-30)	BLACK
7283-1120-40 (7C83-1120-40)	7183-1120-40 (7B83-1120-40)	LIGHT GRAY
7283-1120-50	7183-1120-50	ORANGE
△2 7283-1120-80	7183-1120-80	BROWN
7283-1120-90	7183-1120-90	BLUE

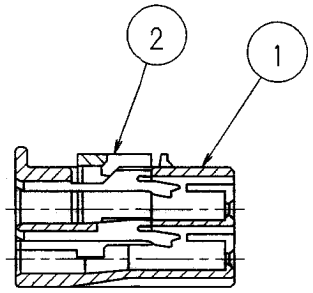

SEC. A-A

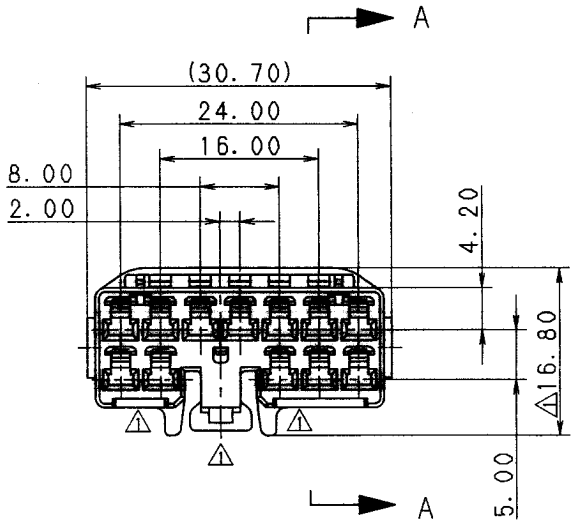

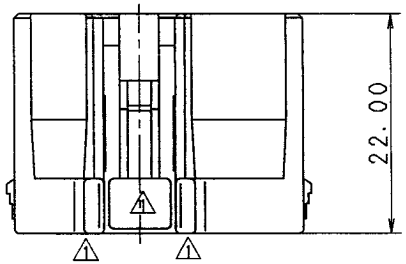

注 記

1. 嵌合相手品番: 7282-1120 ETC.
2. 適用端子品番: 7116-4020 ETC.

NOTES

1. MATING PART NO. : 7282-1120 ETC.
2. APPLICABLE TERMINAL NO. :7116-4020 ETC.

ISSUE MARK

LET	DATE	REVISION RECORD	NO.	CHKD
△2	00.01.19	ADDED COLOR NO.	C00-L087	S.S
△1	99.10.15	CHANGED FORM & ELIMINATED COLOR NO.	C98-N159	T.M
	96.10.04	NEW	C96-M780	H.K

GENERAL TOLERANCE

	10MAX	50MAX	100MAX	250MAX	2500VR	ANGLE	ECCENT
A	±0.15	±0.2	±0.3	±0.5	±0.75	±30′	0.1
B	±0.2	±0.3	±0.55	±0.95	±1.4	±30′	0.1
C	±0.3	±0.5	±0.8	±1.4	±2	±30′	0.15

SPECIFIED

MASS g

CUSTOMER

CUSTOMER PART NO. | CUSTOMER DWG NO.

OFFICE | TRIAL PART NO.

VENDOR

VENDOR NO.

DWG TYPE	DWG SOURCE	DWG DATE	UNIT	SCL	ANGLE
R	NEW	96.10.04	mm	2/1	3

APPROVED	CHECKED	CHECKED	DESIGN	DRAWN
加藤	山梨	鈴木	T. MIWA	T. YOSHIDA 杉山じ
00.01.25	00.01.24	00.01.24	96.03.21	00.01.19

MATL. SPEC. SEE TABLE 1 | TREAT. & FIN.

NAME 090 II 12P CONNECTOR HOUSING FEMALE SUB ASSEMBLY

PART NO. CH. CODE 7283-1120 ETC. (7C83-1120 ETC.)

DWG NO. 7283-1120:R

YAZAKI CORPORATION