PART NUMBER	PLATING [5]	PLATING MARK [5]	APPLICABLE WIRE SIZE (SINGLE CRIMP)		GRIP DIMENSIONS		CARRIER STRIP DIMENSIONS	MASS (g)
			METRIC (mm²)	INSULATION O.D (mm)	W1	W2	L3	
7114-4140-02	Sn	-	0.5 - 1.0	1.40 - 2.10	3.10	6.40	17.60	(1.23)
7114-4141-02	Sn	-	1.5 - 2.5	2.20 - 3.00	4.00	7.30	17.60	(1.30)
7114-4142-02	Sn	-	3.0 - 4.0	3.10 - 3.70	5.00	8.30	18.00	(1.37)
7114-4143-02	Sn	-	5.0 - 6.0	3.90 - 4.30	5.60	9.10	20.60	(1.42)
[5] 7195-2561-06	Ag	L	5.0 - 6.0	3.90 - 4.30	5.60	9.10	20.60	(1.42)

APPLICABLE WIRE GRIP SIZE IDENTIFICATION

(5/1)

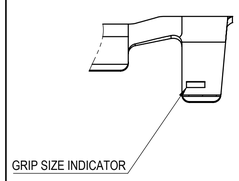

7114-4140-02

(5/1)

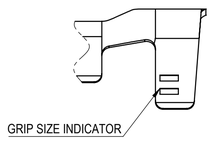

7114-4141-02

(5/1)

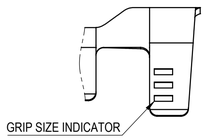

7114-4142-02

(5/1)

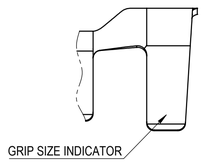

7114-4143-02, ETC. [5]

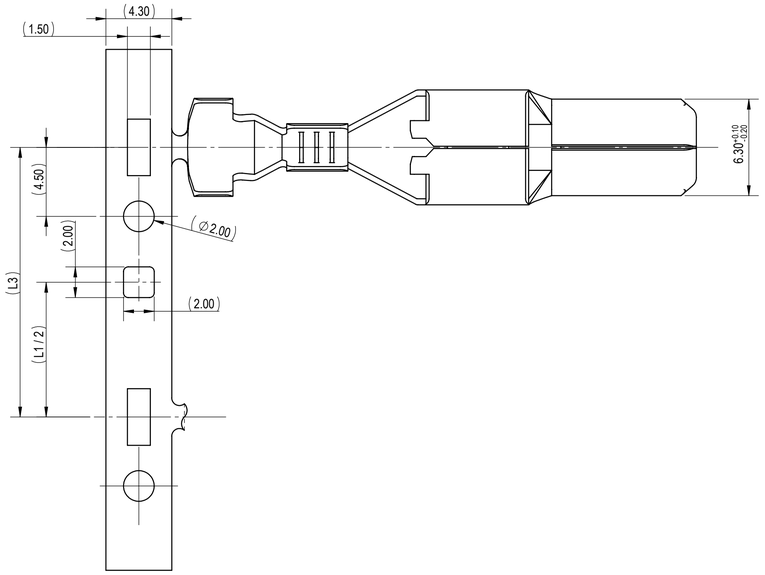

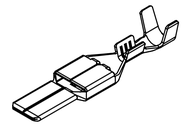

FRONT ISOMETRIC VIEW
(2/1)

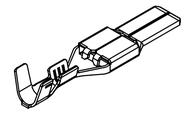

REAR ISOMETRIC VIEW
(2/1)

[5] NOTES:

1. PARTS MUST BE PURCHASED FROM YAZAKI.
2. PARTS MUST BE FREE OF BURRS AND SHARP EDGES THAT MAY BE DETRIMENTAL TO SATISFACTORY ASSEMBLY, SAFE HANDLING OR FUNCTION OF THE PART.
3. MATERIAL: COPPER ALLOY
4. PLATING: SEE TABLE
5. MATING PART NUMBER: SEE 7116-4140-02:R DRAWING.
6. APPLICABLE WIRE SEAL: SEE 7158-3081-50:R AND 7158-3084-40:R DRAWINGS.
7. PART TO COMPLY WITH YPES-31-038 REQUIREMENTS.
8. THIS DRAWING IS TO BE USED FOR INTERNAL YAZAKI PSW SUBMISSION.
9. HANDLING MANUAL NUMBER: YPES-15-300.

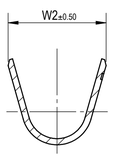

SECTION B-B

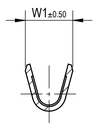

SECTION A-A

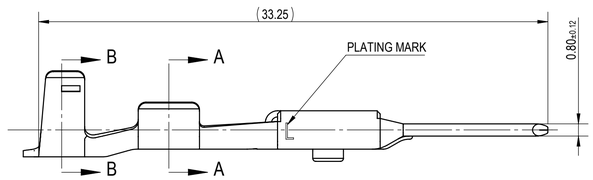

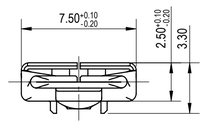

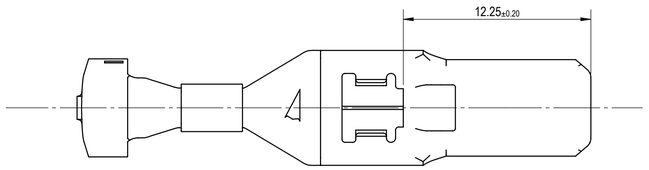

LET	DATE	REVISION RECORD	NO.	CHKD
[5]	08-17-2023	REDRAWN TO THE LATEST STANDARDS, UPDATED NOTES & ADDED SILVER CONFIGURATION	C23-A614	I.B
-	08-01-1996	NEW	C96-M173	H.K

GENERAL TOLERANCE

	10MAX	50MAX	100MAX	250MAX	250OVR	R5 MAX	R10 MAX	R20 MAX	R20 OVR	ANGLE	ECCENT
A	±0.15	±0.20	±0.30	±0.50	±0.75	±0.20	±0.30	±0.50	±2.50	±3°	0.1
B	±0.20	±0.30	±0.55	±0.95	±1.40					±3°	0.1
Ⓒ	±0.30	±0.50	±0.80	±1.40	±2.00					±3°	0.15
SPECIFIED										MASS SEE TABLE	

CUSTOMER N/A					
CUSTOMER PART NO.		CUSTOMER DWG NO.			
OFFICE YNA		TRIAL PART NO.			
VENDOR					
VENDOR NO.					
DWG TYPE	DWG SOURCE	DWG DATE	UNIT	SCL	ANGLE
R	7114-4140-02:M [5]	08-01-1996	mm	5/1	3
APPROVED	CHECKED	CHECKED	DESIGN	DRAWN	
			IWAHORI	ISABEL BACA	
			03-20-1996	08-17-2023	

MATL. SPEC. SEE NOTES | TREAT. & FIN. SEE NOTES

NAME 6.3mm SYSTEM SEALED MALE TERMINAL

PART NO. / CH. CODE 7114-4140-02, ETC.

DWG NO. 7114-4140-02:R | SET DWG NO. (1/1)

YAZAKI CORPORATION

ISSUE MARK