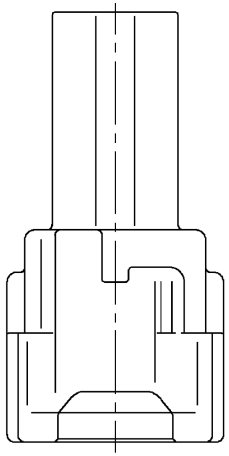

NOTES

⚠ 1) MATING PART NO. : 7183-7773-40 (7B83-7773-40)
⚠ 2) APPLICABLE FRONT HOLDER NO. : 7158-4884 (7B58-4884)
⚠ 3) APPLICABLE TERMINAL NO. : 7114-1466-02 (7B14-1466-02) ETC.
⚠ 4) APPLICABLE SEAL RUBBER NO. : 7158-3121-80 (7B58-3121-80),
⚠ 7158-3120-90 (7B58-3120-90)
⚠ 5) APPLICABLE RUBBER STOPPER NO. : 7157-3992-90 (7B57-3992-90)
6) MATERIAL HOUSING : PBT COLOR:LIGHT GRAY
LIP PACKING: SILICONE RUBBER COLOR:BROWN
⚠ 7) IN THE CASE OF A/B CIRCUITS AND CONTROL CIRCUITS USE PART NO. ( ).

注 記

⚠ 1) かん合相手品番 : 7183-7773-40 (7B83-7773-40)
⚠ 2) 適用フロントホルダ品番 : 7158-4884 (7B58-4884)
⚠ 3) 適用端子品番 : 7114-1466-02 (7B14-1466-02) ETC.
⚠ 4) 適用ゴム栓品番 : 7158-3121-80 (7B58-3121-80)
⚠ 7158-3120-90 (7B58-3120-90)
⚠ 5) 適用防水栓品番 : 7157-3992-90 (7B57-3992-90)
6) 材質 ハウジング : PBT 色:ライトグレー
リップパッキン : シリコンゴム 色: ブラウン
⚠ 7) ( ) 内品番は、エアバッグ回路及び特別管理回路に使用する時に適用すること.

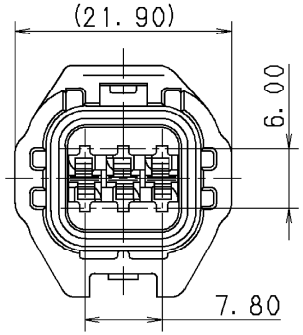

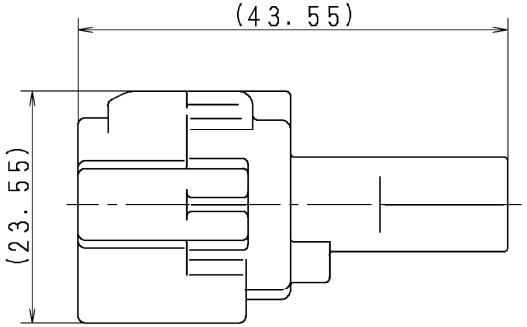

ISSUE MARK

LET	DATE	REVISION RECORD	NO.	CHKD
⚠2	10.11.15	CHANGED PART NAME	C10-ZB10	R.M
⚠	04.06.25	ADDED A/B PART NO.	C04-Z664	R.I
	98.04.02	NEW	C98-L594	M.I

GENERAL TOLERANCE

	10MAX	50MAX	100MAX	250MAX	2500VR	ANGLE	ECCENT
A	±0.15	±0.2	±0.3	±0.5	±0.75	±30′	0.1
B	±0.2	±0.3	±0.55	±0.95	±1.4	±30′	0.1
Ⓒ	±0.3	±0.5	±0.8	±1.4	±2	±30′	0.15

SPECIFIED MASS

CUSTOMER
CUSTOMER PART NO. CUSTOMER DWG NO.
OFFICE TRIAL PART NO.
VENDOR
VENDOR NO.

DWG TYPE	DWG SOURCE	DWG DATE	UNIT	SCL	ANGLE
R	NEW	98.04.02	mm	2/1	3

APPROVED	CHECKED	CHECKED	DESIGN	DRAWN
S. MIZUSE	———	R. CABANGAL	M. TSUJI	R. MAJERANO
10.11.15	———	10.11.15	97.06.20	10.11.15

MATL. SPEC. SEE NOTES
TREAT. & FIN.
NAME ⚠2RK-TYPE HOUSING 6P
MALE (GY)
PART NO. CH. CODE 7182-7773-40 (7B82-7773-40) ⚠
DWG NO. 7182-7773-40:R
SET DWG NO.
YAZAKI CORPORATION