TABLE 1

SUB ASSEMBLY PART NO. AND CH. CODE	NO.	PART NO. AND CH. CODE	MATERIAL	COLOR	QTY.
△1 7283-2090-30 ETC.	①	△1 SEE TABLE 2	PBT	△1 SEE TABLE 2	1
	②	7158-6629	PBT-G	NATURAL	1
	③	7137-2893-80	SILICONE RUBBER	BROWN	1

TABLE 2

	SUB ASSEMBLY PART NO. AND CH. CODE	PART NO. AND CH. CODE	COLOR
△2	7283-2090	7183-2090	NATURAL
△2	7283-2090-10	7183-2090-10	DARK GRAY
	7283-2090-30	7183-2090-30	BLACK
△1	7283-2090-90	7183-2090-90	BLUE

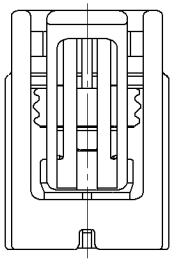

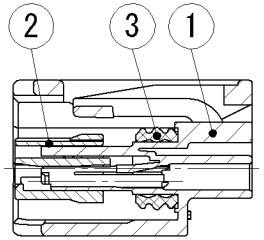

SEC. A-A

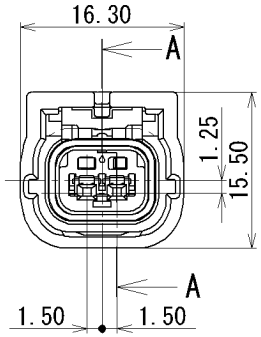

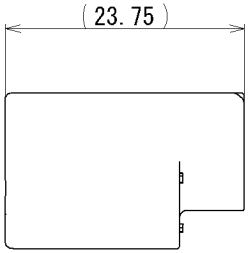

注記

△1 1. かん合相手品番 : 7282-2090-30 ETC.
2. 適用端子品番 : 7116-4415-02, 7116-4416-02, 7116-4417-02
3. 適用ゴム栓品番 : 7158-3165-90, 7158-3166-60, 7158-3167-80
7158-3168-80
4. 適用防水栓品番 : 7158-3169-40

NOTES

△1 1. MATING PART NO. : 7282-2090-30 ETC.
2. APPLICABLE TERMINAL NO. : 7116-4415-02, 7116-4416-02, 7116-4417-02.
3. APPLICABLE SEAL RUBBER NO. : 7158-3165-90, 7158-3166-60, 7158-3167-80, 7158-3168-80
4. APPLICABLE UNUSED CAVITY PLUG : 7158-3169-40

GENERAL TOLERANCE

	10 MAX	50 MAX	100 MAX	250 MAX	250 OVR	R5 MAX	R10 MAX	R20 MAX	R20 OVR	ANGLE	ECCENT
A	±0.15	±0.2	±0.3	±0.5	±0.75	±0.2	±0.3	±0.5	±2.5	±3°	0.1
B	±0.2	±0.3	±0.55	±0.95	±1.4					±3°	0.1
Ⓒ	±0.3	±0.5	±0.8	±1.4	±2					±3°	0.15

ISSUE MARK

LET	DATE	REVISION RECORD	NO.	CHKD
△2	12/04/13	ADDED PART NO., ETC.	C12-Z392	J.B
△1	05/03/31	ADDED PART NO., ETC.	C05-Z481	K.N
	04/10/06	NEW	C04-ZC21	K.N

GENERAL TOLERANCE

	10MAX	50MAX	100MAX	250MAX	2500VR	ANGLE	ECCENT
A	±0.15	±0.2	±0.3	±0.5	±0.75	±30'	0.1
B	±0.2	±0.3	±0.55	±0.95	±1.4	±30'	0.1
C	±0.3	±0.5	±0.8	±1.4	±2	±30'	0.15

SPECIFIED | MASS

CUSTOMER
CUSTOMER PART NO. | CUSTOMER DWG NO.
OFFICE | TRIAL PART NO.
VENDOR
VENDOR NO.

DWG TYPE	DWG SOURCE	DWG DATE	UNIT	SCL	ANGLE
R	NEW	04/10/05	mm	2:1	3

APPROVED	CHECKED	CHECKED	DESIGN	DRAWN
H. KANDA	K. SUZUKI		K. NIIHO	J. BONTIGAO
12/04/13	12/04/13		04/09/09	12/04/13

MATL. SPEC. SEE TABLE | TREAT. & FIN.

NAME △2 HS 025 2P SEALED HOUSING
SUB ASSEMBLY FEMALE

PART NO. CH. CODE △1 7283-2090-30 ETC.

DWG NO. 7283-2090-30:R | SET DWG NO.

YAZAKI CORPORATION