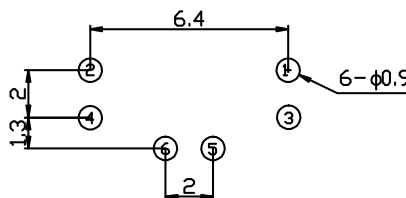
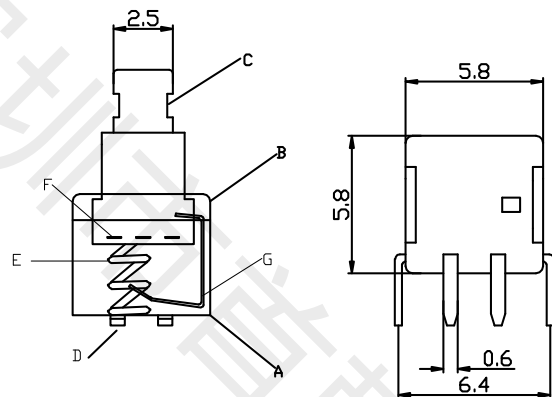
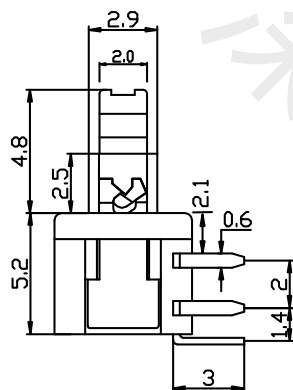
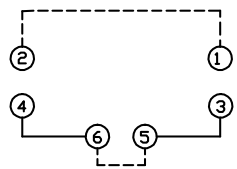




一般尺寸公差MM	.Xx	.X	L	一般精度公差(°)	.X	L
	±0.05	±0.10	±0.20		±0.5	±1



线路板开孔尺寸  
PCB Layout  
Recommended



电路图  
Circuit Diagram  
常态 FREE 1-2  
按下 PUSH 4, 6-3, 5

按键开关系列主要技术指标 Key switch series main technical specifications							
使用温度范围 Temperature		-20~70℃		G	钩 针	精密钢圈	
额定负荷 Rated Load		DC 36V 0.1A		F	导电接触夹	覆合银铍青铜	
接触电阻 Contact Resistance		50mΩ max		E	弹 簧	精密钢丝/ 不锈钢钢丝	
绝缘电阻 Insulation Resistance		≥100MΩ		D	针 脚	H62 高精镀银	
耐压 Withstand Voltage		AC 250V(30Hz)/min		C	手 柄	POM	
动作力 Movement Power		180±50gf		B	盖 板	PC	
寿命 Life		10000 cycles		A	基 座	PA66	
				序号	名 称	材 料	
单 位	设 计	李春风		产品名称		5.8X5.8 GTZS CC 6P	
MM	审 核	钟华华					
比 例	核 准	罗孝金		<div> 深圳市首韩科技有限公司</div>			
1:1	日 期	2020. 7. 21					
	签 字						



深圳市首韩科技有限公司

SHENZHEN SHOUHAN TECHNOLOGY CO., LTD

Tel: 0755-27597601 Fax: 0755-27597491

## 承 认 书

### SPECIFICATION FOR APPROVAL

产 品 编 码

Material code:

产品名称 Project:

自锁开关

规格型号 Part No:

5.8X5.8 GTZS CC 6P

贵公司承认印 Approval signatures

料 号/Part No.	签 章/Signatures

日期 Date:

拟制/Drawn	李春风	
审核/Check	钟华华	
批准/Approved	罗孝金	



## 1. 一般特性 General Characteristics

- 1.1 额定值(Rating Value): DC36V/0.1A
- 1.2 工作温度(Work Temperature Range):  $-20^{\circ}\text{C} \sim 70^{\circ}\text{C}$
- 1.3 存贮温度(Store Temperature Range):  $-20^{\circ}\text{C} \sim 80^{\circ}\text{C}$
- 1.4 正常测试条件(未有特殊说明量测在以下条件进行):

General test condition (Tests and measurements shall be made under the following standard conditions unless otherwise specified):

正常温度: $5^{\circ}\text{C} \sim 35^{\circ}\text{C}$	相对湿度: 45%~85% RH	气压: 8,600~10,600 帕
Temperature: $5^{\circ}\text{C} \sim 35^{\circ}\text{C}$	Relative humidity: 45%~85%	Air pressure: 8,600~10,600 pa

## 2. 产品外观及尺寸要求 Appearance & Dimension Requirement

- 2.1 产品外形结构紧凑, 无配合不良.  
The structure of product is compact, and assembly of parts has no badness.
- 2.2 产品塑胶部件无严重缩水、披锋、欠注、斑点、破损或变形现象.  
The plastic parts of product have no serious defects such as very serious shrink, scarcity, fleck, disrepair, transmutation, etc.
- 2.3 产品引脚和外壳无严重氧化、脏污、变形、毛刺或电镀不良.  
Lead feet and shell have no serious defects such as oxidation, smudge, disrepair, burr, defects on plating.
- 2.4 开关操作顺畅, 节奏感强, 无明显卡塞现象.  
Operating switch is unhindered, rhythmical, and there is not palpable clag.
- 2.5 产品结构及尺寸参见产品规格图纸.  
Construction and dimensions: Refer to individual product drawing.

## 3. 电气特性 Electronic Characteristics

No.	项 目 Item	测 试 方 法 Test Method	测试设备 Equipment	特 性 要 求 Requirements
3.1	接触电阻 Contact Resistance	在低电流( $\leq 100\text{mA}$ ) 条件下测试. Measured at low current (100mA or less).	低电阻测试仪 Low Resistance Meter	$50\text{m}\Omega$ max
3.2	绝缘阻抗 Insulation Resistance	测试相邻引脚之间, 引脚与外壳之间的绝缘阻抗(DC 500V). Measurement shall be made between adjacent terminals, between terminal and shell(DC 500V).	绝缘测试机 Insulation Resistance Tester	$100\text{M}\Omega$ min
3.3	耐压测试 Dielectric Withstand Voltage	输入一定电压(30Hz, 电压值 AC 250V) 1 分钟, 漏电流为 2mA, 测试邻近端子间. Apply certain voltage (30Hz, AC 250V) for 1 minute between adjacent contacts of the connector with 2mA leakage sensitivity.	耐压测试机 Puncture Tester	没有绝缘破坏. 电弧等异常. No arcing, break down and damaging insulation.

## 4. 机械特性 Mechanical Characteristics

No.	项 目 Item	测 试 方 法 Test Method	测试设备 Equipment	特 性 要求 Requirements
4.1	操 作 力 Operation Force	逐渐施力操作开关按键，测量开关到达全部工作行程时所需的最大操作力度。 Operate the keystroke of the switch and then increase press strength gradually, Measured maximum operation force while the travel of the switch is full.	测力计 Force Gauge	$180 \pm 50\text{gf}$
4.2	行 程 Full travel	垂直操作开关按键，量测开关顶端最大移动距离。 Operate the keystroke of the switch vertically, the travel distance of keystroke moving from its free position to maximum moving distance shall be measurement.	游标卡尺 Vernier Caliper	$1.2 \pm 0.2\text{mm}$

## 5. 可靠性测试 Reliability trial

No.	项 目 Item	测 试 方 法 Test Method	测试设备 Equipment	特 性 要求 Requirements
5.1	可焊性试验 Solder ability Test	端子顶部被浸入焊锡炉中，温度为 $230 \pm 5^\circ\text{C}$ ，时间 $5 \pm 1$ 秒。 The top of the terminals shall be dipped in the solder bath at $230 \pm 5^\circ\text{C}$ for $5 \pm 1$ seconds.	控温锡炉 Solder Stove	引脚至少 95%上锡。 Ninety-five percent of terminals shall be dipped.
5.2	寿命试验 Operation Life	开关在寿命试验设备上以约 90 次 / 分的速度连续被操作，具体次数见规格图示。 Switch shall be operated continuously at about 90 cycles /min without load.	寿命试验机 Life Tester	寿命: 10000 次 实验后: 绝缘电阻: $10\text{M}\Omega$ Min 操作力: 变化在 $\pm 50\%$ 内 开关外观及结构无损坏。 Life test: 10000 cycles After test: Insulation resistance: $10\text{M}\Omega$ Min Operating force: Change should be within $\pm 50\%$ of specified value. No abnormalities shall be recognized in appearance and construction.

## 5. 可靠性测试 Reliability trial

No.	项 目 Item	测 试 方 法 Test Method	测试设备 Equipment	特 性 要 求 Requirements
5.3	耐焊接热 Resistance to Soldering heat	端子焊接部分浸入焊炉，焊炉温度 $230 \pm 5^{\circ}\text{C}$ ，焊接时间 $5 \pm 1$ 秒。（焊接时不可于端子施加外力）。 Terminals shall be dipped in the solder bath at $260 \pm 5^{\circ}\text{C}$ for $5 \pm 1$ seconds without additional force for terminals.	控温锡炉 Solder Stove	本体无变形，能满足于机械、电气性能。 Appearance should be not damaged, electrical and mechanical characteristics shall be satisfied.
5.4	耐高温测试 Resistance to Heat Test	放置在温度 $80 \pm 2^{\circ}\text{C}$ 环境中 96 小时后，再置于正常条件下 1 小时后测定。 The switch shall be stored at a temperature of $80 \pm 2^{\circ}\text{C}$ for 96 hours, Measurements shall be made after it be subjected to the standard conditions for 1 hour.	高低温试验机 High & Low Temperature Tester	外观，机械及电气性能均符合要求。 Appearance, electrical and mechanical characteristics shall be satisfied.
5.5	耐低温测试 Resistance to Cold Test	放置在温度 $-25 \pm 2^{\circ}\text{C}$ 环境中 96 小时后，再置于正常条件下 1 小时后测定。 The switch shall be stored at a temperature of $-25 \pm 2^{\circ}\text{C}$ for 96 hours, Measurements shall be made after it be subjected to the standard conditions for 1 hour.	高低温试验机 High & Low Temperature Tester	外观，机械及电气性能均符合要求。 Appearance, electrical and mechanical characteristics shall be satisfied.
5.6	耐湿性测试 Resistance to Humidity Test	放置于温度 $40 \pm 2^{\circ}\text{C}$ ，相对湿度为 90~96% 环境中 96 小时后，再置于正常条件下 1 小时后测定（注意要擦去水滴）。 The switch shall be stored at a temperature of $40 \pm 2^{\circ}\text{C}$ , relative humidity 90~96% for 96 hours, Measurements shall be made after it be subjected to the standard conditions for 1 hour (Wipe out water drip).	恒温恒湿箱 Temperature & Humidity Tester Chamber	外观，机械及电气性能均符合要求。 Appearance, electrical and mechanical characteristics shall be satisfied.
5.7	盐雾实验 Salt Mist Test	试件在下述实验后测量： 1. 温度： $35 \pm 5^{\circ}\text{C}$ 2. 盐溶液浓度： $5 \pm 1\%$ （质量百分比）， 3. 试验时间：24 小时， 4. 试验后，将盐沉积物用水冲掉。 The switch shall be checked after following test: 1. Temperature: $35 \pm 5^{\circ}\text{C}$ 2. Salt solution: $5 \pm 1\%$ (Solids by mass) 3. Duration: 24 hours, 4. After immersing, salt deposit shall be removed by running water.	盐雾试验机 Salt Spray Tester	在金属件上没有严重腐蚀斑点。 No remarkable corrosion shall be recognized in metal parts.