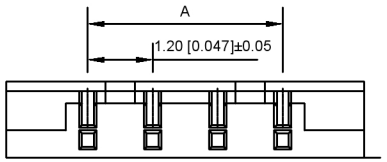

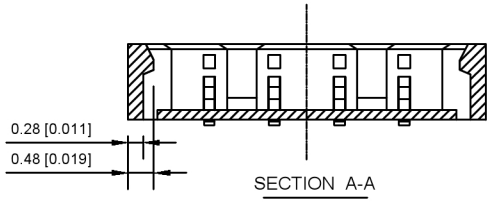

SECTION A-A

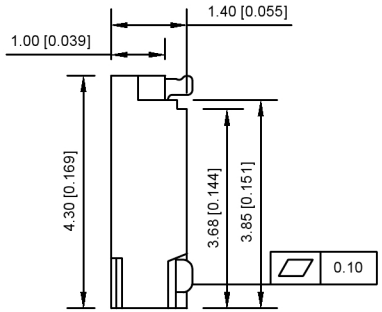

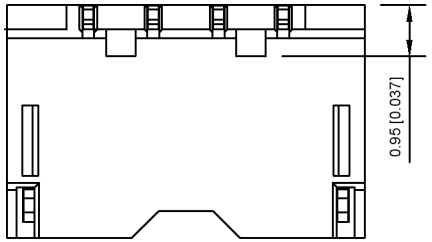

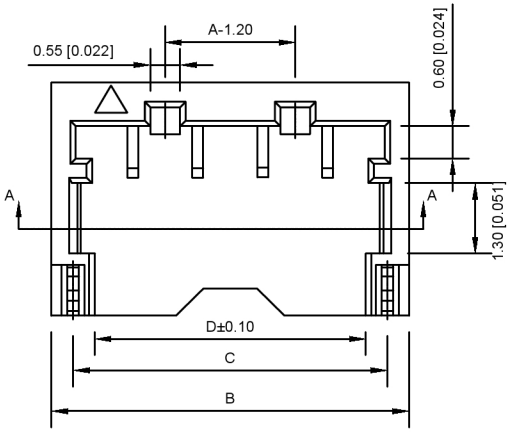

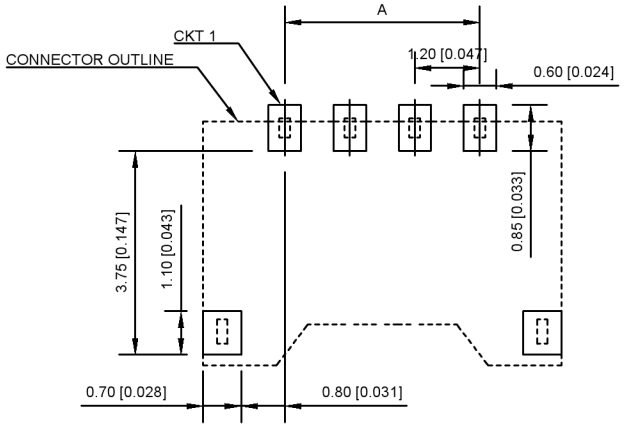

RECOMMENDED PCB LAYOUT
GENERAL TOLERANCE±0.05

■ Specifications :

- Voltage rating: 50 V AC / DC
- Current rating: 2A AC / DC
- Withstanding voltage: 500V AC/minute
- Temperature range: -25°C~+85°C
- Insulation resistance: 100MΩ Min
- Contact resistance: 20mΩ Max
- After environmental testing：20mΩ Max

X1203 WRS-XX- LPV01
① ②③④ ⑤ ⑥ ⑦

① Series No.
② Category：W-WAFER
③ Welding Board Angle：R-Stright 90°
④ Welding way: S-SMT
⑤ Row No.-Pin No.: XX-04P~06P
⑥ Material : LP-LCP UL 94V-0
⑦ Plating Category: V01-All Gold Flash

X1203WRS-XX-LPV01	LCP UL 94V-0	Phosphor Bronze	Gold Flash	X1203H
PART NO	Material	Material(pin)	Finish(pin)	Suitable XKB Housing

Circuits	Dimensions			
	A	B	C	D
4	3.60	6.60	5.80	5.00
5	4.80	7.80	7.00	6.20
6	6.00	9.00	8.20	7.40

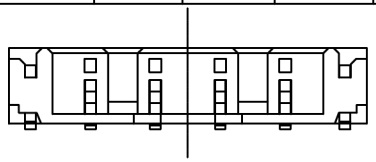

广东星坤科技股份有限公司
文件工程章

MARK	DESCRIPTION	DATE	REVISED	APPROVED
ΔX				
ΔX				
ΔX				

日期

REVISIONS

ANGLAR	±5°
L≤ 4	±0.2
4<L≤ 16	±0.3
16<L≤ 63	±0.4
L> 63	±0.5

UNSPECIFIED TOLERANCES

www.helloxkb.com www.helloxkb.cn www.xk-dg.cn

XKB INDUSTRIAL PRECISION CO.,LIMITED

DSND		SCALE: N/A	MODEL TYPE: X1203WRS-XX-LPV01
DWN		VIEW:	PART NO.:
CHKD		UNIT: mm/in	DWG NO.: X-X1203WRS-XX-LPV01
APPD		SIZE: A4	

WEIGHT	SHEET	REVISION
	1/1	A0