GENERAL TOLERANCE											
	10 MAX	50 MAX	100 MAX	250 MAX	250 OVR	R5 MAX	R10 MAX	R20 MAX	R20 OVR	ANGLE	ECCENT
A	±0.15	±0.2	±0.3	±0.5	±0.75	±0.2	±0.3	±0.5	±2.5	±3°	0.1
B	±0.2	±0.3	±0.55	±0.95	±1.4					±3°	0.1
Ⓒ	±0.3	±0.5	±0.8	±1.4	±2					±3°	0.15

	PART NO. AND CH. CODE	COLOR
	7186-8845,A	NATURAL
3	7186-8845-30,A	BLACK
2	7186-8845-60,A	GREEN
4	7186-8845-80,A	BROWN
	7186-8845-90,A	BLUE

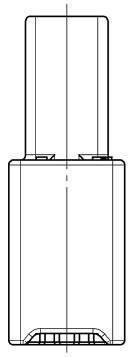

注記

1. かん合相手品番 : 7187-8845 ETC.
2. 適用端子品番 : 7114-7386-02 ETC.

NOTES

1. MATING PART NO. : 7187-8845 ETC.
2. APPLICABLE TERMINAL PART NO. : 7114-7386-02 ETC.

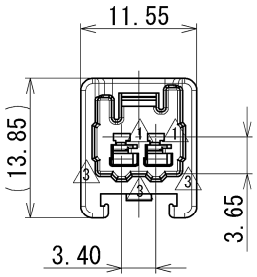

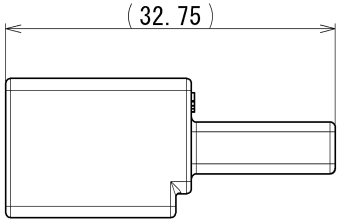

LET	DATE	REVISION RECORD	NO.	CHKD
4	2016/04/26	ADDED COLOR NO.	C16-P209	Y.H
3	2015/03/13	CHANGED FORM,ETC.	C15-Z108	K.T
2	2012/02/24	ADDED PART NO.	C12-Z264	J.N
1	2012/01/11	CHANGED FORM, A	C12-Z050	J.B
	2011/11/23	NEW	C11-Z619	J.B

ISSUE MARK

GENERAL TOLERANCE						
	10MAX	50MAX	100MAX	250MAX	250OVR	ANGLE	ECCENT
A	±0.15	±0.2	±0.3	±0.5	±0.75	±30'	0.1
B	±0.2	±0.3	±0.55	±0.95	±1.4	±30'	0.1
C	±0.3	±0.5	±0.8	±1.4	±2	±30'	0.15

SPECIFIED

MASS

CUSTOMER

CUSTOMER PART NO. | CUSTOMER DWG NO.

OFFICE | TRIAL PART NO.

VENDOR

VENDOR NO.

DWG TYPE	DWG SOURCE	DWG DATE	UNIT	SCL	ANGLE
R	NEW	2011/11/23	mm	2:1	3

APPROVED	CHECKED	CHECKED	DESIGN	DRAWN
T.MATSUNAGA	T.FUKAYA		K.MATSUMURA	Y.HANAI
2016/04/26	2016/04/26		2011/07/09	2016/04/26

MATL. SPEC. PBT(COLOR:SEE TABLE) | TREAT. & FIN.

NAME 060 2P HLC HOUSING MALE

PART NO. CH. CODE 7186-8845 ETC.

DWG NO. 7186-8845:R | SET DWG NO.

YAZAKI CORPORATION