GENERAL TOLERANCE											
	10 MAX	50 MAX	100 MAX	250 MAX	250 OVR	R5 MAX	R10 MAX	R20 MAX	R20 OVR	ANGLE	ECCENT
A	±0.15	±0.2	±0.3	±0.5	±0.75	±0.2	±0.3	±0.5	±2.5	±3°	0.1
B	±0.2	±0.3	±0.55	±0.95	±1.4					±3°	0.1
C	±0.3	±0.5	±0.8	±1.4	±2					±3°	0.15

	PART NO. AND CH. CODE	MATERIAL	COLOR
	7187-8854, A	PBT	NATURAL
4	7187-8854-10, A	PBT	DARK GRAY
5	7187-8854-30, A	PBT	BLACK
2	7187-8854-60, A	PBT	GREEN
3	7187-8854-90, A	PBT	BLUE

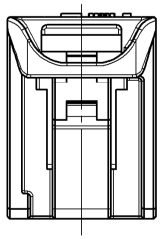

注記

2 1. かん合相手品番 : 7186-8849 ETC.

2. 適用端子品番 : 7116-7389-02 ETC.

NOTES

2 1. MATING PART NO. : 7186-8849 ETC.

2. APPLICABLE TERMINAL PART NO. : 7116-7389-02 ETC.

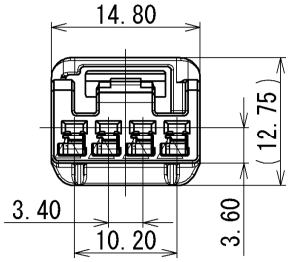

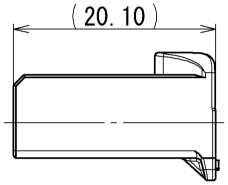

LET	DATE	REVISION RECORD	NO.	CHKD
5	2015/03/13	ADDED COLOR NO.	C15-Z108	J.L
4	2014/04/21	ADDED PART NO.	C14-Z212	E.D
3	2012/04/20	ADDED COLOR NO.	C12-Z399	J.C
2	2012/02/09	ADDED COLOR NO. ETC.	C12-Z193	R.M
1	2012/01/11	CHANGED FORM, A	C12-Z067	M.C
	2011/11/23	NEW	C11-Z633	G.M

ISSUE MARK

GENERAL TOLERANCE							
	10MAX	50MAX	100MAX	250MAX	250OVR	ANGLE	ECCENT
A	±0.15	±0.2	±0.3	±0.5	±0.75	±30'	0.1
B	±0.2	±0.3	±0.55	±0.95	±1.4	±30'	0.1
C	±0.3	±0.5	±0.8	±1.4	±2	±30'	0.15

SPECIFIED

MASS

CUSTOMER					
CUSTOMER PART NO.		CUSTOMER DWG NO.			
OFFICE		TRIAL PART NO.			
VENDOR					
VENDOR NO.					
DWG TYPE	DWG SOURCE	DWG DATE	UNIT	SCL	ANGLE
R	NEW	2011/11/23	mm	2:1	3
APPROVED	CHECKED	CHECKED	DESIGN	DRAWN	
T.MATSUNAGA	T.FUKAYA		K.MATSUMURA	J.LEGASPI	
2015/03/13	2015/03/13		2011/09/04	2015/03/13	

MATL. SPEC. 2 SEE TABLE

TREAT. & FIN.

NAME 060 4P HLC HOUSING FEMALE

PART NO. CH. CODE 2 7187-8854 ETC.

DWG NO. 7187-8854:R

SET DWG NO.

YAZAKI CORPORATION