| PART NUMBER | APPLICABLE WIRE SIZE (SINGLE CRIMP) | GRIP DIMENSIONS | | MASS (g) |
|---|---|---|---|---|
| | METRIC (mm²) | $W_1$ | $W_2$ | |
| 7116-4150-02, A | 3 0.3~0.6 OR EQUIVALENT | 2.30 | 5.05 | (0.55) |
| 7116-4151-02, A | 3 0.75~1.4 OR EQUIVALENT | 3.00 | 5.60 | (0.58) |
| 7116-4152-02, A | 1.5~2.5 OR EQUIVALENT | 3.70 | 6.55 | (0.61) |
| 2 7116-4153-02, A | 4 3.0~4.0 | 4.30 | 6.80 | (0.63) |

## APPLICABLE WIRE GRIP SIZE IDENTIFICATION

(5/1)

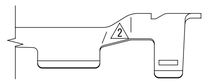

7116-4150-02

(5/1)

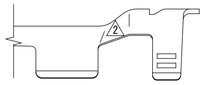

7116-4151-02

(5/1)

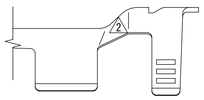

7116-4152-02

(5/1)

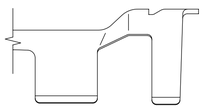

2 7116-4153-02

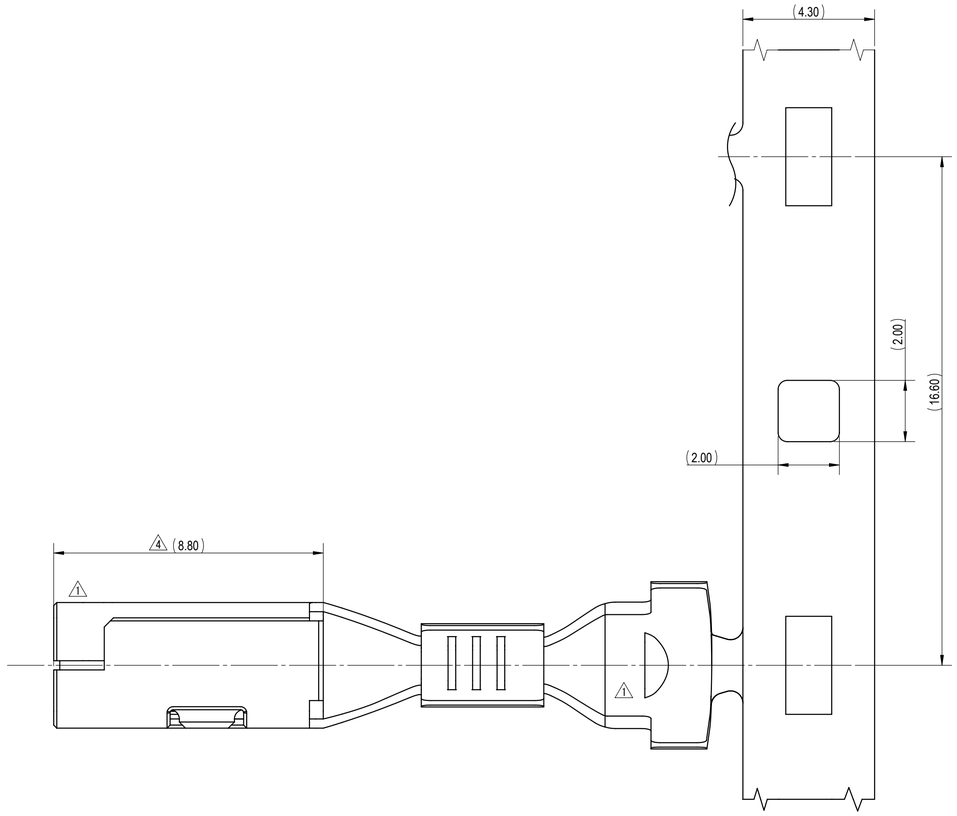


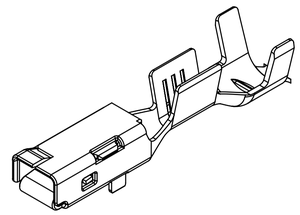

4 FRONT ISOMETRIC VIEW
(5/1)

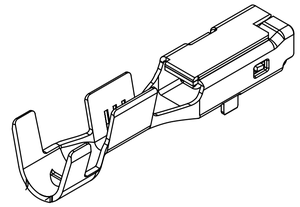

4 REAR ISOMETRIC VIEW
(5/1)

4 NOTES:

1. PARTS MUST BE PURCHASED FROM YAZAKI.
2. PARTS MUST BE FREE OF BURRS AND SHARP EDGES THAT MAY BE DETRIMENTAL TO SATISFACTORY ASSEMBLY, SAFE HANDLING OR FUNCTION OF THE PART.
3. MATERIAL: COPPER ALLOY.
4. PLATING: TIN (Sn) PLATED.
5. MATING PART NUMBER: SEE 7114-4150-02:R DRAWING.
6. APPLICABLE WIRE SEAL: SEE 7158-3111-60:R DRAWING.
   SEE 7172-5734-80:R DRAWING.
7. PART TO COMPLY WITH YPES-31-038 REQUIREMENTS
8. THIS DRAWING IS TO BE USED FOR INTERNAL YAZAKI PSW SUBMISSION.

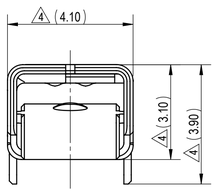


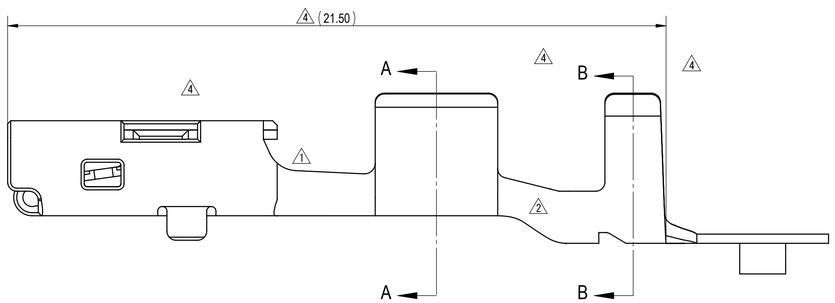


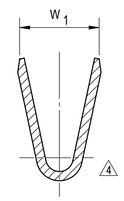


SECTION A-A

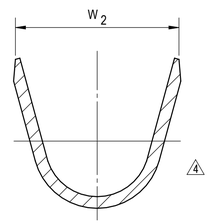


SECTION B-B

| LET | DATE | REVISION RECORD | NO. | CHKD |
|---|---|---|---|---|
| 5 | 08-15-2023 | REVISED TERMINAL WEIGHT | C23-A602 | E.T |
| 4 | 01-22-2021 | REDRAWN, ADDED WIRE SIZE & REVISED NOTES | C21-A079 | M.S |
| 3 | 07-10-2003 | CHANGED WIRE SIZE | C03-X452 | K.O |
| 2 | 10-21-1999 | ADDED PART NUMBER & CHANGED FORM, ETC. | C99-M582 | M.K |
| 1 | 04-15-1997 | CHANGED FORM. A | C97-L641 | H.K |
| - | 02-21-1997 | NEW | C97-L107 | Y.U |

GENERAL TOLERANCE

| | 10MAX | 50MAX | 100MAX | 250MAX | 250OVR | R5 MAX | R10 MAX | R20 MAX | R20 OVR | ANGLE | ECCENT |
|---|---|---|---|---|---|---|---|---|---|---|---|
| A | ±0.15 | ±0.20 | ±0.30 | ±0.50 | ±0.75 | ±0.20 | ±0.30 | ±0.50 | ±2.50 | ±3° | 0.1 |
| B | ±0.20 | ±0.30 | ±0.55 | ±0.95 | ±1.40 | | | | | ±3° | 0.1 |
| C | ±0.30 | ±0.50 | ±0.80 | ±1.40 | ±2.00 | | | | | ±3° | 0.15 |
| SPECIFIED | | | | | | | | | | MASS | SEE TABLE |

| | | | | | |
|---|---|---|---|---|---|
| CUSTOMER | | | | | |
| CUSTOMER PART NO. | | CUSTOMER DWG NO. | | | |
| OFFICE | YNA | TRIAL PART NO. | | | |
| VENDOR | | | | | |
| VENDOR NO. | | | | | |
| DWG TYPE | DWG SOURCE | DWG DATE | UNIT | SCL | ANGLE |
| R | 7116-4150-02:M 6 | 02-21-1997 | mm | 10/1 | 3 |
| APPROVED | CHECKED | CHECKED | DESIGN | DRAWN | |
| | | | Y. UCHIDA | ERICK TREVIZO | |
| | | | 05-31-1996 | 08-16-2023 | |

ISSUE MARK

MATL. SPEC. SEE NOTES | TREAT. & FIN. SEE NOTES

NAME 2.8mm SYSTEM SEALED CONNECTOR
FEMALE TERMINAL

PART NO. / CH. CODE 7116-4150-02, ETC.

DWG NO. 7116-4150-02:R

YAZAKI CORPORATION