

92S11A22D-120

Power relay, SE Relays, DPDT, 30A, 120 VAC, DIN rail and panel mount cover, class F insulation



Main

Product Range	Legacy
Product Type	Power relay
Switch Function	DPDT
Contact Composition	2 C/O

Complementary

Input Current	30 A NO 3 A NC
Contacts Material	Silver alloy contacts
Maximum Switching Capacity	7500 VA/700 W AC/DC 13 mm gap between two relays 6250 VA/700 W AC/DC relays side by side without a gap
Minimum Switching Capacity	170 mW 10 mA / 6 V NC 6000 mW 500 mA / 12 V NO
Coil Resistance	4250 Ohm
Input voltage	120 V AC
Drop-out Voltage Threshold	$\geq 0.1 U_c$ DC $\geq 0.15 U_c$ AC
Rated Operational Current	30 A at 277 V AC (NO) conforming to UL 20 A at 28 V DC (NO) (on resistive load) conforming to UL 96 A at 240 V AC (NO) (full load) conforming to UL 10 A at 120 V AC (NO) (tungsten filament) conforming to UL 6 A at 250 V AC (NO) (tungsten filament) conforming to UL 3 A at 277 V AC (NC) (on resistive load) conforming to UL 3 A at 28 V DC (NC) (on resistive load) conforming to UL 30 A at 250 V AC-1 (NO) conforming to IEC 25 A at 28 V DC-1 (NO) conforming to IEC 3 A at 250 V AC-1 (NC) conforming to IEC 3 A at 28 V DC-1 (NC) conforming to IEC
Power consumption in VA	3.2...4.4 VA AC
Voltage Range	0.8...1.1 U_n AC/DC
Maximum Switching Voltage	300 V AC/DC UL 250 V AC/DC IEC
Motor Power HP	1.0 Hp 120 V AC 50/60 Hz 3 hp 240 V AC 50/60 Hz
Electrical Insulation Class	Class F coil
Mounting	DIN rail Panel mounted
Product Weight	2.89 oz (82 g)

Environment

Ambient Air Temperature for Operation	-40...131 °F (-40...55 °C)
Ambient Air Temperature for Storage	-40...185 °F (-40...85 °C)
Product Certifications	UL Listed CSA CE
Electrical Durability	100000 Cycles resistive 25000 cycles tungsten
Mechanical Durability	5000000 cycles
Dielectric Strength	4000 V AC between coil and contact 1500 V AC between contacts 2000 V AC between poles
Shock Resistance	10 gn in operation 30 gn not in operation
Vibration Resistance	+/- 1 mm 10...35 Hz) 3 gn 35...150 Hz)
Surge Withstand Duration	1.2/50 µs





Ordering and shipping details

GTIN	3606480781902
Nbr. of units in pkg.	1
Package weight(Lbs)	2.89 oz (82.0 g)

Packing Units

Unit Type of Package 1	PCE
Package 1 Height	2.70 in (6.85 cm)
Package 1 width	1.33 in (3.37 cm)
Package 1 Length	1.54 in (3.905 cm)
Unit Type of Package 2	BB1
Number of Units in Package 2	10
Package 2 Weight	29.44 oz (834.57 g)
Package 2 Height	1.77 in (4.5 cm)
Package 2 width	5.71 in (14.5 cm)
Package 2 Length	7.48 in (19 cm)
Unit Type of Package 3	S02
Number of Units in Package 3	60
Package 3 Weight	12.43 lb(US) (5.64 kg)
Package 3 Height	5.91 in (15 cm)
Package 3 width	11.81 in (30 cm)
Package 3 Length	15.75 in (40 cm)

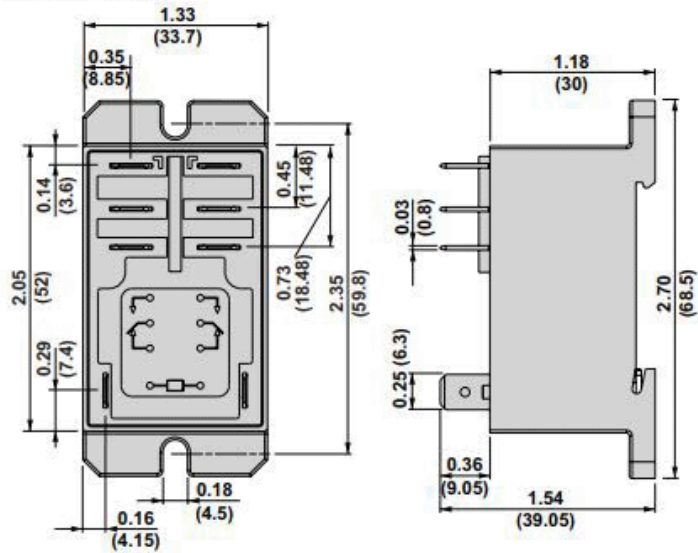
Offer Sustainability

Sustainable offer status	Green Premium product
California proposition 65	WARNING: This product can expose you to chemicals including: Lead and lead compounds, which is known to the State of California to cause cancer and birth defects or other reproductive harm. For more information go to www.P65Warnings.ca.gov
REACH Regulation	 REACH Declaration
REACH free of SVHC	Yes
EU RoHS Directive	Pro-active compliance (Product out of EU RoHS legal scope)  EU RoHS Declaration
Toxic heavy metal free	Yes
Mercury free	Yes
RoHS exemption information	 Yes
China RoHS Regulation	 China RoHS Declaration

Environmental Disclosure	 Product Environmental Profile
WEEE	The product must be disposed on European Union markets following specific waste collection and never end up in rubbish bins.

Approximate Dimensions

DPDT (2 CO):



Connections and Wiring Diagrams

DPDT (2 CO):

