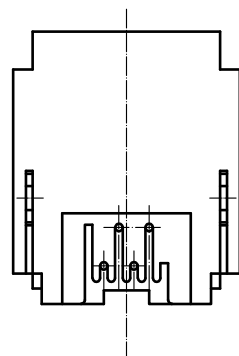
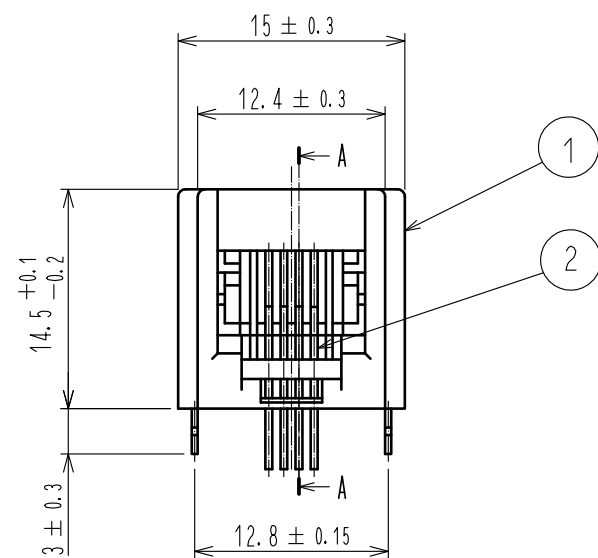
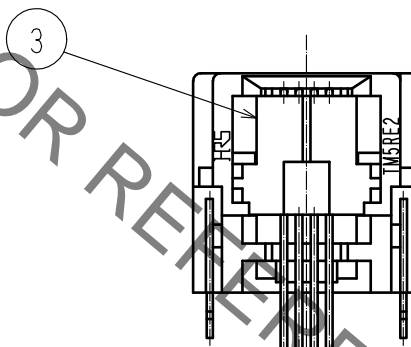
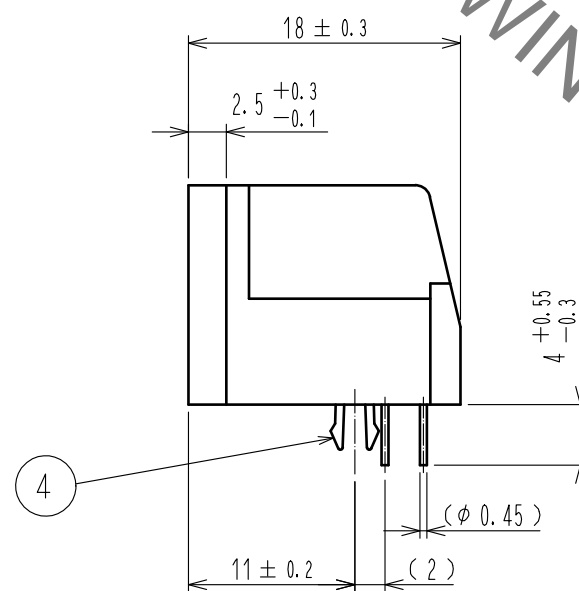
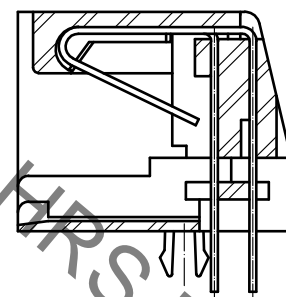


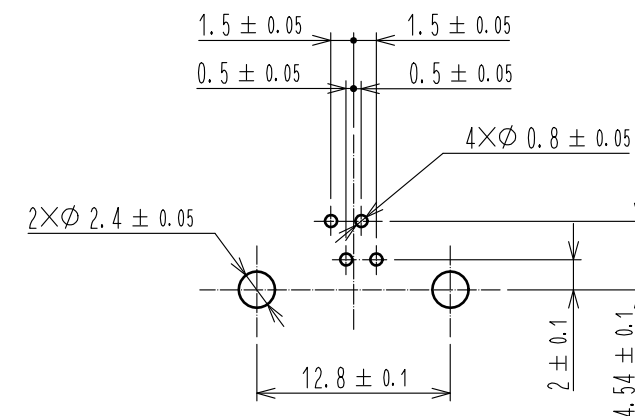
Jan.1.2022 Copyright 2022 HIROSE ELECTRIC CO., LTD. All Rights Reserved.
In case of consideration for using Automotive equipment / device which demand high reliability, kindly contact our sales window correspondents.



Contact mounting
A-A



PC board pattern



- Notes
- 1 Dimensions are viewed from the connector mounting side on PCB.
 2. PC board thickness 1.6mm.
 3. The dimensions in parentheses are for reference.

2	Phosphor bronze	Selective Gold plating 1.27 μm min	4	Phosphor bronze	Tin plating
1	PBT	Dark gray , UL94V-0	3	PBT	Black , UL94V-0
NO.	MATERIAL	FINISH , REMARKS	NO.	MATERIAL	FINISH , REMARKS
UNITS mm		SCALE 2 : 1	COUNT 	DESCRIPTION OF REVISIONS	DESIGNED
HIROSE ELECTRIC CO., LTD.		APPROVED : RI. TAKAYASU	18.06.12	DRAWING NO.	EDC-023803-20-07
		CHECKED : RI. TAKAYASU	18.06.12	PART NO.	TM5RE2-64(20)
		DESIGNED : MO. SHIMOYAMA	18.06.12	CODE NO.	CL222-1223-4-20
		DRAWN : SJ. SATO	18.06.12		
					1/1