THIS DRAWING IS UNPUBLISHED. RELEASED FOR PUBLICATION MAY ,2006.
© COPYRIGHT 2006 By – ALL RIGHTS RESERVED.

LOC	DIST
E	B

REVISIONS

P	LTR	DESCRIPTION	DATE	DWN	APVD
	C	ECO-09-003420	09 Mar 09	RITA	BOB
	D	ECO-12-010787	11JUN12	TITAN	MARTIN

NOTES:

1. SINGLE PACK IN ACCORDANCE WITH AMP SPEC 107-3275
2. 50 TRAY PACK IN ACCORDANCE WITH AMP SPEC 107-3275
3. Au PLATING
4. Ni PLATING
5. TIN PLATING
6. MOUNTING POSTS ARE OPTIONAL SEE TABLE FOR PART NUMBERS
7. RECOMMENDED SELF-TAPPING SCREW 221108-4
8. RECOMMENDED MOUNT NUT 1-1634816-0
9. RECOMMENDED LOCKWASHER 1-1634817-0
10. FOR TECHNICAL DATA REFER TO YOUR LOCAL TYCO ELECTRONICS SALES OFFICE
11. ALL DIMENSIONS ARE NOMINAL FOR REFERENCE ONLY UNLESS OTHERWISE STATED

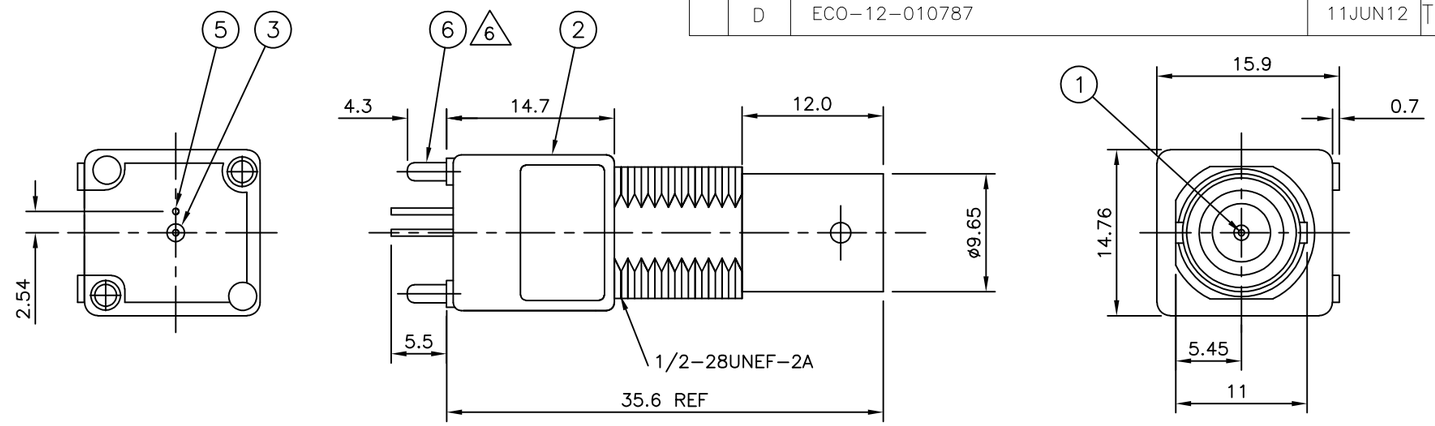

VIEW WITHOUT MOUNTING POSTS OR BOARD LOCKS

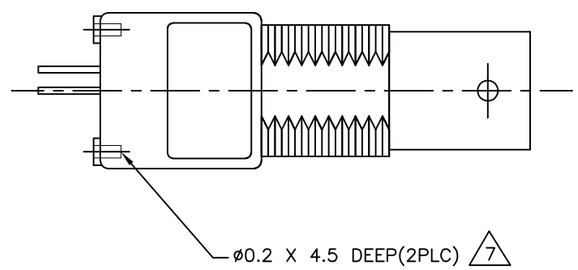

VIEW WITH BOARD LOCKS

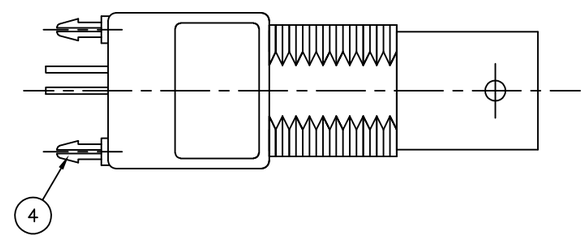

RECOMMENDED MOUNTING HOLE
MAX PANEL THICKNESS: 5.5mm

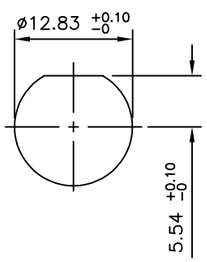

RECOMMENDED PCB LAYOUT
WITH MOUNTING POSTS OR BOARD LOCKS

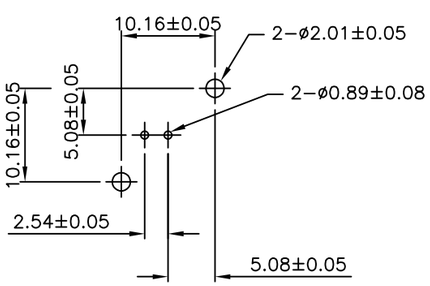

RECOMMENDED PCB LAYOUT
WITHOUT MOUNTING POSTS

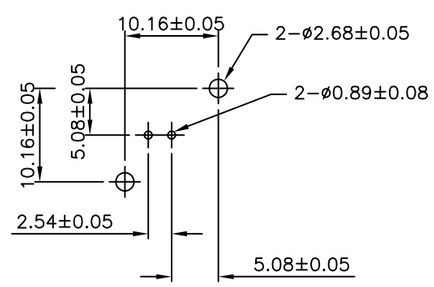

			OBSOLETE	OBSOLETE		OBSOLETE			
	–	–	–	–	2	2	PHOS. BRONZE 5	MOUNTING POST	6
	1	1	1	1	1	1	COPPER 5	SOLDER TAIL	5
	–	–	2	2	–	–	PHOS. BRONZE 5	BOARD LOCK	4
	1	1	1	1	1	1	PE-606	INSULATOR	3
	1	1	1	1	1	1	ZINC ALLOY 4	BODY	2
	1	1	1	1	1	1	PHOS. BRONZE 3	CONTACT	1
	6--2	1--2	6--1	1--1	6--0	1--0	MATERIAL	DESCRIPTION	ITEM
	2	1	2	1	2	1			
QUANTITY PER ASSY							PARTS LIST		

THIS DRAWING IS A CONTROLLED DOCUMENT.

DIMENSIONS: mm

TOLERANCES UNLESS OTHERWISE SPECIFIED:

0 PLC	± 0.5
1 PLC	± 0.3
2 PLC	± 0.2
3 PLC	± –
4 PLC	± –
ANGLES	± –

MATERIAL: SEE TABLE

FINISH: –

DWN	RITA ZUO	09 Mar 09
CHK	ANSON MA	09 Mar 09
APVD	BOB ZHAO	09 Mar 09

PRODUCT SPEC: 108-112000

APPLICATION SPEC: –

WEIGHT: –

TE Connectivity

NAME: BNC STRAIGHT SHIELDED PCB SOCKET 75 OHM METAL –

SIZE	CAGE CODE	DRAWING NO	RESTRICTED TO
A3	00779	C-1634630	–

CUSTOMER DRAWING

SCALE	SHEET	REV
NTS	1 OF 1	D