GENERAL TOLERANCE											
	10 MAX	50 MAX	100 MAX	250 MAX	250 OVR	R5 MAX	R10 MAX	R20 MAX	R20 OVR	ANGLE	ECCENT
A	±0.15	±0.2	±0.3	±0.5	±0.75	±0.2	±0.3	±0.5	±2.5	±3°	0.1
B	±0.2	±0.3	±0.55	±0.95	±1.4					±3°	0.1
Ⓒ	±0.3	±0.5	±0.8	±1.4	±2					±3°	0.15

	PART NO. AND CH. CODE	COLOR
	7187-8856, A	NATURAL
2	7187-8856-60, A	GREEN
3	7187-8856-80, A	BROWN
4	7187-8856-30, A	BLACK
5	7187-8856-90, A	BULE

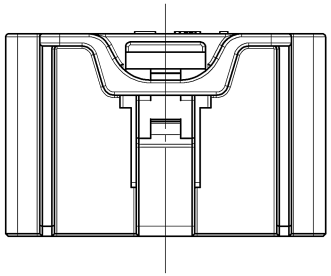

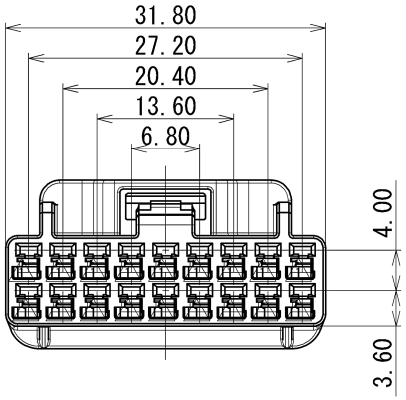

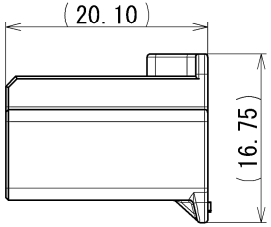

注記

1. かん合相手品番 : 7186-8851
2. 適用端子品番 : 7116-7389-02 ETC.

NOTES

1. MATING PART NO. : 7186-8851
2. APPLICABLE TERMINAL PART NO. : 7116-7389-02 ETC.

LET	DATE	REVISION RECORD	NO.	CHKD
5	2016/09/07	ADDED COLOR PART NO.	C16-Y169	Y.H
4	2015/04/07	ADDED COLOR PART NO.	C15-Z136	A.Q
3	2014/11/26	ADDED COLOR PART NO.	C14-Z709	J.B
2	2014/01/13	ADDED COLOR PART NO.	C14-Z018	Y.D
1	2012/01/12	CHANGED FORM, A	C12-Z068	M.C
	2011/12/01	NEW	C11-Z970	G.M

GENERAL TOLERANCE							
	10MAX	50MAX	100MAX	250MAX	250OVR	ANGLE	ECCENT
A	±0.15	±0.2	±0.3	±0.5	±0.75	±30'	0.1
B	±0.2	±0.3	±0.55	±0.95	±1.4	±30'	0.1
C	±0.3	±0.5	±0.8	±1.4	±2	±30'	0.15

SPECIFIED

MASS

ISSUE MARK

CUSTOMER					
CUSTOMER PART NO.		CUSTOMER DWG NO.			
OFFICE		TRIAL PART NO.			
VENDOR					
VENDOR NO.					
DWG TYPE	DWG SOURCE	DWG DATE	UNIT	SCL	ANGLE
R	NEW	2011/12/01	mm	2:1	3
APPROVED	CHECKED	CHECKED	DESIGN	DRAWN	
T.MATSUNAGA			K.MATSUMURA	Y.HANAI	
2016/09/07			2011/09/05	2016/09/07	

MATL. SPEC. 2 PBT (COLOR:SEE TABLE)

TREAT. & FIN.

NAME 060 18P HLC HOUSING FEMALE

PART NO. CH. CODE 2 7187-8856 ETC.

DWG NO. 7187-8856:R

SET DWG NO.

YAZAKI CORPORATION