



Connectors > Docking Connectors



Docking Connector Style: **Plug**

Connector System: **Cable-to-Board**

Centerline (Pitch): **.6 mm [.024 in]**

Number of Rows: **2**

Number of Signal Positions: **80**

Features

Product Type Features

Ground Feature Type	Grounding Plate
Grounding Options	PCB Ground
Docking Connector Style	Plug
Connector System	Cable-to-Board
Sealable	No
Connector & Contact Terminates To	Printed Circuit Board

Configuration Features

Number of Rows	2
Number of Signal Positions	80
Number of Power Positions	4
PCB Mount Orientation	Vertical

Body Features

Ground Plate Plating Material	Tin
Ground Plate Material	Copper Alloy

Contact Features

Contact Mating Area Plating Material	Gold
Contact Underplating Material	Nickel
PCB Contact Termination Area Plating Material	Tin-Lead



Contact Base Material	Copper Alloy
Number of Utility Contacts	0
Contact Current Rating (Max)	.5 A, 5 A

Termination Features

Termination Method to Printed Circuit Board	Surface Mount
---------------------------------------------	---------------

Mechanical Attachment

PCB Mount Alignment	Without
PCB Mount Retention Type	Hold-Down Post
PCB Mount Retention	With
Connector Mounting Type	Board Mount

Housing Features

Housing Material	Thermoplastic
Housing Color	Black
Centerline (Pitch)	.6 mm[.024 in]

Usage Conditions

Operating Temperature Range	-40 – 85 °C[-40 – 185 °F]
-----------------------------	---------------------------

Operation/Application

Circuit Application	Power & Signal
---------------------	----------------

Industry Standards

UL Flammability Rating	UL 94V-0
------------------------	----------

Packaging Features

Packaging Quantity	50
Packaging Method	Tray

Product Compliance

[For compliance documentation, visit the product page on TE.com>](#)

EU RoHS Directive 2011/65/EU	Not Yet Reviewed
EU ELV Directive 2000/53/EC	Not Yet Reviewed
China RoHS 2 Directive MIIT Order No 32, 2016	Restricted Materials Above Threshold
EU REACH Regulation (EC) No. 1907/2006	Current ECHA Candidate List: JAN 2024 (240) Candidate List Declared Against: JUN 2012 (84)



SVHC > Threshold:
Not Yet Reviewed

Halogen Content	Not Yet Reviewed for halogen content
Solder Process Capability	Reflow solder capable to 245°C

Product Compliance Disclaimer


This information is provided based on reasonable inquiry of our suppliers and represents our current actual knowledge based on the information they provided. This information is subject to change. The part numbers that TE has identified as EU RoHS compliant have a maximum concentration of 0.1% by weight in homogenous materials for lead, hexavalent chromium, mercury, PBB, PBDE, DBP, BBP, DEHP, DIBP, and 0.01% for cadmium, or qualify for an exemption to these limits as defined in the Annexes of Directive 2011/65/EU (RoHS2). Finished electrical and electronic equipment products will be CE marked as required by Directive 2011/65/EU. Components may not be CE marked. Additionally, the part numbers that TE has identified as EU ELV compliant have a maximum concentration of 0.1% by weight in homogenous materials for lead, hexavalent chromium, and mercury, and 0.01% for cadmium, or qualify for an exemption to these limits as defined in the Annexes of Directive 2000/53/EC (ELV). Regarding the REACH Regulations, TE’s information on SVHC in articles for this part number is still based on the European Chemical Agency (ECHA) ‘Guidance on requirements for substances in articles’(Version: 2, April 2011), applying the 0.1% weight on weight concentration threshold at the finished product level. TE is aware of the European Court of Justice ruling of September 10th, 2015 also known as O5A (Once An Article Always An Article) stating that, in case of ‘complex object’, the threshold for a SVHC must be applied to both the product as a whole and simultaneously to each of the articles forming part of its composition. TE has evaluated this ruling based on the new ECHA “Guidance on requirements for substances in articles” (June 2017, version 4.0) and will be updating its statements accordingly.

Compatible Parts




TE Part # 5787887-1
200 50SR CMP LP VERT PLUG,DOCK

Also in the Series | CHAMP Docking Connectors




Connector Caps & Covers(28)



Connector Hardware(30)



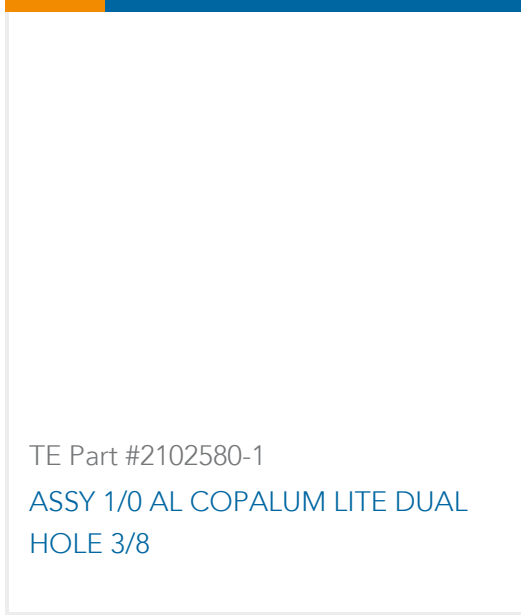
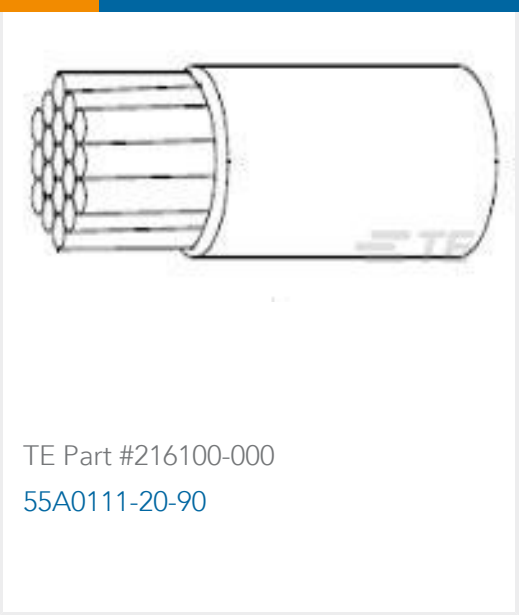
Connector Strain Relief(3)



Docking Connectors(25)



Customers Also Bought



Documents

Product Drawings
PLUG SHUTTER ASSY

Japanese

CAD Files
Customer View Model
ENG_CVM_1674154-1_E.3d_igs.zip

English

Customer View Model
ENG_CVM_1674154-1_E.3d_stp.zip

English

Customer View Model
ENG_CVM_1674154-1_E.2d_dxf.zip

English

3D PDF

English

By downloading the CAD file I accept and agree to the Terms and Conditions of use.



[Product Specifications](#)

[Application Specification](#)

English