

Cable connector - SH-8ESC58A8LDLS - 1621517

Please be informed that the data shown in this PDF Document is generated from our Online Catalog. Please find the complete data in the user's documentation. Our General Terms of Use for Downloads are valid (<http://phoenixcontact.com/download>)




Cable connector, SH, straight long, shielded: yes, SPEEDCON locking, M23, No. of pos.: 4+4+4+PE / 3+N+PE, type of contact: Socket, Crimp connection, cable diameter range: 7.5 mm ... 18 mm

Your advantages

- ✓ Transmission of signals, data, and power in just a single connector
- ✓ CAT5 data interface for up to 100 Mbps
- ✓ Reduced connection time with optional SPEEDCON fast locking system
- ✓ Safe use in the field, thanks to high degree of protection
- ✓ Consistent EMC protection for reliable connection solutions in the industrial environment



Key Commercial Data

| | |
|--------------|---|
| Packing unit | 1 pc |
| GTIN |  4 046356 936323 |
| GTIN | 4046356936323 |

Technical data

Temperature range

| | |
|---------------------|-------------------|
| Ambient temperature | -40 °C ... 130 °C |
|---------------------|-------------------|

Standards and Regulations

| | |
|-------------|--|
| Safety note | WARNING: The connectors may not be plugged in or disconnected under load. Ignoring the warning or improper use may damage persons and/or property. |
| | • WARNING: Commission properly functioning products only. The products must be regularly inspected for damage. Decommission defective products immediately. Replace damaged products. Repairs are not possible. |
| | • WARNING: Only electrically qualified personnel may install and operate the product. They must observe the following safety notes. The qualified personnel must be familiar with the basics of electrical engineering. They must be able to recognize and prevent danger. The |

Cable connector - SH-8ESC58A8LDLS - 1621517

Technical data

Standards and Regulations

| | |
|--|--|
| | relevant symbol on the packaging indicates that only personnel familiar with electrical engineering are allowed to install and operate the product. |
| | <ul style="list-style-type: none"> The products are suitable for applications in plant, controller, and electrical device engineering. |
| | <ul style="list-style-type: none"> When operating the connectors in outdoor applications, they must be separately protected against environmental influences. |
| | <ul style="list-style-type: none"> Assembled products may not be manipulated or improperly opened. |
| | <ul style="list-style-type: none"> Only use mating connectors that are specified in the technical data of the standards listed (e.g. the ones listed in the product accessories online at phoenixcontact.com/products). |
| | <ul style="list-style-type: none"> When using the product in direct connection with third-party manufacturers, the user is responsible. |
| | <ul style="list-style-type: none"> For operating voltages > 50 V AC, conductive connector housings must be grounded |
| | <ul style="list-style-type: none"> Ensure that the protective or functional ground has been properly connected. |
| | <ul style="list-style-type: none"> VDE 0100/1.97 § 411.1.3.2 and DIN EN 60 204/11.98 § 14.1.3 are applicable when combining several circuits in a cable and/or connector |
| | <ul style="list-style-type: none"> Only use tools recommended by Phoenix Contact |
| | <ul style="list-style-type: none"> The installation notes/Design In documents online on the download page at phoenixcontact.com/products must be observed for this product. |
| | <ul style="list-style-type: none"> Operate the connector only when it is fully plugged in and interlocked. |
| | <ul style="list-style-type: none"> Ensure that when laying the cable, the tensile load on the connectors does not exceed the upper limit specified in the standards. |
| | <ul style="list-style-type: none"> Observe the minimum bending radius of the cable. Lay the cable without twisting it. |
| | <ul style="list-style-type: none"> The connector warms up in normal operation. Depending on the ambient conditions, the surface of the connector can continue to warm up. In this case, the user is responsible for posting warnings (e.g. DIN EN ISO 13732-1:2008-12). |

Data of the insulating body

| | |
|--|--|
| Note | Order information: Crimp contacts, 4x Ø 0.8 mm, 4x Ø 1 mm, 5x Ø 2 mm, order separately |
| Protection against electric shock | IEC 61984 and VDE 0623 |
| Data rate | 100 Mbps |
| Coding | N |
| Insulator material | PA 6.6 |
| Insertion/withdrawal cycles mechanical | 100 |
| Contact connection method | Crimp connection |
| Type of contacts | Socket |
| Application | Hybrid |
| Number of positions | 13 |
| Direction of rotation | Standard |
| Contact diameter of power contacts | 2 mm |
| Litz wire cross section of power contacts min. | 0.25 mm ² |
| Litz wire cross section of power contacts max. | 4 mm ² |

Cable connector - SH-8ESC58A8LDLS - 1621517

Technical data

Data of the insulating body

| | |
|---|-----------------------------------|
| Rated current for power contacts | 30 A |
| Note | for max. connection cross section |
| Rated surge voltage | 6 kV |
| Rated voltage (II/3) power contact | 850 V DC |
| Rated voltage (III/3) power contact | 630 V AC |
| Contact diameter of signal contacts | 1 mm |
| Litz wire cross section of signal contacts min. | 0.06 mm ² |
| Litz wire cross section of signal contacts max. | 1 mm ² |
| Nominal current per signal contact | 8 A |
| Note | for max. connection cross section |
| Rated surge voltage | 1.5 kV |
| Rated voltage (III/3) signal contact | 50 V |
| Contact diameter, data contacts | 0.8 mm |
| Litz wire cross section, data contacts, min. | 0.08 mm ² |
| Litz wire cross section, data contacts, max. | 0.5 mm ² |
| Rated current of each data contact at 25°C | 3.6 A |
| Note | for max. connection cross section |
| Rated voltage of data contact | 50 V |
| Rated surge voltage | 1.5 kV |
| Installation height | 2000 m |

Housing data

| | |
|--|---|
| Note | Notes on operation The suitability for assembly must be checked when fully assigned with maximum wire cross sections. |
| Housing material | Metal |
| Type of locking | SPEEDCON locking |
| Degree of protection (when plugged in) | IP67 |
| | IP68 |
| | IP69K |
| Thread type | M23 |

Cable seal data

| | |
|----------------|------------------|
| Cable diameter | 7.5 mm ... 18 mm |
|----------------|------------------|

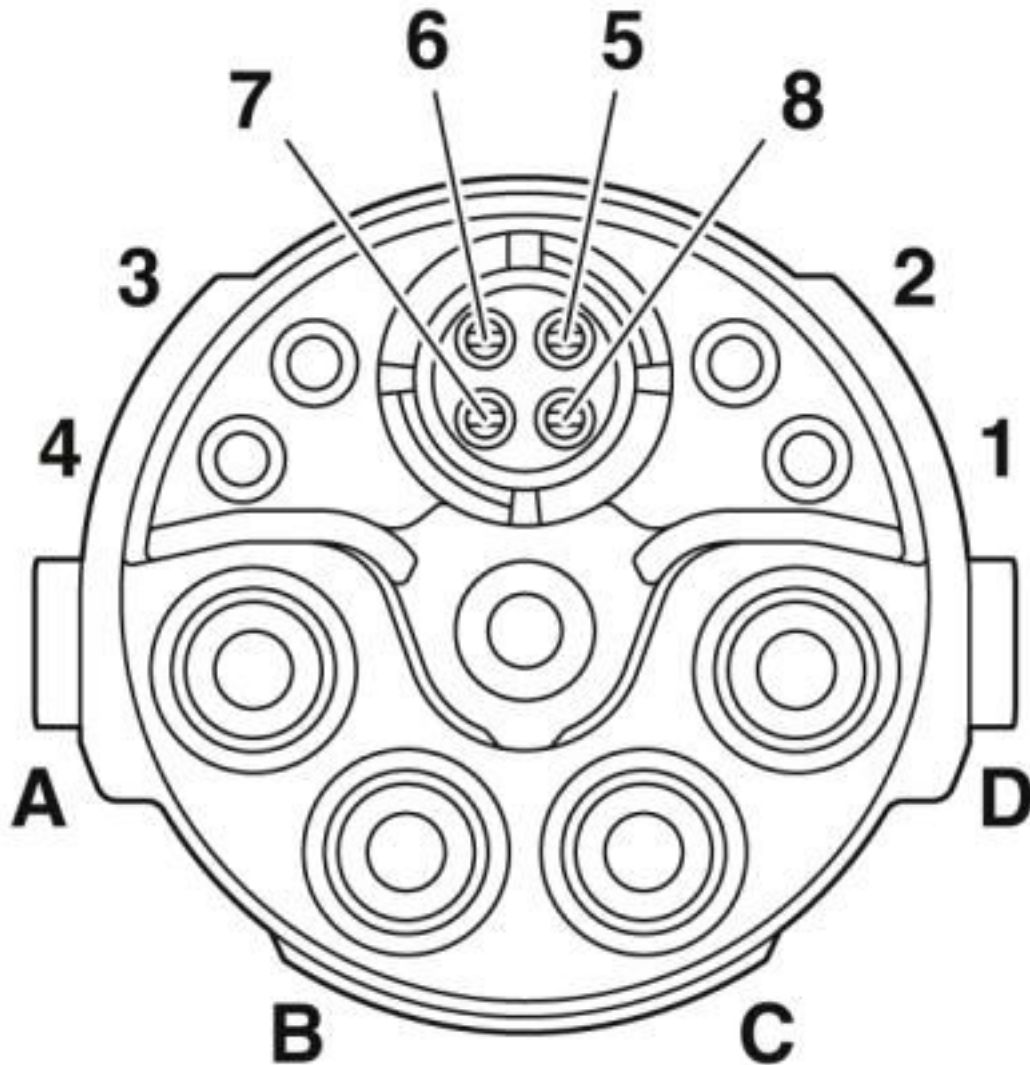
Environmental Product Compliance

| | |
|------------|---|
| REACH SVHC | Lead 7439-92-1 |
| China RoHS | Environmentally Friendly Use Period = 50 years |
| | For details about hazardous substances go to tab "Downloads", Category "Manufacturer's declaration" |

Drawings

Cable connector - SH-8ESC58A8LDLS - 1621517

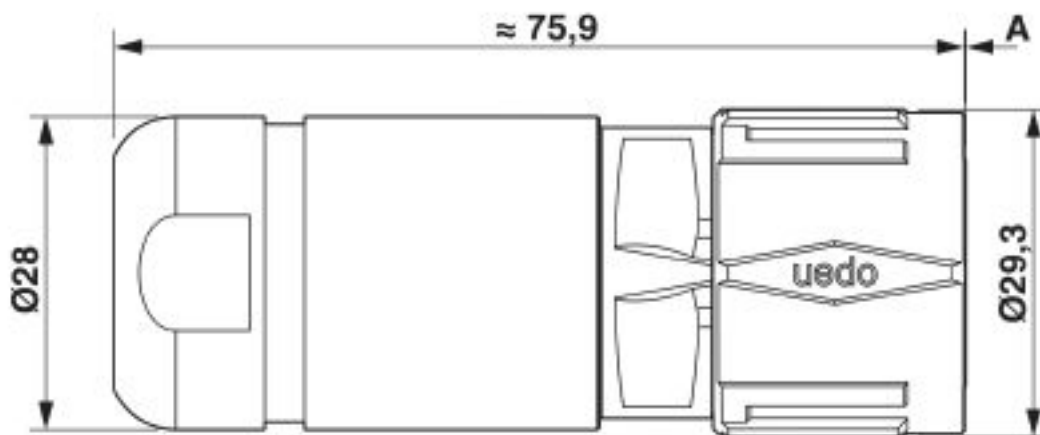
Schematic diagram



Socket pin assignment, CAT5

Cable connector - SH-8ESC58A8LDLS - 1621517

Dimensional drawing



Pin version: dimension A = 0.2 mm, socket version: dimension A = 0 mm

Classifications

eCl@ss

| | |
|---------------|----------|
| eCl@ss 10.0.1 | 27440102 |
| eCl@ss 4.0 | 27260700 |
| eCl@ss 4.1 | 27260700 |
| eCl@ss 5.0 | 27260700 |
| eCl@ss 5.1 | 27260700 |
| eCl@ss 6.0 | 27260700 |
| eCl@ss 7.0 | 27440102 |
| eCl@ss 8.0 | 27440102 |
| eCl@ss 9.0 | 27440102 |

ETIM

| | |
|----------|----------|
| ETIM 4.0 | EC002635 |
| ETIM 5.0 | EC002635 |
| ETIM 6.0 | EC002061 |

UNSPSC

| | |
|-------------|----------|
| UNSPSC 13.2 | 39121413 |
| UNSPSC 18.0 | 39121413 |
| UNSPSC 19.0 | 39121413 |
| UNSPSC 20.0 | 39121413 |
| UNSPSC 21.0 | 39121413 |

Cable connector - SH-8ESC58A8LDLS - 1621517

Approvals

Approvals


Approvals


EAC / UL Recognized / cUL Recognized / cULus Recognized


Ex Approvals

Approval details

| | | |
|-----|---|---------|
| EAC |  | B.01687 |
|-----|---|---------|

| | | |
|--------------------|--|--|
| UL Recognized |  | http://database.ul.com/cgi-bin/XYV/template/LISEXT/1FRAME/index.htm E153698-20181206 |
| | | |
| Nominal voltage UN | 600 V | |
| Nominal current IN | 24 A | |
| mm²/AWG/kcmil | 12 | |

| | | |
|--------------------|---|--|
| cUL Recognized |  | http://database.ul.com/cgi-bin/XYV/template/LISEXT/1FRAME/index.htm E153698-20181206 |
| | | |
| Nominal voltage UN | 600 V | |
| Nominal current IN | 21.4 A | |
| mm²/AWG/kcmil | 12 | |

| | |
|------------------|---|
| cULus Recognized |  |
|------------------|---|

Accessories

Accessories

Cable by the meter

Cable connector - SH-8ESC58A8LDLS - 1621517

Accessories

Hybrid cable - KC-88014311/1,00 - 1623127



Hybrid cable, length: 1 m, color of outer sheath: orange RAL 2003

Hybrid cable - KC-88014311/100,00 - 1623039



Hybrid cable, length: 100 m, color of outer sheath: orange RAL 2003

Hybrid cable - KC-88014311/20,00 - 1622080



Hybrid cable, length: 20 m, color of outer sheath: orange RAL 2003

Crimp contact

Crimp contact - SF-08KS010 - 1621571



Crimp contact, turned, contact diameter: 0.8 mm, crimp range: 0.08 mm² ... 0.25 mm²

Crimp contact - SF-08KS020 - 1621573



Crimp contact, turned, contact diameter: 0.8 mm, crimp range: 0.34 mm² ... 0.5 mm²

Cable connector - SH-8ESC58A8LDLS - 1621517

Accessories

Crimp contact - ST-10KS010 - 1618239



Crimp contact, turned, Single contact, contact diameter: 1 mm, crimp range: 0.06 mm² ... 0.25 mm²

Crimp contact - ST-10KS035 - 1618464



Crimp contact, turned, contact diameter: 1 mm, crimp range: 0.25 mm² ... 1 mm²

Crimp contact - SF-20KS021 - 1621576



Crimp contact, turned, contact diameter: 2 mm, crimp range: 0.25 mm² ... 1 mm²

Crimp contact - SF-20KS022 - 1621577



Crimp contact, turned, contact diameter: 2 mm, crimp range: 1.5 mm² ... 2.5 mm²

Crimp contact - SF-20KS023 - 1621578



Crimp contact, turned, contact diameter: 2 mm, crimp range: 2.5 mm² ... 4 mm²

Mounting material

Cable connector - SH-8ESC58A8LDLS - 1621517

Accessories

Square mounting flange - SF-Z0068 - 1620927



Square mounting flange, 4xM3, flange dimensions: 38 mm x 38 mm

Torque screwdriver - SF-Z0028 - 1607456



Torque screwdriver

Color-coding - SF-Z0064 - 1620585



Color-coding, color: green

Color-coding - SF-Z0065 - 1620586



Color-coding, color: orange

Color-coding - SF-Z0066 - 1620587



Color-coding, color: black

Protective cover

Cable connector - SH-8ESC58A8LDLS - 1621517

Accessories

Metal protective cap - SH-Z0077 - 1627226



Metal protection cap with steel wire and loop, for M23 power and hybrid connectors with knurled nut for fastening to the cable

Metal protective cap - SH-Z2300 - 1622141



Metal protection cap with steel wire, for M23 hybrid connectors with knurled nut

Sample set - M23 HYBRID_CONTACT-SAMPLE-SET - 1623252



Sample set consisting of 4x Ø 1.0 mm, 4x Ø 0.8 mm, 5x Ø 2.0 mm socket and pin contacts for M23 hybrid connectors. Contacts included: 1621573, 1618464, 1621577, 1621575, 1618458, 1621580

Phoenix Contact 2020 © - all rights reserved
<http://www.phoenixcontact.com>

PHOENIX CONTACT GmbH & Co. KG
Flachsmarktstr. 8
32825 Blomberg
Germany
Tel. +49 5235 300
Fax +49 5235 3 41200
<http://www.phoenixcontact.com>