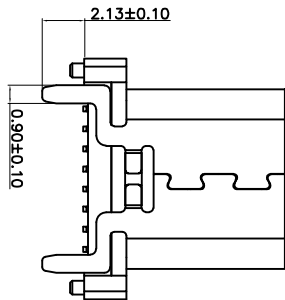
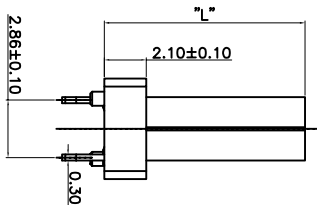
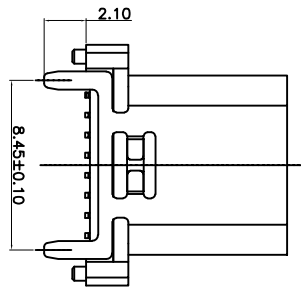
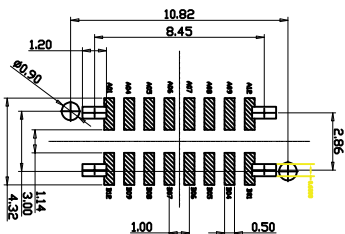
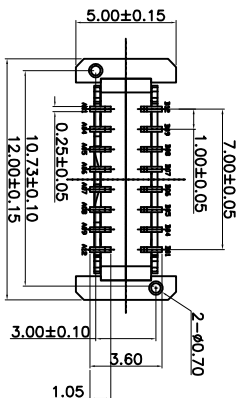
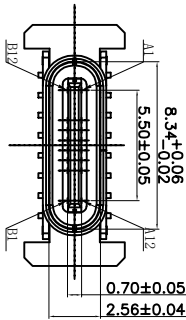


REV.	ECN NO.	DESCRIPTION	DATE	DESIGN



- 备注:
1. 材质:
 - 1.1 胶芯: LCP+30%G, F UL94V-0
 - 1.2 端子: C7025 : 镍底50U" MIN
 - 1.3 外壳: SUS304, T=0.30mm; 表面镀镍30U" MIN
 - 1.4 中夹片: SUS301;
 2. 主要特性:
 - 2.1 额定电流: 5A
 - 2.2 接触阻抗: 40mΩ MAX (初始值)
50mΩ MAX (测试后)
 - 2.3 绝缘阻抗: 100V AC R M S
100MΩ MIN
 - 2.4 耐压测试: 100V AC R M S
 - 2.5 整体插入力: 5-20N 整体拔出力: 5-20N (耐久后)
整体拔出力: 8-20N 整体拔出力: 6-20N (耐久后)
 - 2.6 耐久: 10000次
 - 2.7 耐高温: SMT回流焊 (峰值260° ±5°) , 塑胶不能有起泡, 融胶等不良, 变色, 翘曲变形在公差范围以内。
 - 2.8 产品须做锡锡测试, 粘锡面积达到95%以上。
 - 2.9 盐雾测试: 24H MIN
 - 3.0 工作温度: -25℃~+80℃

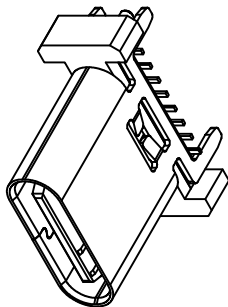
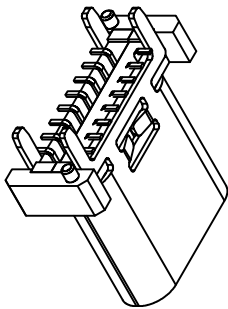


RECOMMENDED P.C.B LAYOUT (俯视图)
TOLERANCE UNSPECIFIED ±0.05mm

TABLE 1:

规格	1	2	3
1	10.50±0.15	10.00±0.15	9.3±0.15
2	10.50±0.15	10.00±0.15	9.3±0.15
3	10.50±0.15	10.00±0.15	9.3±0.15

Pin	SIGNAL NAME	Pin	SIGNAL NAME
A1	GND	B12	GND
A4	VBUS	B9	VBUS
A5	CC1	B8	SB12
A6	D+	B7	D-
A7	D-	B6	D+
A8	SB11	B5	CC2
A9	VBUS	B4	VBUS
A12	GND	B1	GND



TOLERANCE		NAME(INTENDED USE)	
X.X	±0.30	X.X	±10°
.XX	±0.20	.X	±8°
.XXX	±0.10	.XX	±5°
UNITS	mm	DESIGN:	ZXM
MATERIAL	---	CHED:	
FINISH	---	APPD:	
DRAWG NO FY23-6TC162F4H-A		TITLE: TYPE-C16P立贴母座A款	
SCALE 1:1		SHEET 1/2	
REV. A			