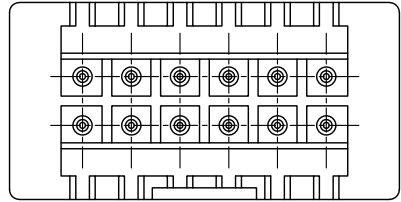
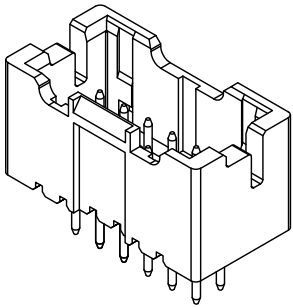
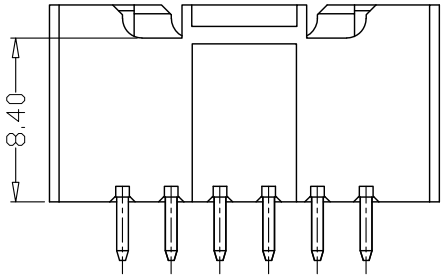
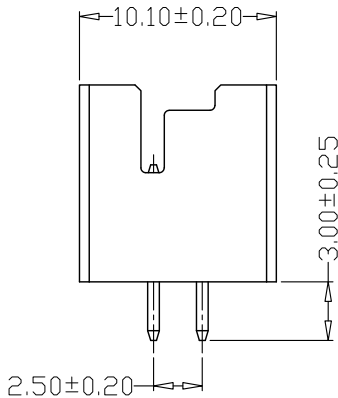
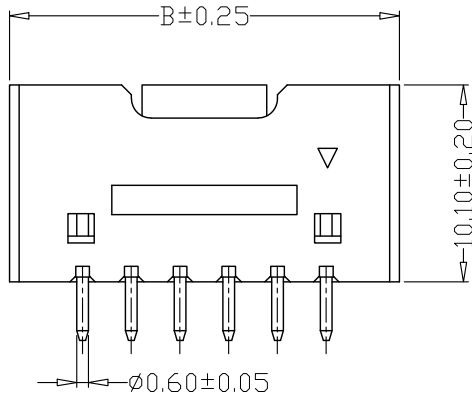


PCB LAYOUT



SPECIFICATIONS

- 1、Current Rating: 3A AC, DC
- 2、Voltage Rating: 250V AC, DC
- 3、Temperatuer Range: -25℃~+85℃
- 4、Contact Resistance: 20mΩ Max
- 5、Insulation Resistance: 1000MΩ Min
- 6、Withstanding Voltang: 1000V AC/minute
- 7、Material:Wafer PA46, UL94V-0  
PIN Brass Tin-plated

GENERAL TOLERANCE		制 图 Mapping	张迎春 2022、09、16		
X.±0.25	X.°±2°		审 核 Audit	钱岳生 2022、09、16	
.X±0.25	.X°±1°	核 准 Approved		张 名 2022、09、17	
.XX±0.15	.XX°±0.5°		单 位 Units	mm	比 例 SCALE
.XXX±0.10	.XXX°±0.5°				

版本 REV.	日期 DATE	ECN NO.	变更内容 DESCRIPTION	制图 DRAWN

PIN	尺寸 (mm)		
	A	B	C
-2*04A	7.50	15.00	11.50
-2*05A	10.00	17.50	14.00
-2*06A	12.50	20.00	16.50
-2*07A	15.00	22.50	19.00
-2*08A	17.50	25.00	21.50
-2*09A	20.00	27.50	24.00
-2*10A	22.50	30.00	26.50
-2*11A	25.00	32.50	29.00
-2*12A	27.50	35.00	31.50
-2*13A	30.00	37.50	34.00
-2*14A	32.50	40.00	36.50
-2*15A	35.00	42.50	39.00
-2*16A	37.50	45.00	41.50
-2*17A	40.00	47.50	44.00
-2*18A	42.50	50.00	46.50
-2*19A	45.00	52.50	49.00
-2*20A	47.50	55.00	51.50