




Schottky Diodes
Reverse Voltage-150v
Forward current-20 (2*10) A

Features

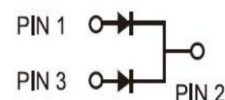
Schottky chip
Low forward voltage drop
Ideal for surface mounted applications
Low power loss, high efficiency
Plastic Case Material has UL Flammability



TO-220F

Mechanical Data

Package: TO-220F
Terminals: Tin Plated leads, solderable per
Mil-STD-750 Method 2026
Polarity: As marked
Molding compound meets UL 94 V-0 flammability rating,
ROHS-compliant



Maximum Ratings (Ta=25℃ Unless otherwise specified)

Type Number	SYMBOL	MBR20L150CT	Unit
Maximum Recurrent Peak Reverse Voltage	V_{RRM}	150	V
Maximum RMS Voltage	V_{RMS}	105	V
Maximum DC Blocking Voltage	V_{DC}	150	V
Maximum Average Forward Rectified Current	$I_{O(AV)}$	20.0	A
Peak Forward Surge Current 8.3ms Single half-sine-wave superimposed on rated load(JEDEC Method) on rated	IFSM	130.0	A
Forward Surge Current (Non-repetitive) @1ms, square wave, 1 cycle, Tj=25℃		260.0	A
Current squared time @1ms≤t≤8.3ms Tj=25℃, Rating of per diode	I^2t	49.8	A ² S
Maximum Forward Voltage at 10.0A DC	V_{FM}	0.85	V
Maximum Reverse Current TA = 25℃	IR	0.1	mA
at Rated DC Blocking Voltage TA = 80℃		20	mA
Typical Thermal Resistance Between junction and ambient	R_{QJa}	75	℃/W
Between Junction and Case	R_{QJC}	4.0	
Operating Junction Temperature Range	T_J	—55to+150	℃
Storage Temperature Range	T_{STG}	—55to+150	℃



FIG. 1 MAXIMUM AVERAGE FORWARD CURRENT DERATING

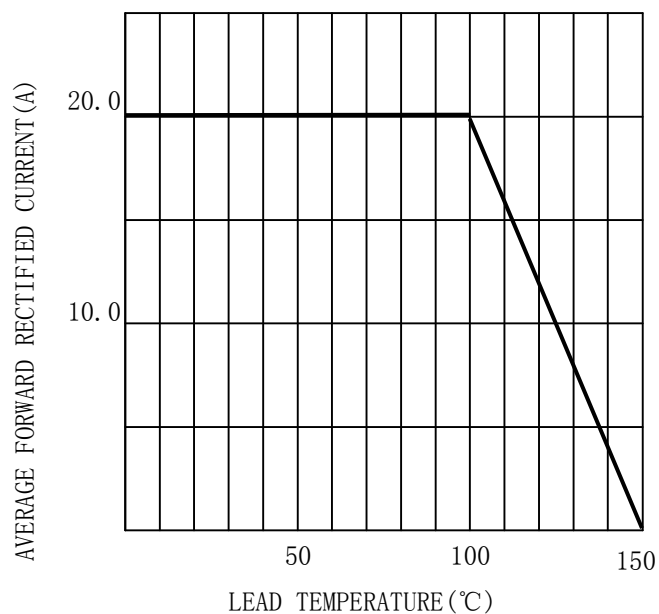


FIG. 2 TYPICAL FORWARD CHARACTERISTICS

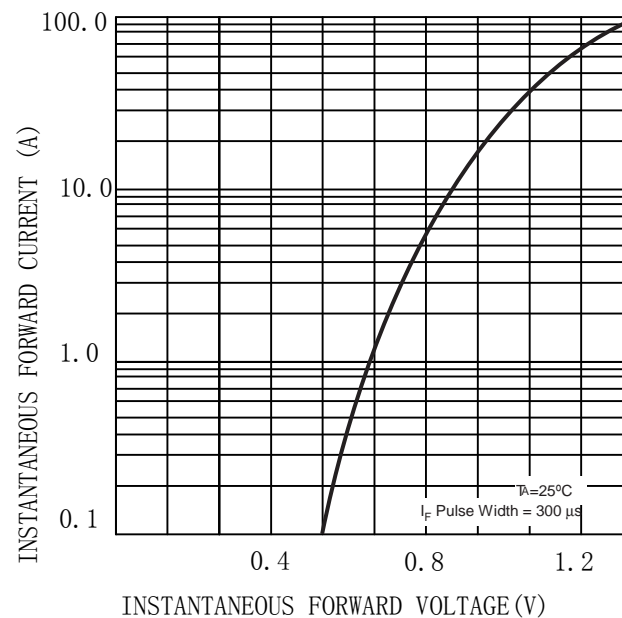


FIG. 3 MAXIMUM NON-REPEITIVE SURGE CURRENT

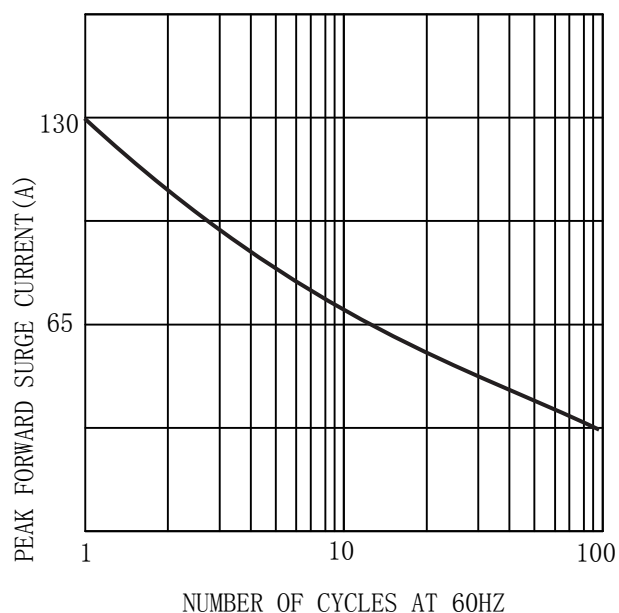
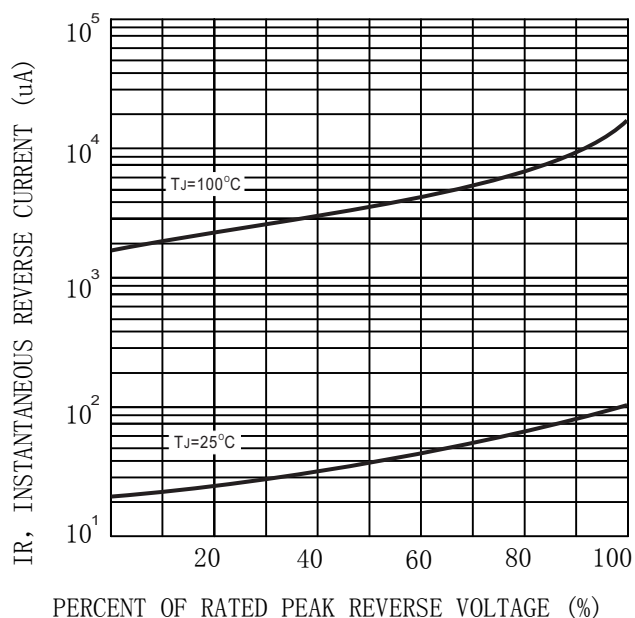


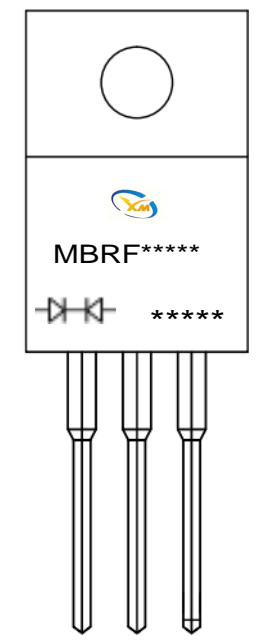
FIG. 4 TYPICAL REVERSE CHARACTERISTICS (per element)






MARKING INFORMATION

TO-220F/FCT



 = Polar line

 = Logo

***** = Date Code Marking

MBRF***** = Marking Code

Date Code Marking

<u>A</u>	<u>001</u>
Year/month code	Order serial number

Example: January 2023 order number is 001, period A001

January 2025 Order number is 001, period A001

Period code year distinction					
2023/2024	2025/2026	2027/2028	2029/2030	2031/2032	remark
no	first	second	tertius	fourth	Dot above corresponding character

eriod code month code mapping table												
month	1	2	3	4	5	6	7	8	9	10	11	12
Single year (Example 2023)	A	B	C	D	E	F	G	H	I	J	K	L
Biennial (example 2024)	M	N	O	P	Q	R	S	T	U	V	W	X



Package Outline Dimensions millimeters

TO-220F/FCT					
DIM	INCHES		MM		NOTE
	min	max	min	max	
A	—	0.41	—	10.30	
B	0.61	0.64	15.60	16.20	
C	0.18	0.19	4.50	4.90	
D	0.26	0.28	6.60	7.00	
E	0.50	0.53	12.80	13.40	
a	0.10	0.10	2.45	2.65	
b	—	0.16	—	4.10	
c	0.03	0.04	0.72	0.92	
d	0.02	0.02	0.40	0.60	
e	—	0.15	—	3.80	Ø
f	0.09	0.11	2.40	2.80	

Important Statements and disclaimers.

Do not copy or modify file information without permission.

Xumao Micro reserves the right to modify this document and its products.

Specifications are available without prior notice. Customer shall obtain and confirm the latest product information and specifications prior to final design, purchase or use.

Xumao Micro does not assume any implied warranties, including warranties of fitness for special purposes, non-infringement and merchantability.

The products shown here are not designed and licensed for demanding equipment at a level of reliability or for human life and any life-saving related applications or life-sustaining, such as medical devices, transportation equipment, aerospace machinery, and so on. Customers who use or sell these products for such applications do so at their own risk.

As Xumao Micro uses batch number as tracking benchmark, please provide batch number for tracking in case of exception.