间距PITCH: 1.0mm

版本 REV	说明 DESCRIPTION	设计 DESIGNED	日期 DATE
A0	NEW Release	Alan	2013-05-15

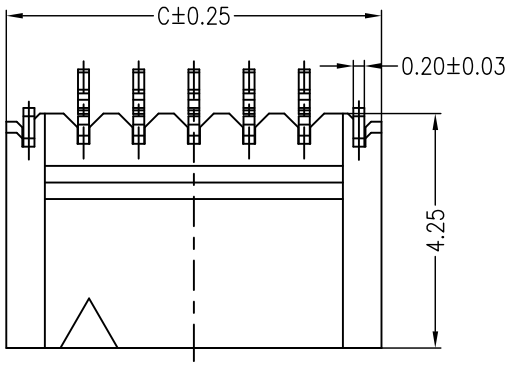

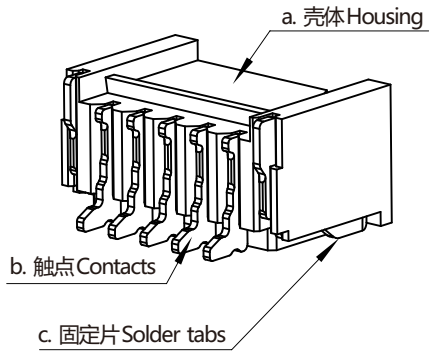

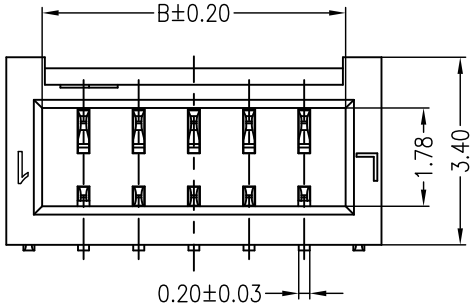

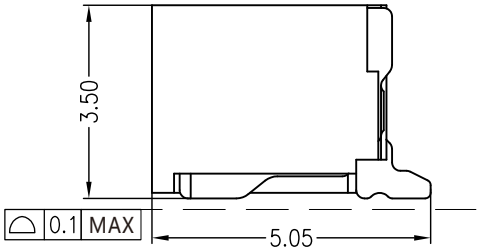

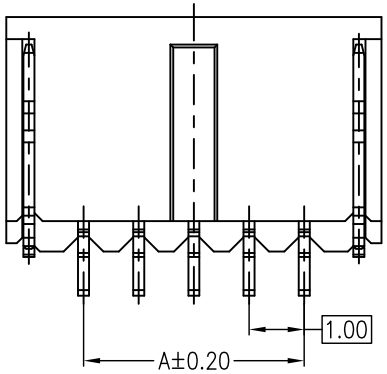

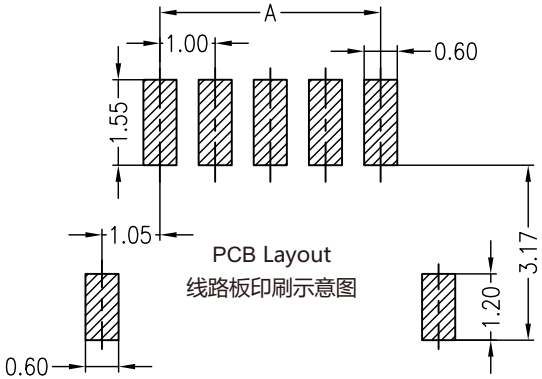

PCB Layout
线路板印刷示意图

1.线数(Poles):参照列表
2.接触电阻(Contact resistance):≤20mΩ
3.绝缘电阻(Insulation resistance):≥100MΩ
4.额定电压(Rated voltage):125V AC DC
5.额定电流(Rated current):1A AC DC
6.耐电压(Withstand Voltage):500V AC/ minute
7.温度范围(Temperature Range):-25°C~+85°C

注释 NOTES

① 产品编码PRODUCT CODE

A1007AWR- ** -C2MB1 - R

PART NO.:
NO.OF CIRCUITS: SEE CHART
MATERIAL: SEE NOTES
PACKAGING: R=REEL

② 材质 MATERIAL
a.壳体HOUSING: PA6T UL94V-0, 自然色 NATURAL
b.针PIN: 磷青铜 PHOSPHOR BRONZE , 镍底镀锡 TIN OVER NICKEL PLATE
c.固定片FINNTING NAIL: 磷青铜 PHOSPHOR BRONZE , 镍底镀锡 TIN OVER NICKEL PLATE

③ 配套部件 MATES WITH
1. 壳体HOUSING : A1004Y-**
2. 端子TERMINAL : A1003T

④可选型号 OPTIONAL MODELS
针座 WAFER: A1007AWV-**

CKTS	Dimensions(mm)		
	DIM.A	DIM.B	DIM.C
02	1.00	2.50	3.8
03	2.00	3.50	4.8
04	3.00	4.50	5.8
05	4.00	5.50	6.8
06	5.00	6.50	7.8
07	6.00	7.50	8.8
08	7.00	8.50	9.8
09	8.00	9.50	10.8
10	9.00	10.50	11.8
11	10.00	11.50	12.8
12	11.00	12.50	13.8
13	12.00	13.50	14.8
14	13.00	14.50	15.8
15	14.00	15.50	16.8

一般公差 UNLESS OTHERWISO SPECIFIED TOLERANCE				品名 SERIES NAME	1.0mm,Pitch,W/B 侧装,锁扣,SMT	绘制 DRAWN	Z.G.W	2013.5.15	JKUN www.JKUN.cc
长度(Length)		角度(Angle)				审核 CHECKED	J.Yoon	2013.5.15	
X.	±0.50	X.°	±5°	物料编码 PART NO.	SEE NOTES	批准 APPROVEED	K.Maya	2013.5.15	单位 UNITS Metric mm
X.X	±0.30	X.X°	±2°						
X.XX	±0.20	X.XX°	±1°	图纸编号 DWG NO.	SD-A1007-A	图幅 SIZE A4	页数 SHEET 4/1	比例 SCALE 7:1	
X.XXX/		X.XXX°/							

版本 REV	说明 DESCRIPTION	设计 DESIGNED	日期 DATE
A0	NEW Release	Alan	2013-05-15

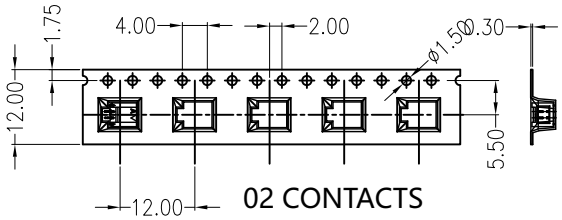

02 CONTACTS

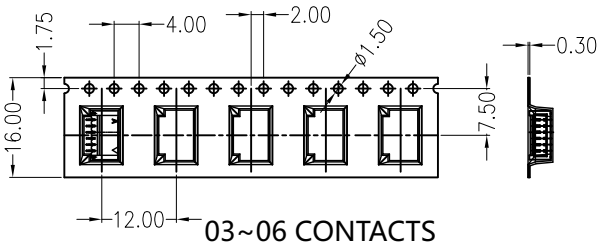

03~06 CONTACTS

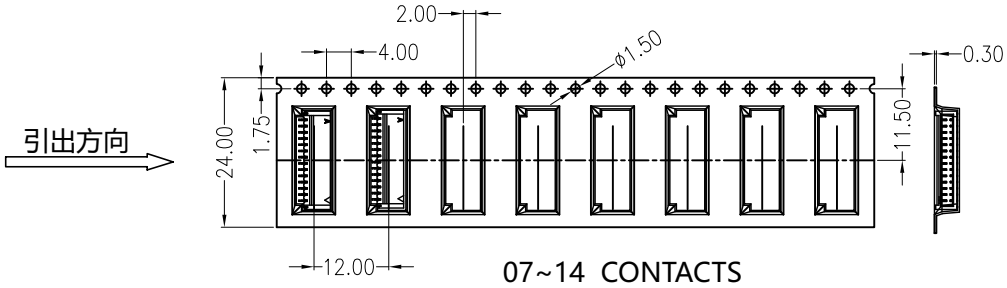

07~14 CONTACTS

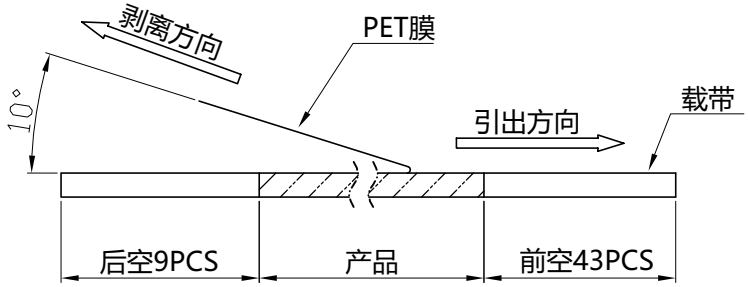

(PET膜剥离示意图)

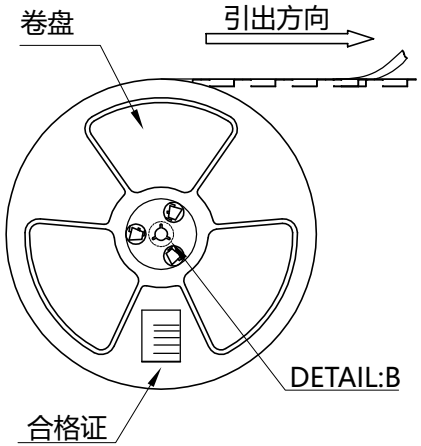

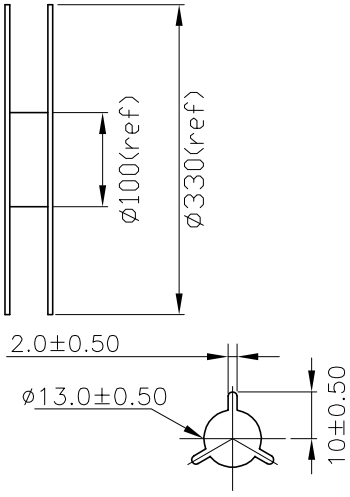

DETAIL:B

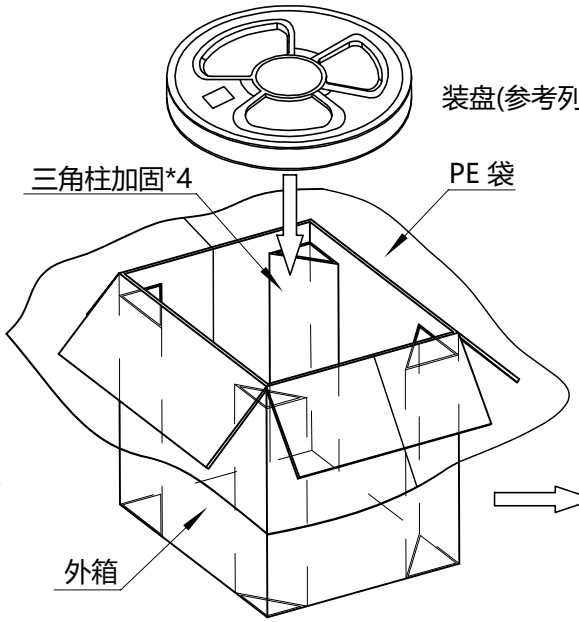

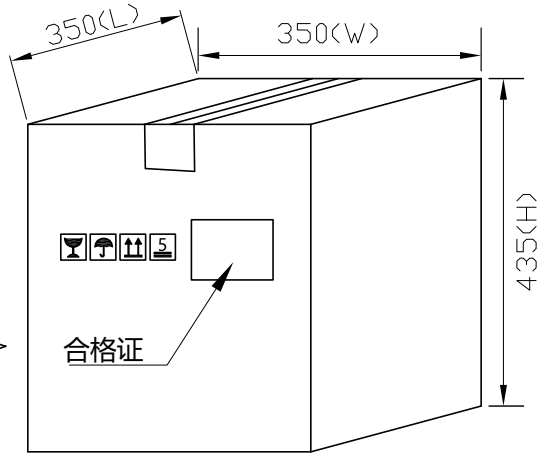

列表1

Circuits	DIM.D	DIM.E	Q'ty/Reel	Packing Reel/Caton
02PIN	5.50	12	2000pcs	25/Reel
03~06 PIN	7.50	16	1500pcs	20/Reel
07~14 PIN	11.50	24	1500pcs	15/Reel
15 PIN	14.20	32	1500pcs	11/Reel

包装说明:

1. 把成品包入卷盘中, 每盘装参考列表1, 卷盘贴合格证, 将卷装产品套上PE袋, 放入外箱中, 外箱贴好胶带, 贴上合格证;
2. 所有材料有害物控制需符合RoHS标准。

一般公差 UNLESS OTHERWISO SPECIFIED TOLERANCE 长度(Length)		角度(Angle)	
X.	±0.50	X.°	±5°
X.X	±0.30	X.X°	±2°
X.XX	±0.20	X.XX°	±1°
X.XXX	/	X.XXX°	/

品名 SERIES NAME	1.0mm,Pitch,W/B 侧装,SMT	绘制 DRAWN	Z.G.W	2013.5.15	JKUN www.JKUN.cc
		审核 CHECKED	J.Yoon	2013.5.15	
物料编码 PART NO.		批准 APPROVEED	K.Maya	2013.5.15	单位 UNITS Metric mm
图纸编号 DWG NO.	SD-A1007-A	图幅 SIZE A4	页数 SHEET 4/2	比例 SCALE	

间距PITCH: 1.0mm

版本 REV	说明 DESCRIPTION	设计 DESIGNED	日期 DATE
A0	NEW Release	Alan	2013-05-15

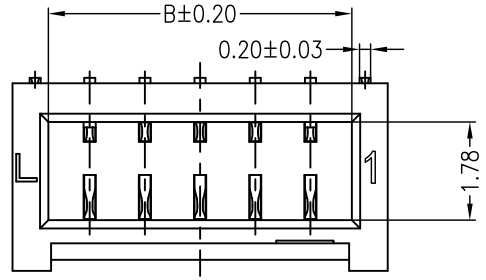

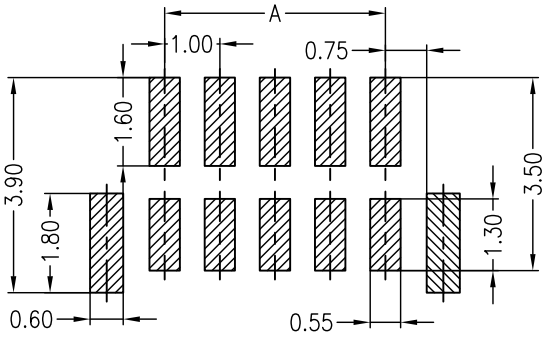

PCB Layout
线路板印刷示意图

1.线数(Poles):参照列表
2.接触电阻(Contact resistance):≤20mΩ
3.绝缘电阻(Insulation resistance):≥100MΩ
4.额定电压(Rated voltage):125V AC DC
5.额定电流(Rated current):1A AC DC
6.耐电压(Withstand Voltage):500V AC/ minute
7.温度范围(Temperature Range):-25°C~+85°C

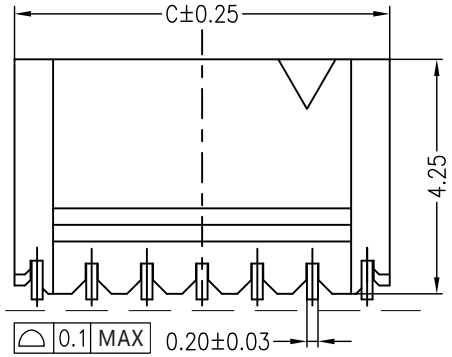

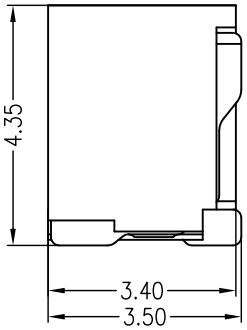

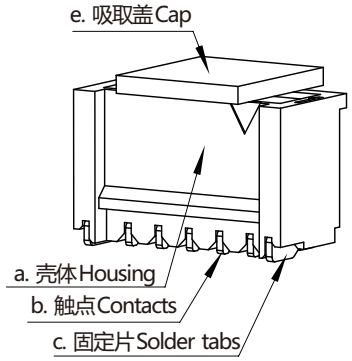

注释 NOTES
① 产品编码PRODUCT CODE

A1007AWV- ** -C2MB1 - R-X

PART NO.:
NO.OF CIRCUITS:
SEE CHART
MATERIAL:
SEE NOTES
PACKAGING:
R=REEL
X=CAP

CKTS	Dimensions(mm)		
	DIM.A	DIM.B	DIM.C
02	1.00	2.50	3.8
03	2.00	3.50	4.8
04	3.00	4.50	5.8
05	4.00	5.50	6.8
06	5.00	6.50	7.8
07	6.00	7.50	8.8
08	7.00	8.50	9.8
09	8.00	9.50	10.8
10	9.00	10.50	11.8
11	10.00	11.50	12.8
12	11.00	12.50	13.8
13	12.00	13.50	14.8
14	13.00	14.50	15.8
15	14.00	15.50	16.8

② 材质 MATERIAL
a.壳体HOUSING: PA6T UL94V-0,
自然色 NATURAL
b.针PIN: 磷青铜 PHOSPHOR BRONZE ,
镍底镀锡 TIN OVER NICKEL PLATE
c.固定片FINNTING NAIL:
磷青铜 PHOSPHOR BRONZE ,
镍底镀锡 TIN OVER NICKEL PLATE
e. 盖子CAP: PA6T UL94V-0,
自然色 NATURAL

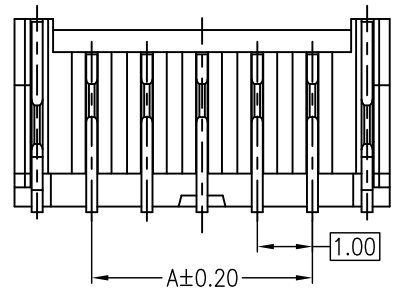

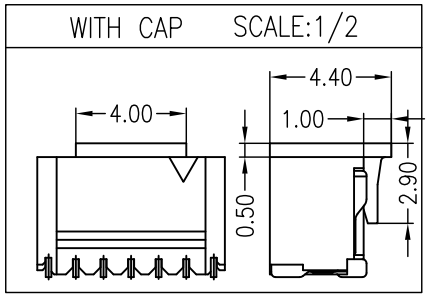

③ 配套部件 MATES WITH
1. 壳体HOUSING : A1004Y-**
2. 端子TERMINAL : A1003T

④可选型号 OPTIONAL MODELS
针座 WAFER: A1007AWR-**

一般公差 UNLESS OTHERWISO SPECIFIED TOLERANCE 长度(Length) 角度(Angle)	品名 SERIES NAME	1.0mm,Pitch,W/B 顶装,锁扣,SMT	绘制 DRAWN	Z.G.W 2013.5.15	JKUN www.JKUN.cc
X. ±0.50 X.° ±5° X.X ±0.30 X.X° ±2° X.XX ±0.20 X.XX° ±1° X.XXX/ X.XXX°/			审核 CHECKED	J.Yoon 2013.5.15	
	物料编码 PART NO.	SEE NOTES	批准 APPROVEED	K.Maya 2013.5.15	单位 UNITS Metric mm
	图纸编号 DWG NO.	SD-A1007-A	图幅 SIZE A4	页数 SHEET 4/3	比例 SCALE 7:1

版本 REV	说明 DESCRIPTION	设计 DESIGNED	日期 DATE
A0	NEW Release	Alan	2013-05-15

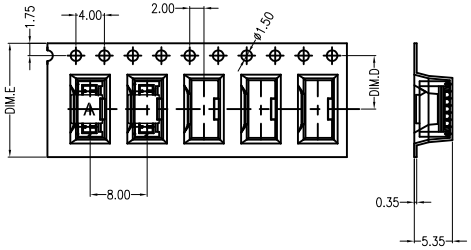

02~14 CONTACTS

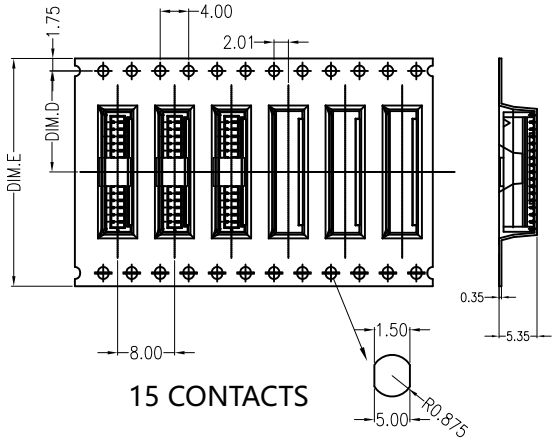

15 CONTACTS

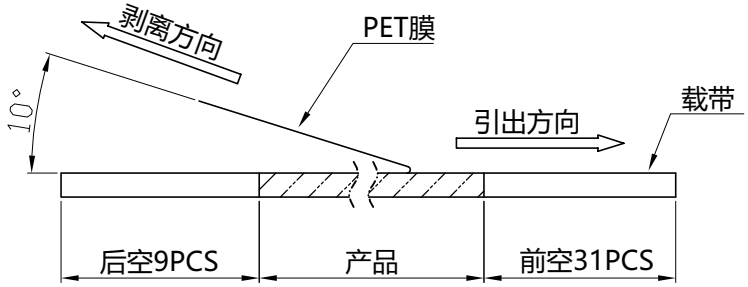

(PET膜剥离示意图)

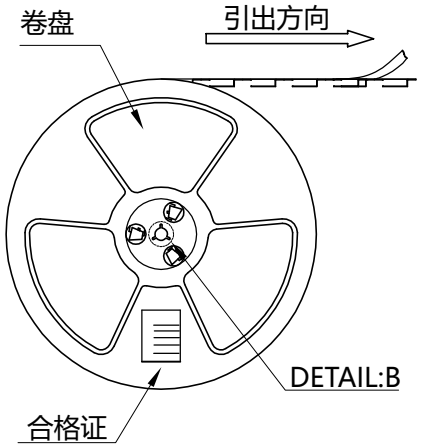

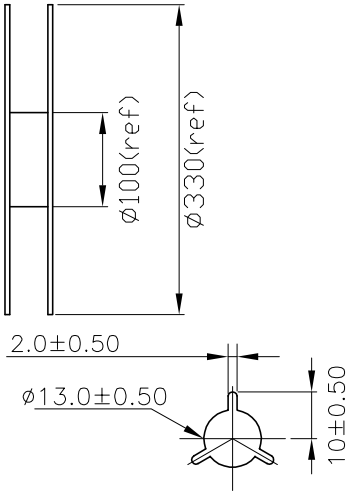

DETAIL:B

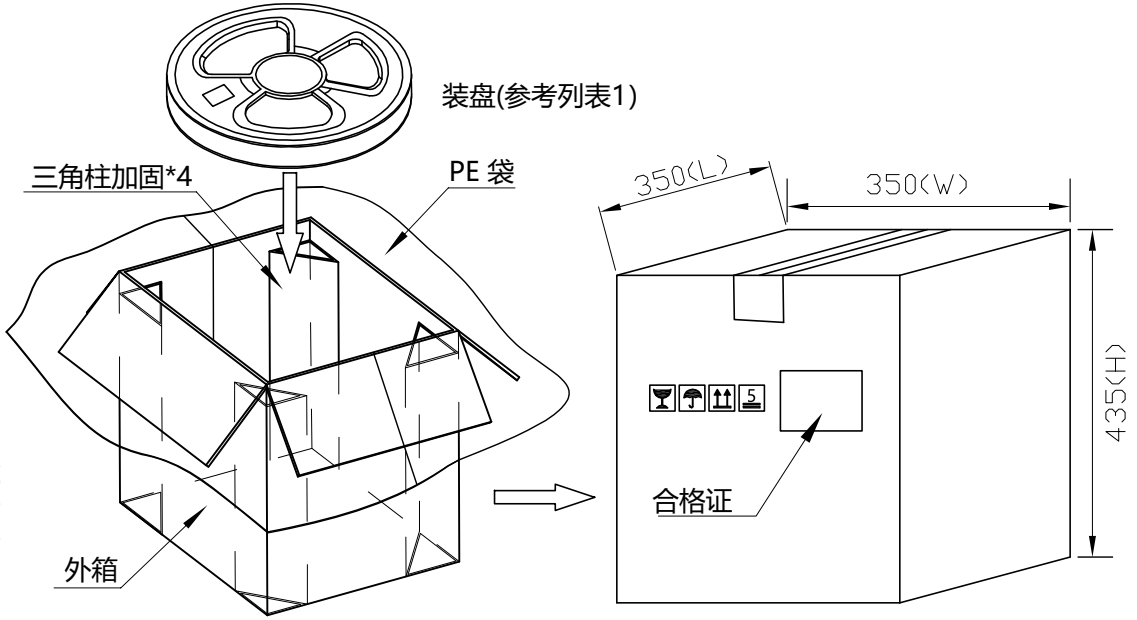

列表1

Circuits	DIM.D	DIM.E	Q'ty/Reel	Packing Reel/Caton
02PIN	5.50	12	2000pcs	25/Reel
03~06 PIN	7.50	16	1500pcs	20/Reel
07~14 PIN	11.50	24	1500pcs	15/Reel
15 PIN	14.20	32	1500pcs	11/Reel

包装说明:

1. 把成品包入卷盘中, 每盘装参考列表1, 卷盘贴合格证, 将卷装产品套上PE袋, 放入外箱中, 外箱贴好胶带, 贴上合格证;
2. 所有材料有害物控制需符合RoHS标准。

一般公差 UNLESS OTHERWISO SPECIFIED TOLERANCE 长度(Length)		角度(Angle)	
X.	±0.50	X.°	±5°
X.X	±0.30	X.X°	±2°
X.XX	±0.20	X.XX°	±1°
X.XXX	/	X.XXX°	/

品名 SERIES NAME	1.0mm,Pitch,W/B 顶装,SMT	绘制 DRAWN	Z.G.W	2013.5.15	JKUN www.JKUN.cc
		审核 CHECKED	J.Yoon	2013.5.15	
物料编码 PART NO.		批准 APPROVEED	K.Maya	2013.5.15	单位 UNITS Metric mm
图纸编号 DWG NO.	SD-A1007-B	图幅 SIZE A4	页数 SHEET 4/2	比例 SCALE	