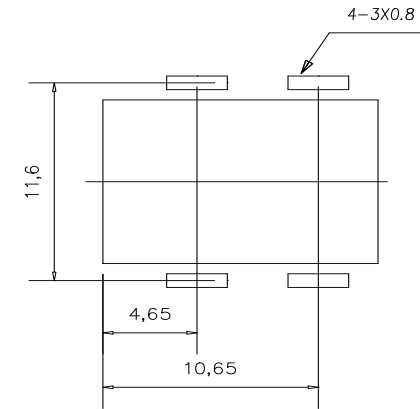
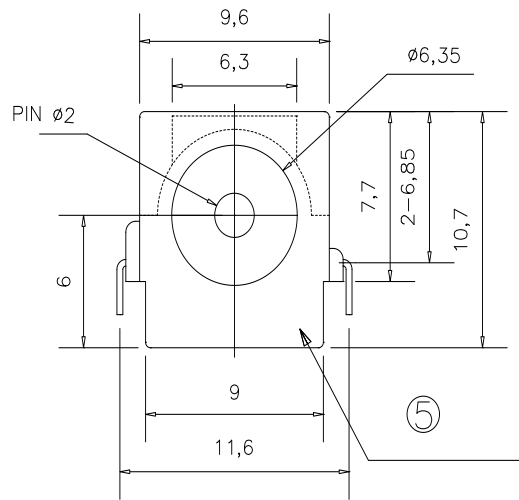
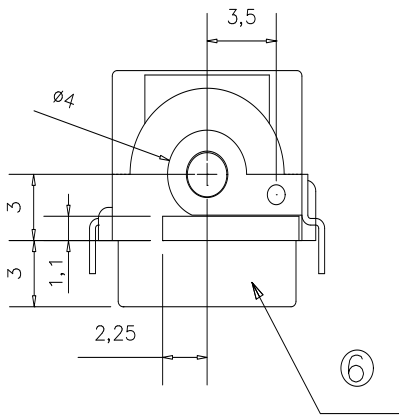
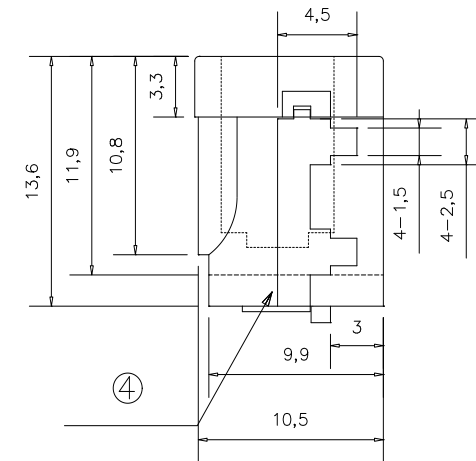
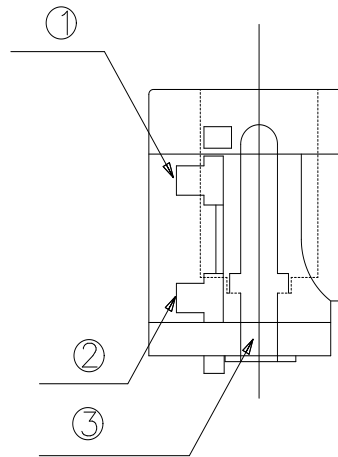
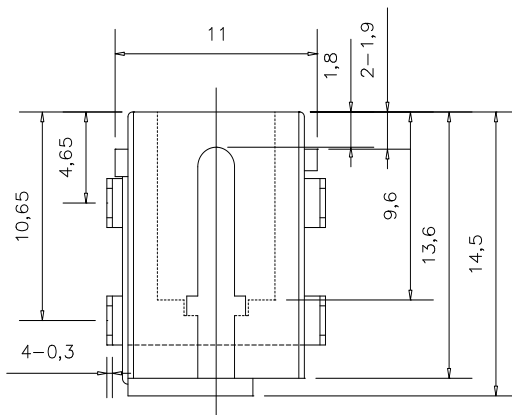


A B C D E

REVISIONS				
REV.	ECN NO.	DESCRIPTION	DATE	DESIGN
A0		NEW	2021.06.18	吴文武



线路板安装尺寸示意图



6	盖板	1PCS PA-9T (黑色)	
5	底座	1PCS PA-9T (黑色)	
4	平片	1PCS 黄铜 0.3	电镀: 银
3	插针	1PCS 铜丝	电镀: 银
2	弯钩	1PCS 黄铜 0.3	电镀: 银
1	弹片	1PCS 磷铜 0.3	电镀: 银

This document is the property of LXFDDZ development corporation.		浙江创都电子科技有限公司		
Unless otherwise specified, Tolerance: X. ±0.30 X.x ±0.20 X.xx ±0.15 X.xxx ±0.10 Angles ±3°	DESIGN	DATE 2021.06.18	TITLE: DC POWER JACK DIP TYPE CUSTOMER DRAWING	
	CHECKED	DATE		
	APPROVED	DATE		
	PART NO.	REV.: A0	SCALE: 1:1	UNIT: mm
DRAWING NO. DC-050-CB-2 0		SIZE: A4	SHEET: 1/1	

A B C D E