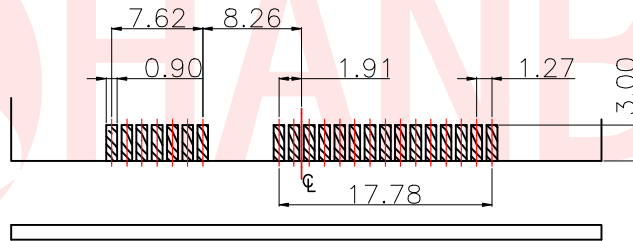
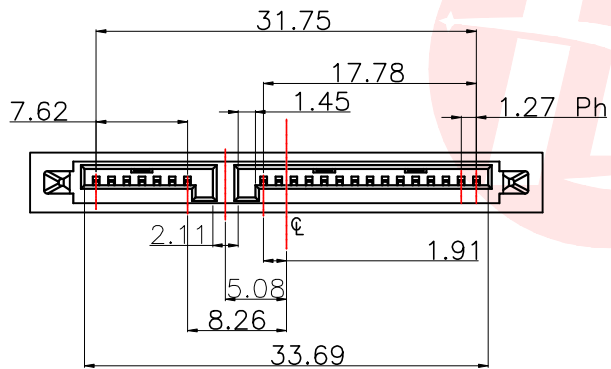
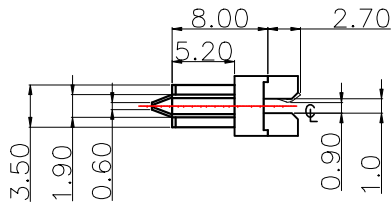
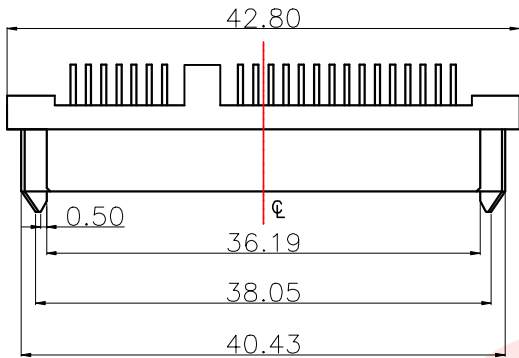
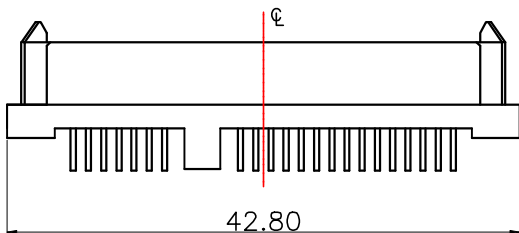




REV.	ECN NO OR DESCRIPTION	REVISED	DATE



RECOMMEND PCB LAYOUT (T=1.0/1.2)  
PCB TOLERANCE:±0.05



#### NOTE:

- MATERIAL:**  
HOUSING: LCP WITH 30% GF, UL 94V-0, BLACK COLOR.  
CONTACTS: PHOSPHOR BRONZE.
- FINISH:**  
CONTACTS: GOLD FALSH PLATED ON CONTACT AREA, [100μ"] MIN..  
BRIGHT-TIN ON SOLDER TAIL, WITH ENTIRE CONTACT  
UNDERPLATED [50μ"] MIN.. NICKEL.
- SPECIFICATION:**
  - RATING:1.5A;
  - CONTACT RESISTANCE:≤30mΩ;
  - INSULATION RESISTANCE:≥1000MΩ;
  - WITHSTAND VOLTAGE:AC500V FOR ONE MINUTE,  
CURRENT LEAKAGE:0.5MA MAX;
  - INSERTION AND EXTRACTION FORCE:0.4~4KGF;
  - LIFE TEST:500 CYCLES.

UNLESS OTHERWISE  
SPECIFIED TOLERANCES

DECIMALS: ANGLES:  
X :±0.25 X.X :±2°  
X.X :±0.20 X.X :±1°  
X.XX :±0.15



东莞市汉博电子科技有限公司  
DONGGUAN HANBO TECHNOLOGY CO., LTD

TITLE	SATA 7+15P H8.0 夹板1.0mm 母座			
DWN	xiong	PART NO.	SATA-013-F22S1BY-A	
CHKD	lee	SCALE:1:1	UNIT: mm	
APVD	wang	SIZE: A4	SHEET:10F 1	REV: A4

CUSTOMER COPY