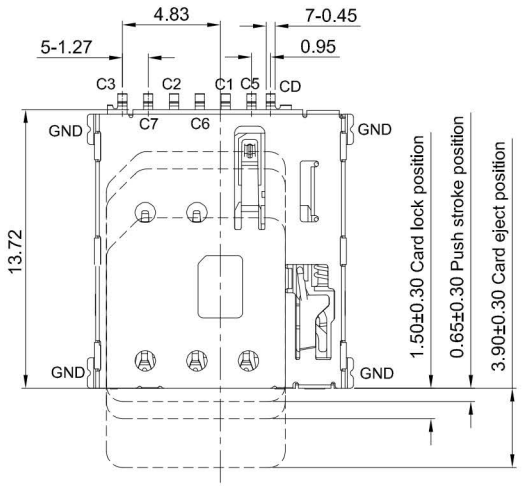

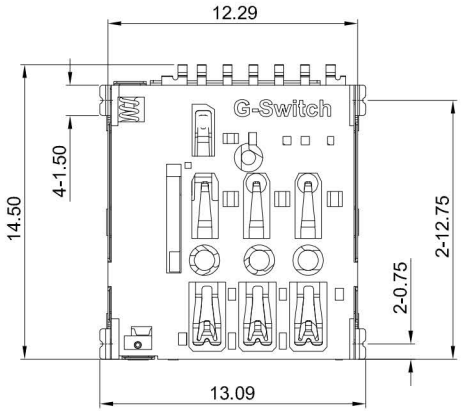

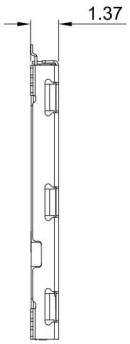

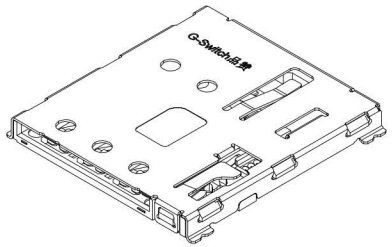

GT - SM 006 B - H137-02

G-SWITCH

Card holder series
SM=SIM

Detail
B=Non Pilot

Product high(mm)
H137=1.37

Operating mode
02=Push-Push

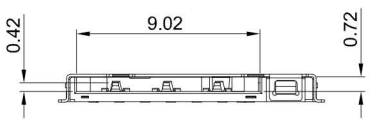

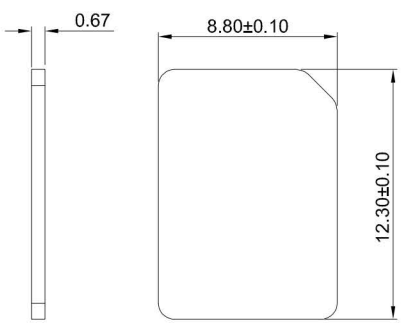

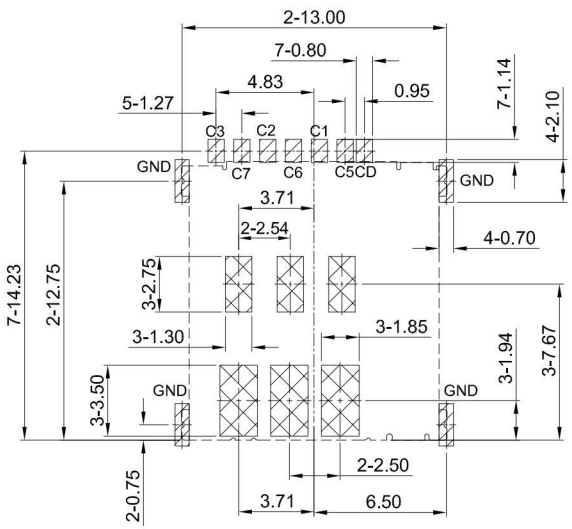

RECOMMENDED PCB LAYOUT
TOLERANCE:±0.05

SMT SOLDER AREA
COPPER RESTRICTED AREA

PIN/NO	ASSIGNMENT
C1	VCC
C2	RST
C3	CLK
C5	GND
C6	VPP
C7	I/O
CD	DETECT SWITCH

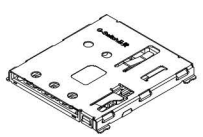

G-Switch Specification:

1.Operation Voltage: 30V AC
2.Current rating: 0.5A Max
3.Contact resistance: 100mΩ MAX
4.Dielectric withstanding voltage: 500V AC/1minute
5.Insulation resistance: 1000MΩ min 500V DC
6.Opteration temperature: -40°C to 85°C
7.Storage temperature: -20°C to 70°C
8.Durability: 5,000 cycles

NO.	PART NAME	MATERIAL	REMARK
1	SHELL	SUS304	Ni PLATED
2	TERMINALS	C5210	G/F PLATING ON CONTACT AREA G/F PLATING ON SOLDER TAILS
3	HOUSING	HIGH TEMPERATURE PLASTIC	LCP BLACK UL 94 V-0

Pb Process Capable

RoHS Compliant
EU RoHS Standards

SCALE: 1:1	UNIT: mm	Title: Horizontal Nano SIM Card SMT H1.37mm			
SIZE: A4		Molde Code: GT-SM006B-H137-02			
Unless otherwise General tolerance: X ±0.40, X.x ±0.30, X.xx ±0.20, X° ±5°, X.x° ±3°		DRAWN	CHECKED	APPROVED	DATE
		Jiang	Xia	Chen	2024.03.10
		REV: A0		SHEET: 1/1	

品赞科技 G-Switch ®
www.dg-switch.com