

- Flyback transformer for PoE applications.
- Meets IEEE 802.3at (PoE) Standards.
- Operates in condition mode with 37-57V input.
- Very low power loss of core used with operation frequency up to 300KHz.
- Resistance to soldering heat Max three 40 second reflows at +250°C, parts cooled to room temperature between cycles .
- Moisture Sensitivity Level (MSL) 1 .
- Terminations RoHS tin-silver-copper over tin over nickel over phos bronze. Other terminations available at additional cost.
- Operating Temperature -40°C to +85°C. (Including coil temperature rise due to self-generated heat).
- Storage Temperature -40°C to +125°C.
- Weight 6.3 g.

SIZE: EP13 5+5

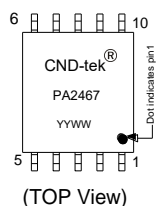
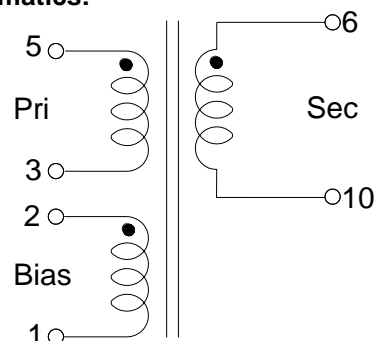


(LinkPower ) Partnumber	Inductance ±10% (μH)	Leakage Inductance max(μH)	DCR Max(Ohms)			Turns ratio Pri:Sec:Bias	Isolation (Vrms) Pri-Sec	Power (W)	Input	Output	* Marking
			Pri	Sec	Bias						
PA2467 T	37	0.75	0.089	0.0046	0.096	1:0.5:0.55	1500	25.2	37-57V	12V/2.1A	

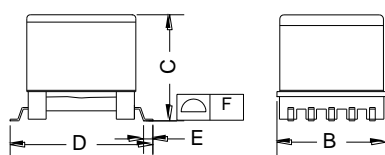
\* Packing :this mark is used generally unless specified customer.

1. All data is referenced to 25°C ambient.
2. Inductance is for primary measured at 100 kHz/0A bias current/1 Vrms.
3. Leakage Inductance is for the primary, measured at 100KHz/0A bias current /1Vrms while all other windings shorted together.
4. Packaging conforms to EIA-481-D standard.  
MPQ(Qty/Reel):200pcs.  
Qty/Carton: 600pcs.  
Carton size for ref:355\*350\*130mm.  
(packing Qty.of one carton may vary depending on the order volume).
5. Appearance dimensions(mm):

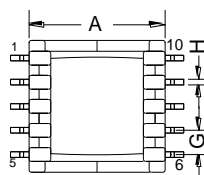
## Schematics:



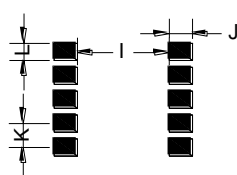
(TOP View)



(Side View)



(Bottom View)



Recommended Land Pattern

A	13.0±0.5
B	13.50max
C	12.70max
D	17.75max
E	1.05±0.1
F	0.12max
G	2.50±0.2
H	0.70±0.1
J	2.50±0.2
L	1.30±0.2
K	2.50±0.2
I	14.0±0.2