

MESSRS.

SPECIFICATION FOR APPROVAL

承 認 书

Product	DYNAMIC SPEAKER
Part No.	HDK-2508AA-2W4 (RoHS)
Customer Approval	

Approved By	Checked By	Made By
王台平 MAY-15-2017	曹丽萍 MAY-15-2017	LILY MAY-15-2017

常 州 华 龙 电 子 有 限 公 司

DRAGONSTATE ELECTRONIC CORPORATION

中国江苏省常州市新区电子园新四路 36 号

Tel: +86-519-85110078. 86-519-85106698, Fax: +86-519-85101081

1. Specification

HDK-2508AA-2W4 (RoHS)

ITEM		SPECIFICATIONS	
01	Type	Dynamic speaker	
02	Dimension	External diameter 25 mm	
03	Rated Input Power	1.0W (Long Time)	
04	Max. Input Power	1.5W for 1 minute	
05	Impedance	8 ohm \pm 15% at 1500Hz.	
06	Resonance Frequency (Fo)	800Hz \pm 20% at Fo, 1V	
07	Sensitivity (S.P.L.)	91dB(0.1W/0.1m) \pm 3 dB	atAVE 1.0K, 1.2K, 1.5K, 2.0KHz.
		98dB (1.0W / 0.1m) \pm 3 dB	
08	Frequency Range	Fo - 20KHz	
09	Total Harmonics Distortion	Max 8 % at 1 KHz, 1.0W.	
10	Voice Coil	Diameter 10.5 mm	
11	Magnet	Rare earth permanent (Nd-Fe-B) magnet Φ 9.8 x 1.5 mm	
12	Weight	4.0g \pm 0.2g	
13	Appearance	Should not exist any obstacle to be harmful to normal operation; damages, cracks, rusts and distortions, etc.	
14	Operation Test	Must be normal at program source - 1.0W	
15	Buzz, Rattle, etc.	Should not be audible at 2.83V sine Wave between Fo to 20KHz	
16	Polarity	When positive voltage is applied to the terminal marked (+), diaphragm should move to the front.	
17	Terminal Strength	Capable of withstand 1kg load for 30 seconds without resulting in any damage or rejection.	
18	Temperature	Operating temperature: -20°C to +60°C	
		Storage temperature: -30°C to +70°C	

2. Test Condition

2.1 STANDARD

Temperature : 15 ~ 35°C

Relative humidity : 25% ~ 85%,

Atmospheric pressure : 860mbar to 1060mbar.

2.2 BASIC

Temperature : 20±3°C

Relative humidity : 60% ~ 70%,

Atmospheric pressure : 860mbar to 1060mbar

Standard Test Fixture

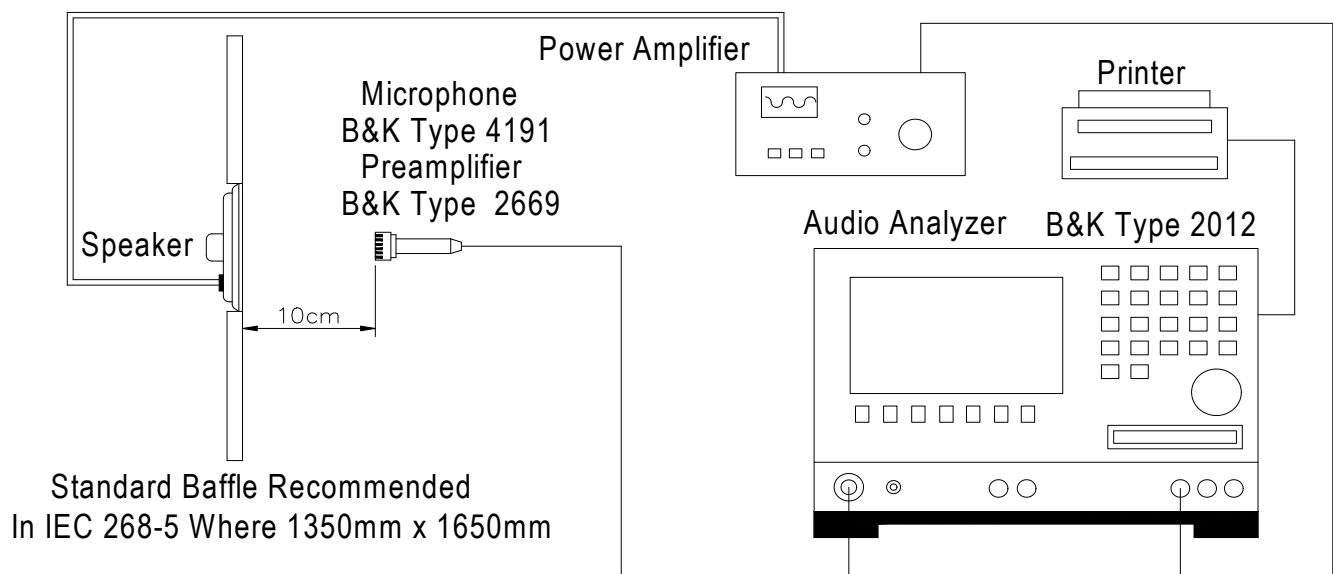
1. Input Power : 1.0W (2.83V)

2. Zero Level : -dB

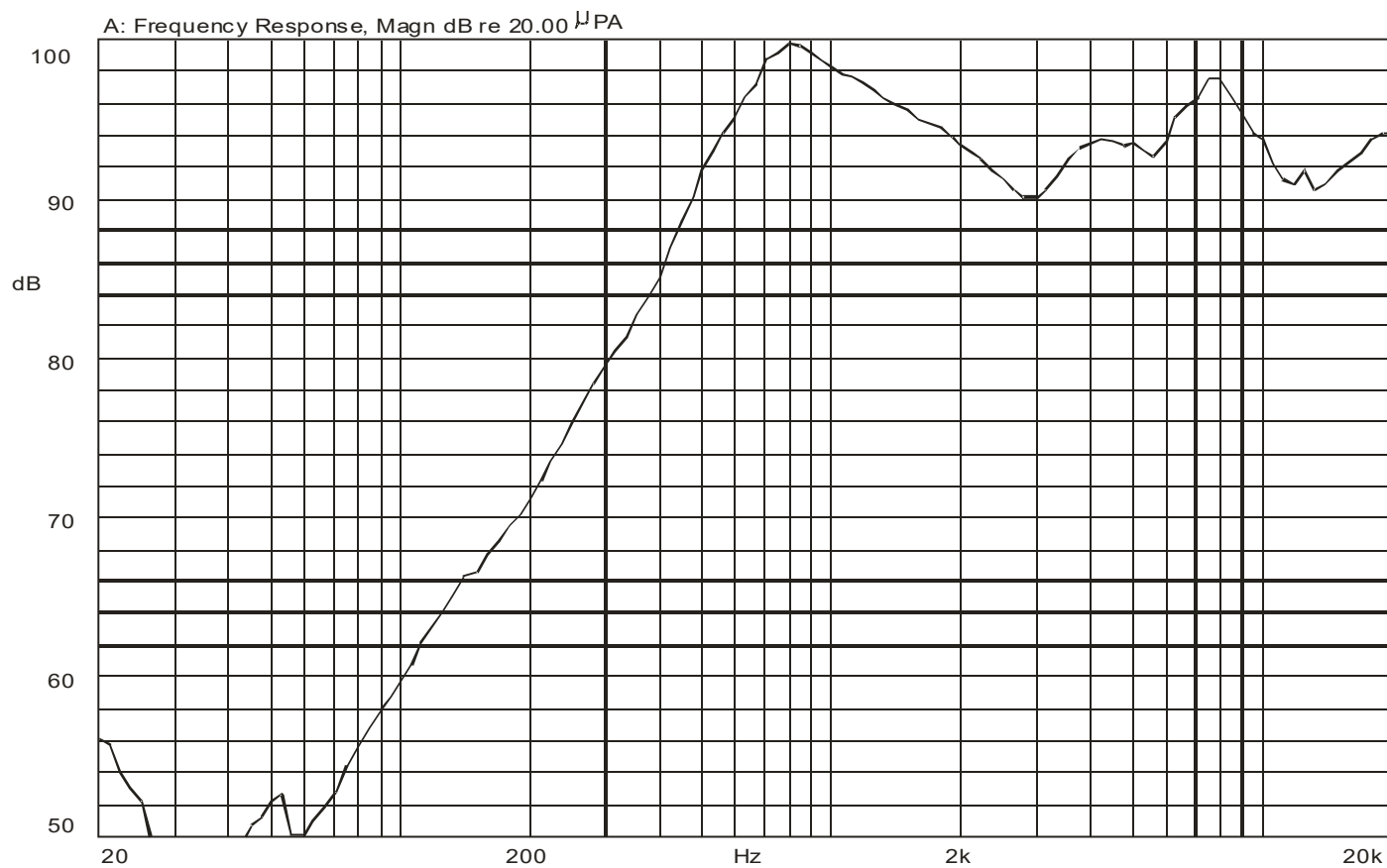
3. Mode : SPEAKER

4. potentiometer Range : 50dB

5. Sweep Time : 0.5sec



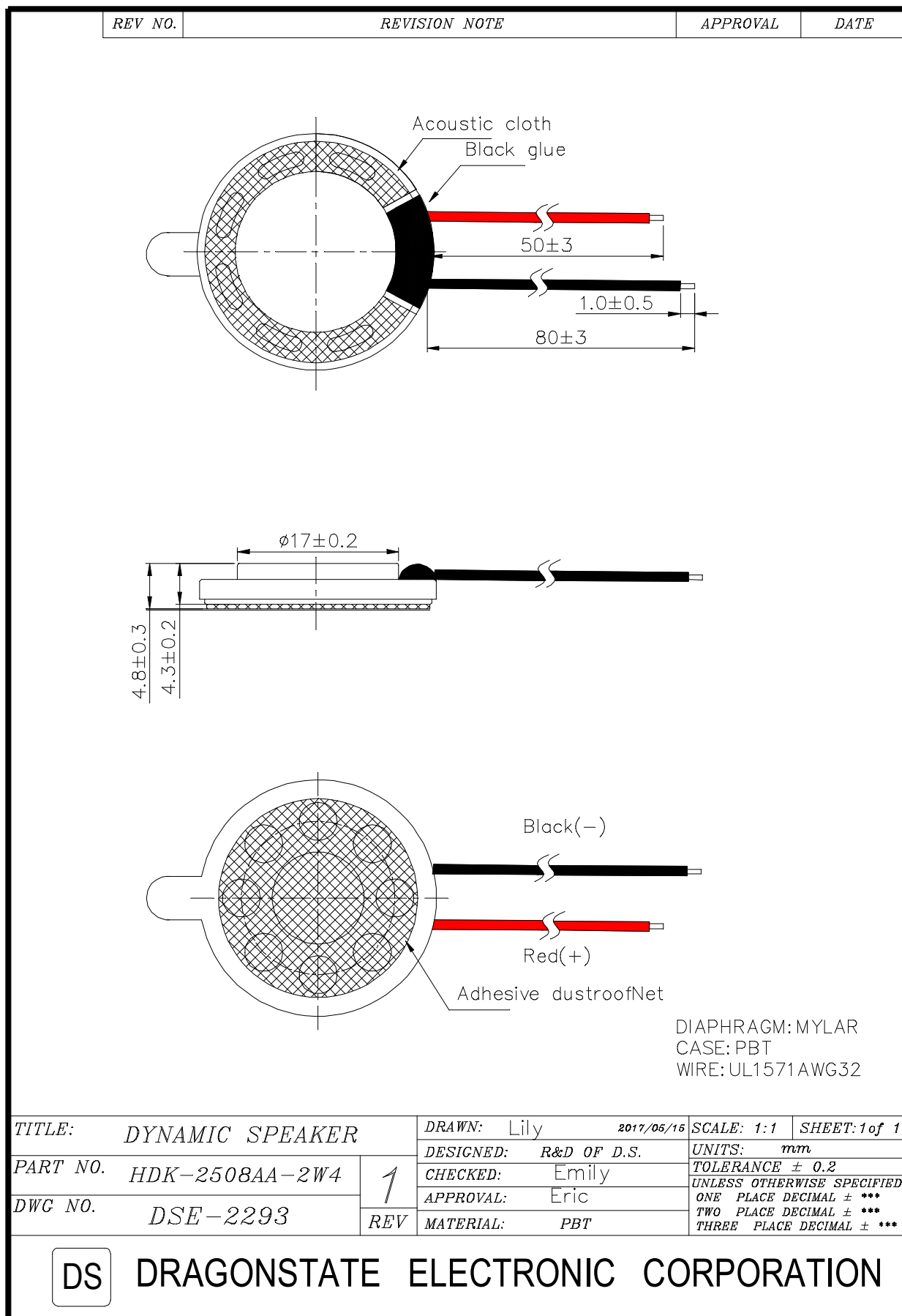
2.3 Frequency Response Curve



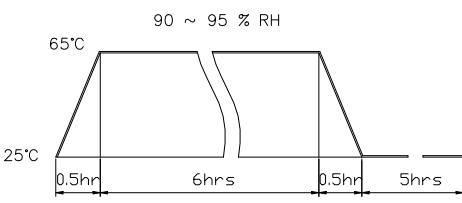
Mode: SPEAKER



3. Dimension



4. Reliability tests

Items.		Specifications
01	High temp. Test	Keep 96 hours at $+70^{\circ}\text{C} \pm 3^{\circ}\text{C}$ and leave 3 hours in normal temperature and then check
02	Low temp. Test	Keep 96 hours at $-30^{\circ}\text{C} \pm 3^{\circ}\text{C}$ and leave 3 hours in normal temperature and then check
03	Humidity test	Keep 96 hours at $+60^{\circ}\text{C} \pm 3^{\circ}\text{C}$ relative humidity 95% and leave 3 hours in normal temperature and then checked.
04	Temp./Humidity cycle	<p>The part shall be subjected 5 cycles. One cycle shall be 12 hours and consist of;</p> 
05	Thermal cycle test.	Low temperature: $-30^{\circ}\text{C} \pm 3^{\circ}\text{C}$, temperature: $+70^{\circ}\text{C} \pm 3^{\circ}\text{C}$, cycle: 1 hour/cycle each, and then keep 5 cycles in a room.
06	Vibration	10~200~10Hz sin-wave sweep 15min. 5G(constant) X, Y, Z 3 direction. 2 hours each, total 6 hours.
07	Fix drop test	Fix on jig. Then drop from 152cm height to the concrete floor X, y, z 6 direction. 5 times each, total 30 times.
08	Free drop test	Free drop from 100cm height to the concrete floor X, y, z 6 direction. 1 times each, total 6 times.
09	Rated Power test	Rated Power white noise is applied for 96 hours
10	Protection against liquids	Protected against 2 hours of immersion under 3M pressure Product without leakage
11	Max Power test	Max power 1 min on - 2 min off 10 cycles.
12	Terminal strength test	Capable of withstand 1kg load for 30 seconds without resulting in any damage or rejection.
Criterion: After these test , the change of S.P.L shall be within $\pm 3 \text{ dB}$.		

SOLDERING CONDITION

Recommend using constant branding iron in $15 \sim 30\text{W}$, and in temperature range 350°C .
Soldering time not over 3 seconds.

5. Packing