项 目 Mapx	设 变 内 容 Modification	日 期 Date	修改人 Draw	核 准 Approve

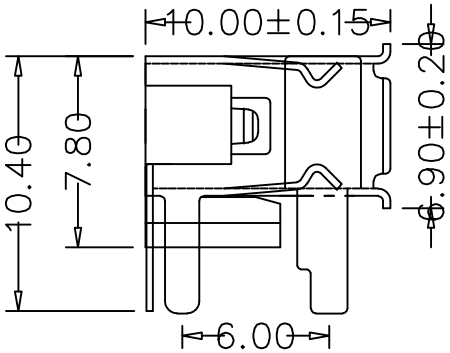

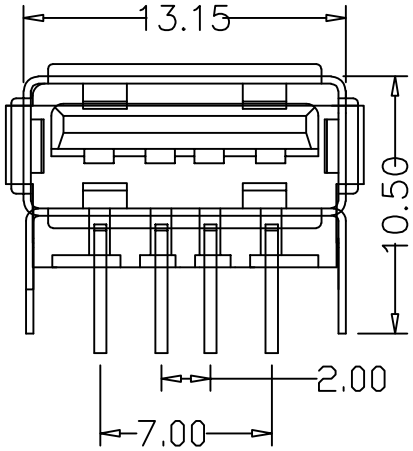

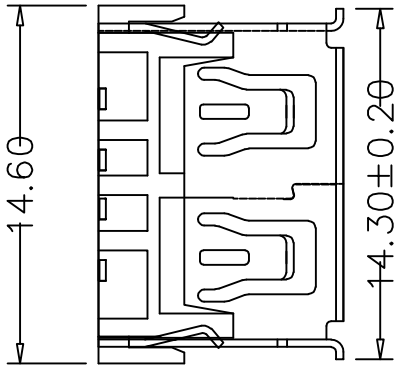

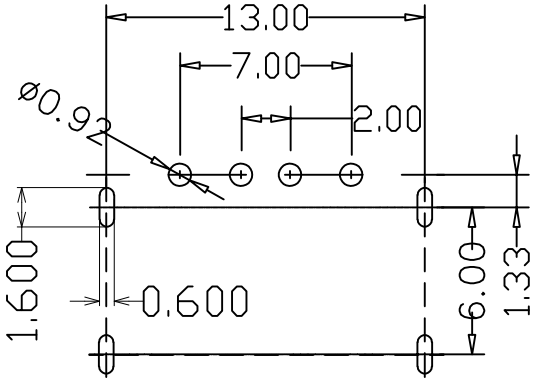

RECOMMENDED P.C.B LAYOUT

规格说明:Specifications:

电气特性:Electrical:

1.额定电流: Current Rating
1.5A/contact terminal

2.额定电压: Voltage Rating
30V DC

3.接触阻抗:Contact Resistance
30 milliohms MAX

4.耐电压:Dielectnic Withstanding Voitage:
500 V AC AT Sea Levol

5.绝缘阻抗:Lnsulation Resistance:
1000MEGA ohms MIN

物理性能:Mechanical:

1.插拔力: Cnnector Mate and Unmate Force
Mate force:3.57kgf(MAX)
Unmate force:1.02kgf(MIN)

2.端子保持力: Terminal Retenion
1.0kgf(MIN)

原材料:Matorial:

1.塑胶:Housing:
Hing Temperature Tnermaplastics,

2.端子:Contact:Copper Alloy C2680

3.外壳:Shell: Copper Alloy C2680/SPCC

电镀:Finish:

1.端子:Contact: Piated Gold in Mating Area;
Tin On Solder Talls

端子四周镀50U"(MIN)锡,镀金区域镀100-200U"镀金1U"

2.外壳:Shell:
铜壳四周镀80U"(MIN)锡

Nickel Plating

成品图 MANUFACTURE DWG		广东富盈兴业精密科技实业有限公司									
公差一览表 TOLERANCE UNLESS OTHERWISE											
.X ± 0.15	X. ± 5°	日期 DATE	2016.10.20	单位 UNIT	MM	制图 DRAWING		DWG NO.	FY23-35AF41J1078-012		
.XX ± 0.05	.X ± 2°	审核 CHECXED		比例 SCALE	1 : 1	设计 DESIGN	LIUFU	品名 NAME	短体4脚卷边7.8(90度)母座		
.XXX ± 0.02	.XX ± 1°	核准 APPROVE		角法 VIEW				版本 VER	A0	页数 SHEET	006