RoHS2.0+REACH

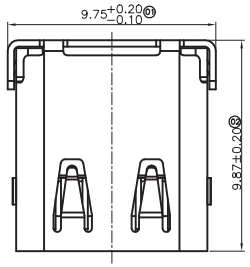

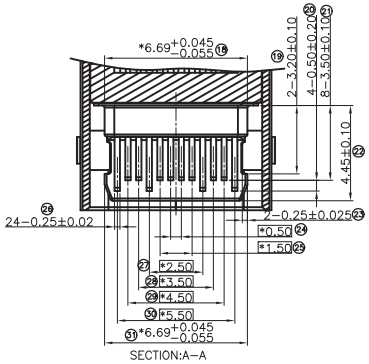

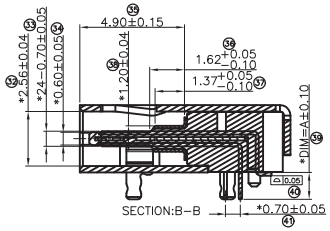

NOTES:
SPECIFICATION:
1. CURRENT RATING: 5A MAX
2. VOLTAGE: 100 VAC
3. TEMPERATURE RANGE: -30 °C ~ 85 °C
4. CONTACT RESISTANCE: 40 MILLIONHM MAX
5. INSULATION RESISTANCE: 100 MEGOHMS MIN.
6. INSERTION FORCE : 5N~20N
7. UNMATING FORCE: 8N~20N
8. DURABILITY: 10,000 CYCLES
9. DRAWINGS MARKED"XX"FOR FAI DIMENSION.
10. DRAWINGS MARKED"*"FOR QIP DIMENSION.

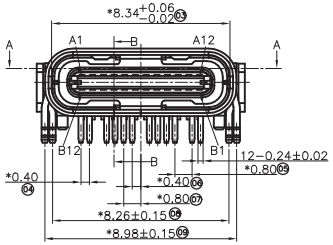

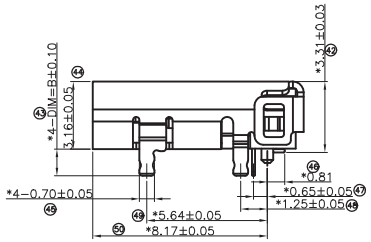

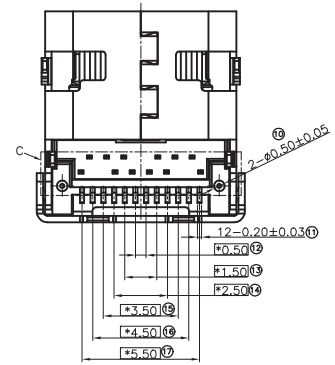

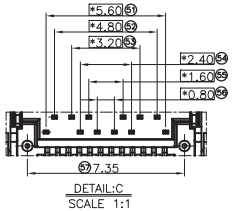

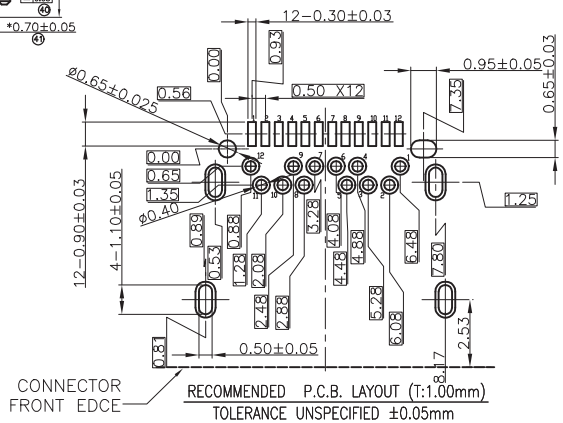

PIN	Signal Name	Description	PIN	Signal Name	Description
A1	GND	Ground return	B12	GND	Ground return
A2	SSTXp1	Positive half of firs t SuperSpeed TX differential pair	B11	SSRXp1	Positive half of firs t SuperSpeed RX differential pair
A3	SSTXn1	Negative half of first SuperSpeed TX differential pair	B10	SSRXn1	Negative half of first SuperSpeed RX differential pair
A4	VBUS	Bus Power	B9	VBUS	Bus Power
A5	CC1	Configuration Channel	B8	SBU2	Sideband Use (SBU)
A6	Dp1	Positive half of the USB 2.0 differential pair-Position 1	B7	Dn2	Negative half of the USB 2.0 differential pair-Position 2
A7	Dn1	Negative half of the USB 2.0 differential pair-Position 1	B6	Dp2	Positive half of the USB 2.0 differential pair-Position 2
A8	SBU1	Sideband Use(SBU)	B5	CC2	Configuraation Channel
A9	VBUS	Bus Power	B4	VBUS	Bus Power
A10	SSRXn2	Negative half of second SuperSpeed RX differential pair	B3	SSTXn2	Negative half of second SuperSpeed TX differential pair
A11	SSRXp2	Positive half of second SuperSpeed RX differential pair	B2	SSTXp2	Positive half of second SuperSpeed TX differential pair
A12	GND	Ground return	B1	GND	Ground return

NO.	DESCRIPTION	外壳/端子外壳	MATERIAL	REMARKS	QTY
3	CONTACT		COPPER ALLOY	Contact area: ALL Gold G/F. terminal Contact area ALL Gold 1U"	1SET
2	CONTACT		COPPER ALLOY	Contact area: ALL Gold G/F. terminal Contact area ALL Gold 1U"	1SET
6	接地片	外壳 DIM B=1.80 端子 DIM A=1.80	STAINLESS STEEL	No Plated	1PCS
5	中夹片		STAINLESS STEEL	No Plated	1PCS
4	SHELL		STAINLESS STEEL	NI 50u" Plated	1PCS
3	CONTACT		COPPER ALLOY	Au, Sn SEE TABLE NI50u" Plated	1SET
2	CONTACT		COPPER ALLOY	Au, Sn SEE TABLE NI50u" Plated	1SET
1	HOUSING		HIGH TEMPERATURE PLASTIC	BLACK	1PCS

NO.	DATE	DESCRIPTION	DRAWING
5.0			
4.0			
3.0			
2.0			
1.0			

DRAWING: Frank

CHECKED: yangjie

APPROVAL:

GENERAL TOLERANCE
.X:=±0.30 .X°:=±2°
.XX:=±0.25 .XX°:=±1°
.XXX:=±0.15 .XXX°:=±0.5°

UNIT: MM

PROJECTION:

SCALE: 1:1

SHEET: 1/1

CHIN-BAN Electronic Technology

DESCRIPTION: USB C TYPE 24PIN母座前DIP后SMT,后脚8.26mm

PART NO: USBC1-AF-054

REV: 1.0

OLD CODE:

DRAWING NO:

SIZE: A4