RoHS2.0+REACH

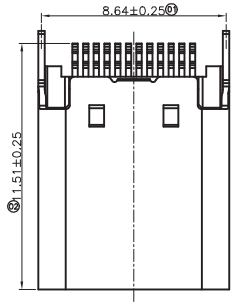

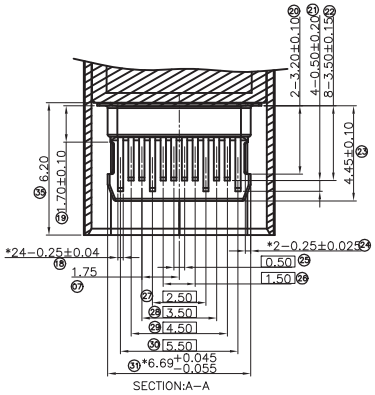

NOTES:
SPECIFICATION:
1. CURRENT RATING: 5A MAX
2. VOLTAGE: 100 VAC
3. TEMPERATURE RANGE: -30 °C ~ 85 °C
4. CONTACT RESISTANCE: 40 MILLIONHM MAX
5. INSULATION RESISTANCE: 100 MEGOHMS MIN.
6. INSERTION FORCE : 5N~20N
7. UNMATING FORCE: 8N~20N
8. DURABILITY: 10,000 CYCLES
9. DRAWINGS MARKED"XX"FOR FAI DIMENSION.
10. DRAWINGS MARKED"*"FOR QIP DIMENSION.

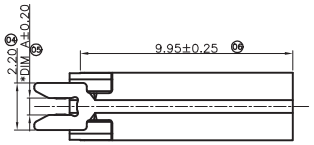

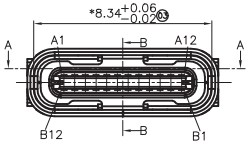

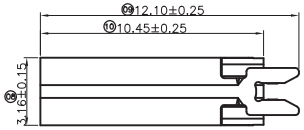

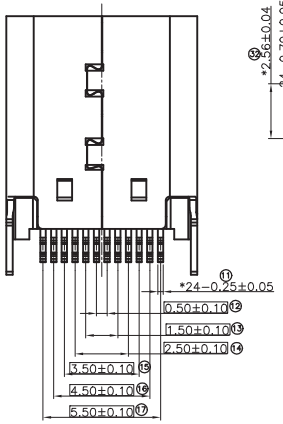

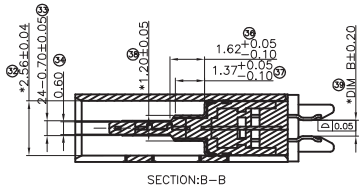

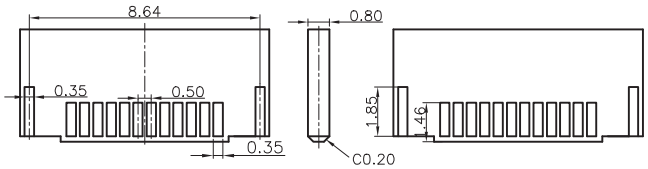

RECOMMENDED P.C.B. LAYOUT (T:0.8mm)
TOLERANCE UNSPECIFIED ±0.05mm

PIN	Signal Name	Description	PIN	Signal Name	Description
A1	GND	Ground return	B12	GND	Ground return
A2	SSTXp1	Positive half of firs t SuperSpeed TX differential pair	B11	SSRXp1	Positive half of firs t SuperSpeed RX differential pair
A3	SSTXn1	Negative half of first SuperSpeed TX differential pair	B10	SSRXn1	Negative half of first SuperSpeed RX differential pair
A4	VBUS	Bus Power	B9	VBUS	Bus Power
A5	CC1	Configuration Channel	B8	SBU2	Sideband Use (SBU)
A6	Dp1	Positive half of the USB 2.0 differential pair-Position 1	B7	Dn2	Negative half of the USB 2.0 differential pair-Position 2
A7	Dn1	Negative half of the USB 2.0 differential pair-Position 1	B6	Dp2	Positive half of the USB 2.0 differential pair-Position 2
A8	SBU1	Sideband Use(SBU)	B5	CC2	Configuraation Channel
A9	VBUS	Bus Power	B4	VBUS	Bus Power
A10	SSRXn2	Negative half of second SuperSpeed RX differential pair	B3	SSTXn2	Negative half of second SuperSpeed TX differential pair
A11	SSRXp2	Positive half of second SuperSpeed RX differential pair	B2	SSTXp2	Positive half of second SuperSpeed TX differential pair
A12	GND	Ground return	B1	GND	Ground return

PART NO.	壳/端子夹板尺寸	NO.	DESCRIPTION	MATERIAL	REMARKS	QTY
	DIM:A=0.80(SHELL) DIM:B=0.74(TER)	6	接地片	SUS316L-1/2H T=0.12mm	No Plated	1PCS
		5	中夹片	SUS301R-H T=0.15mm	No Plated	1PCS
		4	SHELL	SUS304 1/2H T=0.30mm	NI 50u" Plated	1PCS
		3	CONTACT	C18400 T=0.12mm	Contact area:Au SEE TABLE",Ni:Overall 50u" min;Solder area:Matte tin wu 100~180u"	1SET
		2	CONTACT	C18400 T=0.12mm	Contact area:Au SEE TABLE",Ni:Overall 50u" min;Solder area:Matte tin wu 100~180u"	1SET
		1	HOUSING	LCP E1301 30%GF BLACK	BLACK	1PCS

NO.	DATE	DESCRIPTION	DRAWING
5.0			
4.0			
3.0			
2.0			
1.0			

DRAWING: Frank
CHECKED: yangjie
APPROVAL:

GENERAL TOLERANCE
.X:=±0.30 .X°:=±2°
.XX:=±0.25 .XX°:=±1°
.XXX:=±0.15 .XXX°:=±0.5°

UNIT: MM
PROJECTION:
SCALE: 1:1
SHEET: 1/1

CHIN-BAN Electronic Technology

DESCRIPTION: USB C TYPE 24PIN夹板0.80mm,母座L=10.45,LCP黑
PART NO: USBC1-AF-051
REV: 1.0
OLD CODE:
DRAWING NO:
SIZE: A4