

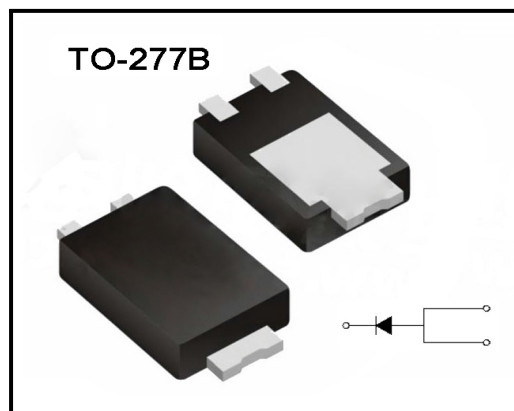
# NSB2045L

Schottky Barrier Diode

## Features

- Excellent high temperature stability
- Low forward voltage
- Low power loss/ high efficiency
- High forward surge capability
- Ideal for automated placement
- Compliant to RoHS Directive 2011/65/EU and in accordance to WEEE 2002/96/EC
- Halogen-free according to IEC 61249-2-21 definition

## Package



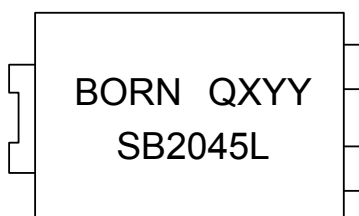
## Applications

The Schottky barrier rectifier is designed for high frequency miniature switched mode power supplies such as adapters, lighting and on-board DC/DC converters.

## Mechanical Data

- Case: TO-277B
- Polarity: Indicated by cathode band
- Moisture sensitivity level: level 1, per J-STD-020
- Molding compound meets UL 94 V-0 flammability rating
- Terminal: Matte tin plated leads, solderable per JESD22-B102 Meet JESD 201 class 2 whisker test
- Weight: 0.095g (approximately)

## Marking



## Ordering information

Order code	Package	Base qty	Delivery mode
NSB2045L	TO-277B	5K	Tape and Reel



# NSB2045L

Schottky Barrier Diode

Maximum Ratings (@T<sub>A</sub>=25°C unless otherwise noted)

Symbol	Parameter	Value	Unit
V <sub>RRM</sub>	Maximum Repetitive Peak Reverse Voltage	45	V
I <sub>F(AV)</sub>	Maximum Average Forward Rectified Current	20	A
I <sub>FSM</sub>	Peak forward surge current 8.3ms single half sine-wave superimposed on rated load per diode	260	A
V <sub>F</sub>	Maximum instantaneous forward voltage per diode (Note1) @I <sub>F</sub> =20A	0.52	V
I <sub>R</sub>	Maximum instantaneous reverse current per diode at rated reverse voltage	150	uA
R <sub>θJL</sub>	Typical thermal resistance	11	°C/W
T <sub>J</sub> , T <sub>STG</sub>	Operating Junction and Storage Temperature Range	-55 to +150	°C

Note 1: Pulse Test with Pulse Width=300μs, 1% Duty Cycle.



# NSB2045L

Schottky Barrier Diode

Typical Performance Characteristics ( $T_A = 25^\circ\text{C}$ , unless otherwise noted)

Figure 1: Forward Current Derating Curve

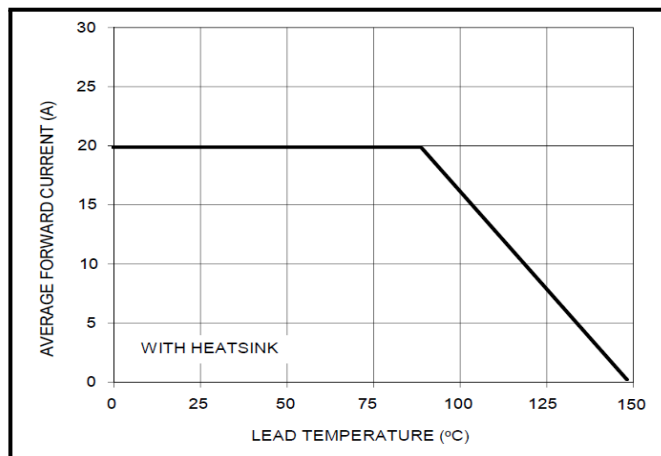


Figure 2: Typical Forward Characteristics

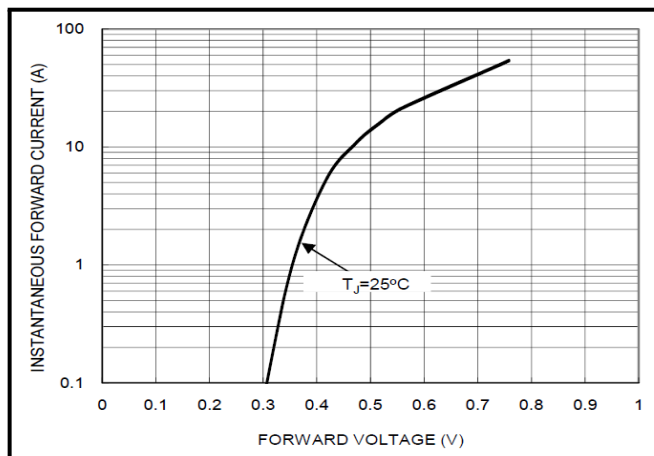


Figure 3: Max. Non-Repetitive Forward Surge Current

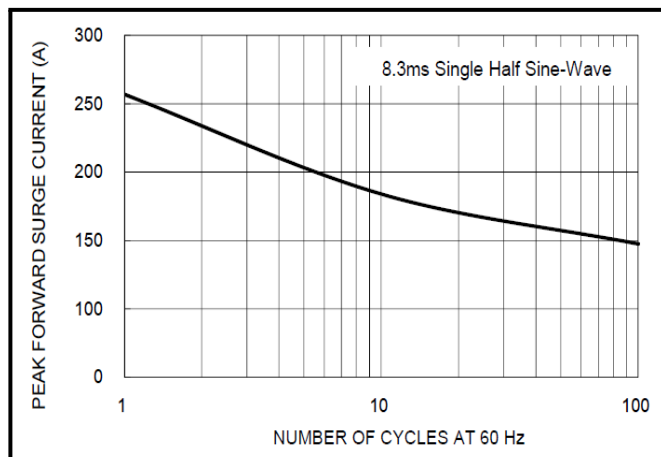
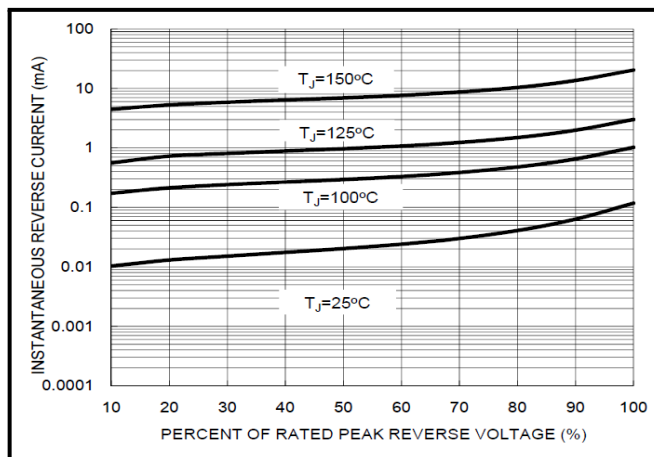


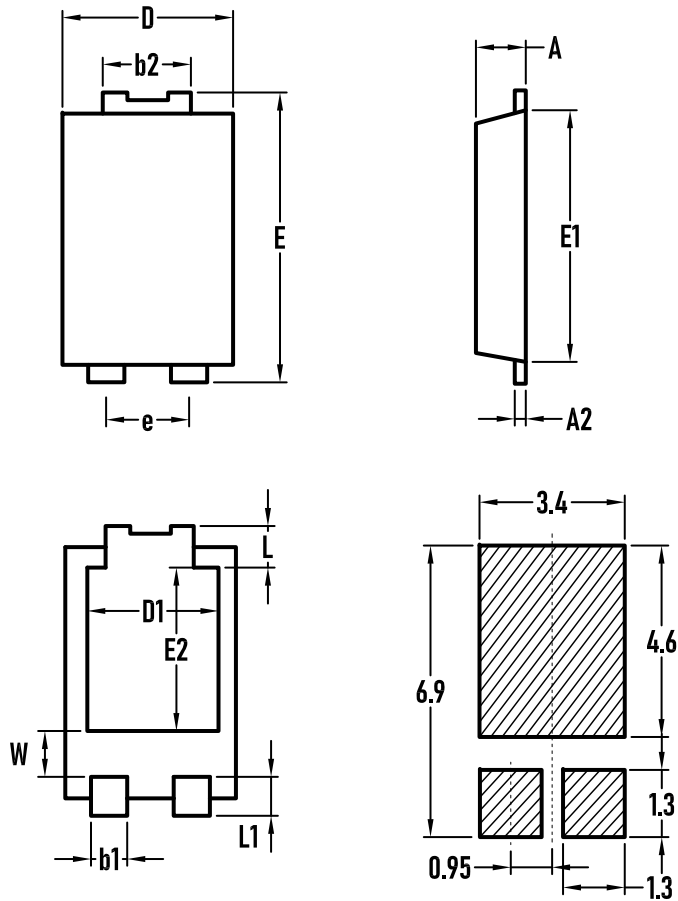
Figure 4: Typical Reverse Characteristics



# NSB2045L

Schottky Barrier Diode

## Outline Drawing - TO-277B



SYMBOL	MILLIMETER	
	MIN.	MAX.
A	1.05	1.2
A2	0.25	0.4
b1	0.8	1.0
b2	1.7	1.9
D	4.1	4.3
D1	3.0	3.3
E	6.4	6.6
e	1.86	
E1	5.6	5.8
E2	3.52	
L	0.68	0.88
L1	0.85	1.1
W	1.1	1.4

