JH28 Series
Waterproof connectors



Material and Spec	
Couoling	Threaded Coupling
Shell Material	Nylon66,Fire Resistance:V-0
Insert Material	PPS Max Temperature 260℃
Contact Material	Brass With Gold Plating
Wire Assembled	Solder:JH11,JH13, JH17,JH28; Solder/Screw:JH21,JH28
Cable OD.	JH11 4-6.5mm(Default) JH13 I:4-6.5mm(Default) II:5-8mm JH17 7-10mm(Default) JH21 I:4.5-7mm II:8.5-12mm(Default) III:5.5-8.5mm JH28 13-16mm
IP Rating	IP67
Mating Cycle	>500
Temperature Range	-25℃~85℃
Insulation Resistance	2000MΩ

JH2810/P_ (Male(Pin)) JH2810/S_ (Female(Hole))

Number Of Contact(2,3,4,5)

Cable Pulg Mate With JH2811, JH2812, JH2814

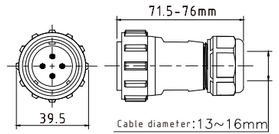

JH2811/P_ JH2811/S_

In-Line Cable Connector Mate With JH2810

(Equipped with dust cover)

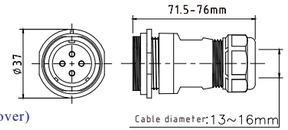

JH2812/P_ JH2812/S_

Rear-nut Socket Mate With JH2810

(Equipped with dust cover)

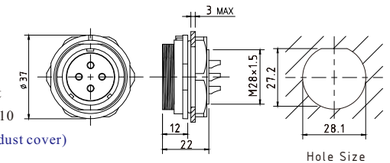

JH2814/P_ JH2814/S_

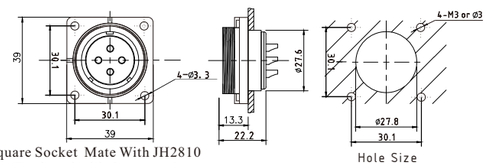

Square Socket Mate With JH2810

(Equipped with dust cover)

Contact Arrangement And Spec

JH28	02	03	04	03	05	06	07	09
Male contact face view								
Contact diameter	Ø3.6×2	Ø3.6×3	Ø3.6×4	Ø2.8×3	Ø2.8×5	Ø2.8×7	Ø2.8×7	Ø1.8×9
Rated current(A)	45A	45A	45A	25A	25A	25A	25A	10A
Rated voltage	380V	380V	380V	380V	380V	380V	380V	380V
Test voltage	1500V	1500V	1500V	1500V	1500V	1500V	1500V	1500V
Contact resistance	0.5	0.5	0.5	1	1	1	1	2
Insulation resistance (MΩ)	2000	2000	2000	2000	2000	2000	2000	2000

The JH2810 and JH2811 Are Available With 90° Right Angle Cable Covers

4pin 2pin 3pin

JH28 series 2-pin, 3-pin, 4-pin can provide screw crimping type wiring

JH28	10	12	14	16	19	22	24	26
Male contact face view								
Contact diameter	Ø1.8×10	Ø1.8×12	Ø1.8×14	Ø1.8×16	Ø1×19	Ø1×22	Ø1×24	Ø1×26
Rated current(A)	10A	10A	10A	10A	5A	5A	5A	5A
Rated voltage	380V	380V	380V	380V	250V	250V	250V	250V
Test voltage	1500V	1500V	1500V	1500V	1500V	1500V	1500V	1500V
Contact resistance	2	2	2	2	5	5	5	5
Insulation resistance (MΩ)	2000	2000	2000	2000	2000	2000	2000	2000

JH28