

# APPROVAL SHEET

**RFBLN 1005 (0402) Series – RoHS Compliance**

**MULTILAYER CERAMIC BALUN TRANSFORMER**

**Halogens Free Product**

**2.4 GHz ISM Band RF Application**

**P/N: RFBLN1005040A67N3T**

\*Contents in this sheet are subject to change without prior notice.

**FEATURES**

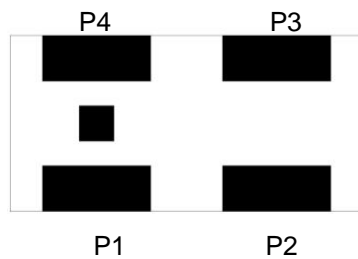
1. Miniature footprint: 1.0 X 0.5X 0.4 mm<sup>3</sup>
2. Low Insertion Loss
3. Low in-band amplitude and phase imbalance enhances system performance
4. LTCC process

**APPLICATIONS**

1. ISM band 2.4GHz working frequency
2. Bluetooth, Wireless LAN 802.11b/ g/ n, HomeRF

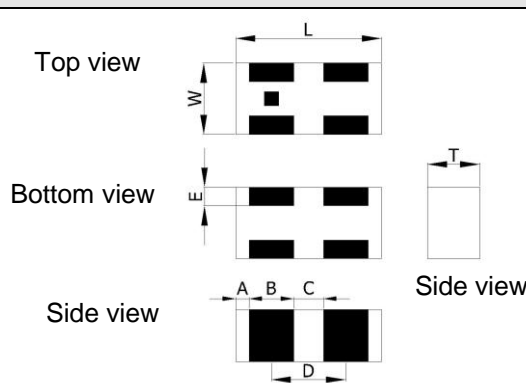
**CONSTRUCTION**

Top view



PIN	Connection
1	Unbalanced Port
2	Balanced port
3	Balanced port
4	GND

**DIMENSIONS**

Figure	Symbol	Dimension (mm)
	L	1.00 ± 0.10
	W	0.50 ± 0.10
	T	0.40 ± 0.10
	A	0.10 ± 0.10
	B	0.30 ± 0.10
	C	0.20 ± 0.10
	D	0.50 ± 0.10
	E	0.125 ± 0.10

**ELECTRICAL CHARACTERISTICS**

<b>RFBLN1005040A67N3T</b>	<b>Specification</b>
Frequency Range	2400~2500 MHz
Insertion Loss	0.8 dB max.
Phase Difference	180° ± 10°
Amplitude Difference	2.0 dB max.
VSWR	2.0 max.
Unbalanced Impedance	50Ω
Balanced Impedance	50Ω
Power capacity	500 mW max.
Moisture sensitivity levels	MSL is LEVEL 1 (Refer to : IPC/JEDEC J-STD-020)

**Operating & Storage Condition (Component)**

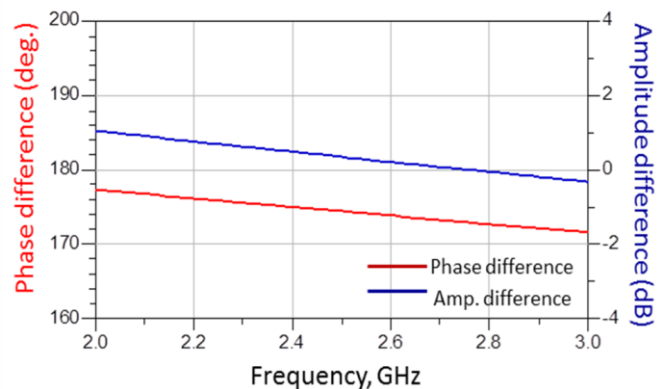
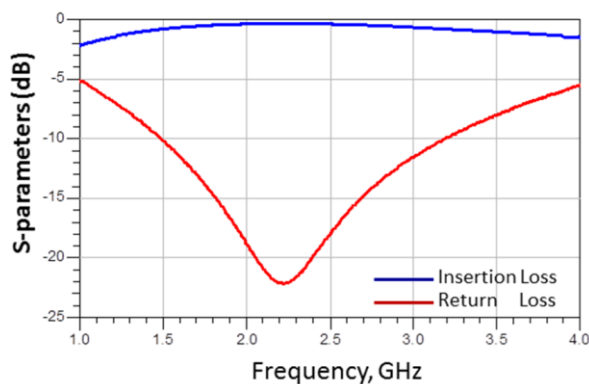
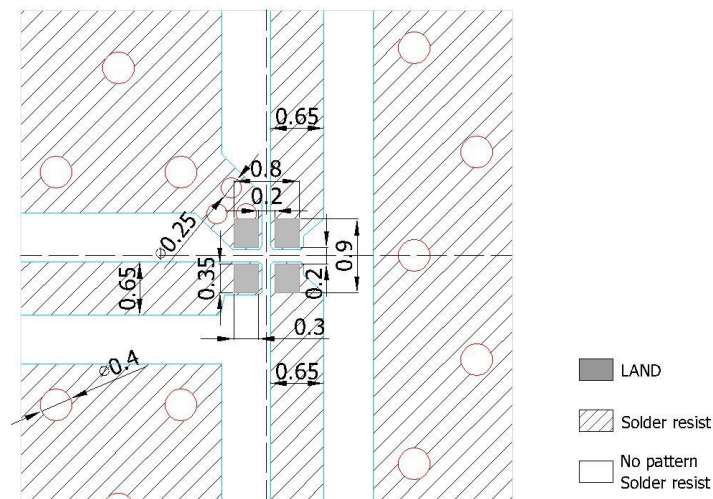
Operation Temperature Range: -40 ~ +85 °C

Storage Temperature Range: -40 ~ +85 °C

**Storage Condition before Soldering (Included packaging material)**

Storage Temperature Range: +5 ~ +40 °C

Humidity: 30 to 70% relative humidity

**TYPICAL ELECTRICAL PERFORMANCE****SOLDER LAND PATTERN****SOLDER LAND PATTERN**

unit: mm

Line width to be designed to match 50 Ω characteristic impedance, depending on PCB material and thickness.

## RELIABILITY TEST

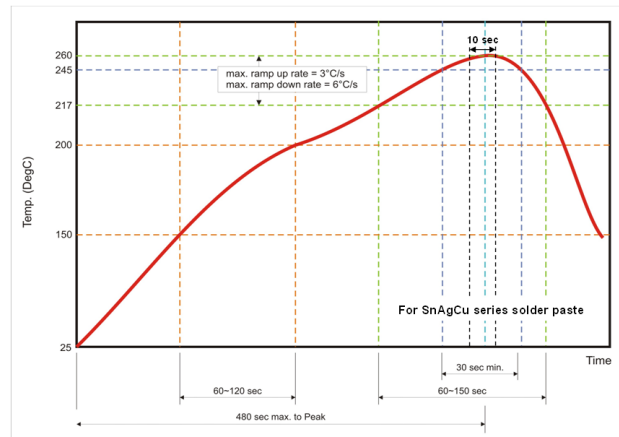
Test item	Test condition / Test method	Specification
Solderability JIS C 0050-4.6 JESD22-B102D	*Solder bath temperature : $235 \pm 5^{\circ}\text{C}$ *Immersion time : $2 \pm 0.5$ sec Solder : Sn3Ag0.5Cu for lead-free	At least 95% of a surface of each terminal electrode must be covered by fresh solder.
Leaching (Resistance to dissolution of metallization) IEC 60068-2-58	*Solder bath temperature : $260 \pm 5^{\circ}\text{C}$ *Leaching immersion time : $30 \pm 0.5$ sec Solder : SN63A	Loss of metallization on the edges of each electrode shall not exceed 25%.
Resistance to soldering heat JIS C 0050-5.4	*Preheating temperature : $120 \sim 150^{\circ}\text{C}$ , 1 minute. *Solder temperature : $270 \pm 5^{\circ}\text{C}$ *Immersion time : $10 \pm 1$ sec Solder : Sn3Ag0.5Cu for lead-free Measurement to be made after keeping at room temperature for $24 \pm 2$ hrs	No mechanical damage. Electrical specification shall satisfy the descriptions in electrical characteristics under the operational temperature range within $-40 \sim 85^{\circ}\text{C}$ . Loss of metallization on the edges of each electrode shall not exceed 25%.
Drop Test JIS C 0044 Customer's specification.	*Height : 75 cm *Test Surface : Rigid surface of concrete or steel. *Times : 6 surfaces for each units ; 2 times for each side.	No mechanical damage. Electrical specification shall satisfy the descriptions in electrical characteristics under the operational temperature range within $-40 \sim 85^{\circ}\text{C}$ .
Vibration JIS C 0040	*Frequency : 10Hz~55Hz~10Hz(1min) *Total amplitude : 1.5mm *Test times : 6hrs.(Two hrs each in three mutually perpendicular directions)	No mechanical damage. Electrical specification shall satisfy the descriptions in electrical characteristics under the operational temperature range within $-40 \sim 85^{\circ}\text{C}$ .
Adhesive Strength of Termination JIS C 0051- 7.4.3	*Pressurizing force : 5N( $\leq 0603$ ) ; 10N(>0603) *Test time : $10 \pm 1$ sec	No remarkable damage or removal of the termination.
Bending test JIS C 0051- 7.4.1	The middle part of substrate shall be pressurized by means of the pressurizing rod at a rate of about 1 mm/s per second until the deflection becomes 1mm/s and then pressure shall be maintained for $5 \pm 1$ sec. Measurement to be made after keeping at room temperature for $24 \pm 2$ hours	No mechanical damage. Electrical specification shall satisfy the descriptions in electrical characteristics under the operational temperature range within $-40 \sim 85^{\circ}\text{C}$ .

**Approval sheet**

Temperature cycle JIS C 0025	1. 30±3 minutes at -40°C±3°C, 2. 10~15 minutes at room temperature, 3. 30±3 minutes at +85°C±3°C, 4. 10~15 minutes at room temperature, Total 100 continuous cycles Measurement to be made after keeping at room temperature for 24±2 hrs	No mechanical damage. Electrical specification shall satisfy the descriptions in electrical characteristics under the operational temperature range within -40 ~ 85°C.
High temperature JIS C 0021	*Temperature : 85°C±2°C *Test duration : 1000+24/-0 hours Measurement to be made after keeping at room temperature for 24±2 hrs	No mechanical damage. Electrical specification shall satisfy the descriptions in electrical characteristics under the operational temperature range within -40 ~ 85°C.
Humidity (steady conditions) JIS C 0022	*Humidity : 90% to 95% R.H. *Temperature : 40±2°C *Time : 1000+24/-0 hrs. Measurement to be made after keeping at room temperature for 24±2 hrs ※ 500hrs measuring the first data then 1000hrs data	No mechanical damage. Electrical specification shall satisfy the descriptions in electrical characteristics under the operational temperature range within -40 ~ 85°C.
Low temperature JIS C 0020	*Temperature : -40°C±2°C *Test duration : 1000+24/-0 hours Measurement to be made after keeping at room temperature for 24±2 hrs	No mechanical damage. Electrical specification shall satisfy the descriptions in electrical characteristics under the operational temperature range within -40 ~ 85°C.

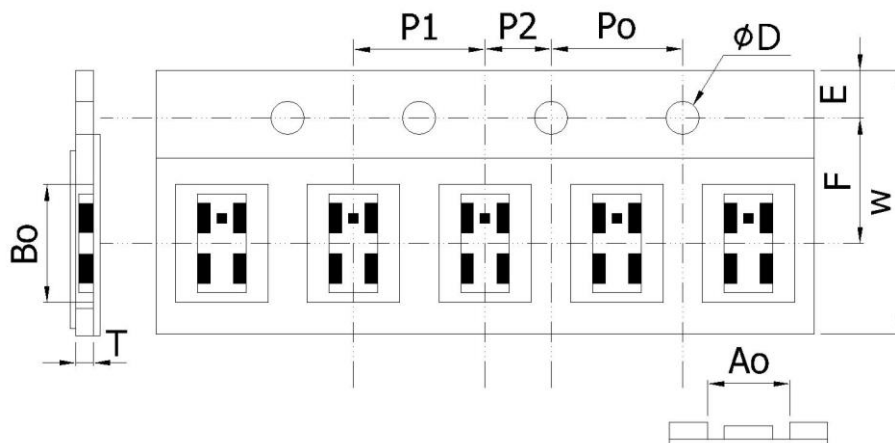
**SOLDERING CONDITION**

Typical examples of soldering processes that provide reliable joints without any damage are given in Fig 2,

**Fig 2. Infrared soldering profile****ORDERING CODE**

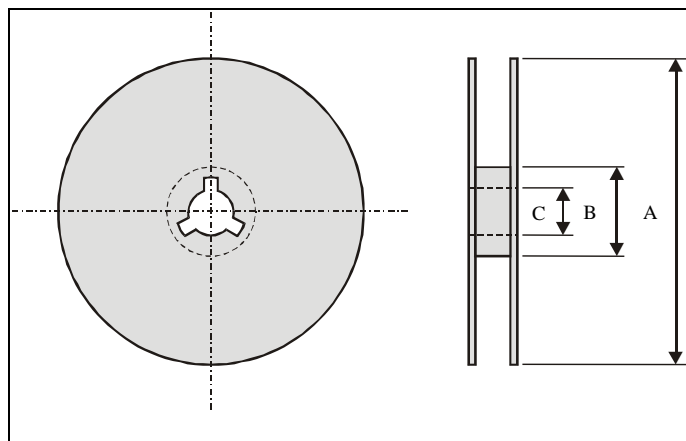
RF	BLN	100504	0	A	67N3T
<b>Walsin</b> RF device	<b>Product Code</b> BLN : BALUN	<b>Dimension code</b> Per 2 digits of Length, Width, Thickness : e.g. : 100504= Length 10, Width 05, Thickness 04	<b>Unit of dimension</b> 0 : 0.1 mm 1 : 1.0 mm	<b>Application</b> A: 2.4GHz ISM Band	<b>Specification</b> Design Code

Minimum Ordering Quantity: 4000 pcs per reel.

**PACKAGING**

**Paper Tape specifications** (unit :mm)

Index	Ao	Bo	$\Phi D$	T	W
Dimension (mm)	$0.67 \pm 0.10$	$1.14 \pm 0.10$	$1.50 \pm 0.10$	$0.42 \pm 0.10$	$8.0 \pm 0.30$
Index	E	F	Po	P1	P2
Dimension (mm)	$1.75 \pm 0.10$	$3.50 \pm 0.20$	$4.00 \pm 0.10$	$2.00 \pm 0.10$	$2.00 \pm 0.10$

**Reel dimensions**

Index	A	B	C
Dimension (mm)	Φ178	Φ60.0	Φ13.5

Taping Quantity: 4000 pieces per 7" reel

**CAUTION OF HANDLING****Limitation of Applications**

Please contact us before using our products for the applications listed below which require especially high reliability for the prevention of defects, which might directly cause damage to the third party's life, body or property.

- (1) Aircraft equipment
- (2) Aerospace equipment
- (3) Undersea equipment
- (4) Medical equipment
- (5) Disaster prevention / crime prevention equipment
- (6) Traffic signal equipment
- (7) Transportation equipment (vehicles, trains, ships, etc.)
- (8) Applications of similar complexity and /or reliability requirements to the applications listed in the above.

**Storage condition**

- (1) Products should be used in 6 months from the day of WALSIN outgoing inspection.
- (2) Storage environment condition.
  - Products should be storage in the warehouse on the following conditions.
  - Temperature : +5 to +40°C
  - Humidity : 30 to 70% relative humidity
  - Don't keep products in corrosive gases such as sulfur. Chlorine gas or acid or it may cause oxidization of electrode, resulting in poor solderability.
  - Products should be storage on the palette for the prevention of the influence from humidity, dust and son on.
  - Products should be storage in the warehouse without heat shock, vibration, direct sunlight and so on.
  - Products should be storage under the airtight packaged condition.