

# APPROVAL SHEET

RFDIP Series – 2012(0805)- RoHS Compliance

MULTILAYER CERAMIC DIPLEXER

**Halogens Free Product**

829 MHz & 2.2 GHz Band RF Application

**P/N: RFDIP2012090GM1T58**

\*Contents in this sheet are subject to change without prior notice.

**FEATURES**

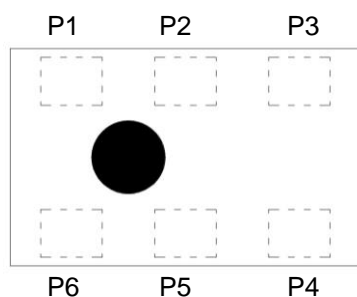
1. Miniature footprint: 2.0 X 1.2 X 0.90 mm<sup>3</sup>.
2. Low insertion loss
3. LTCC process

**APPLICATIONS**

1. 698~960 and 1710~2690MHz band for diplexer applications
2. GSM, DCS, PCS related applications

**CONSTRUCTION**

Top view



PIN	Connection	PIN	Connection
1	Lower Freq. Port	4	GND
2	GND	5	Common Port
3	Higher Freq. Port	6	GND

**DIMENSIONS**

Figure	Symbol	Dimension (mm)
<p>Top view</p> <p>Bottom view</p> <p>Side view</p>	L	2.00 ± 0.15
	W	1.25 ± 0.15
	T	0.90 ± 0.10
	A	0.35 ± 0.10
	B	0.30 ± 0.10
	C	0.65 ± 0.10
	D	0.60 ± 0.10
	E	0.275 ± 0.10

## ELECTRICAL CHARACTERISTICS

RFDIP2012090GM1T58	Specification	
Frequency range	698~960 MHz	1710~2690 MHz
Insertion Loss	0.40 dB max. at 25 °C 0.45 dB max. at -40~+85 °C	0.55 dB max. at 25 °C 0.65 dB max. at -40~+85 °C
Attenuation	13 dB min. @1710~2690 MHz	19 dB min. @698~960 MHz
Isolation	13 dB min. @1710~2690 MHz	19 dB min. @698~960 MHz
VSWR	2.0 max.	
Impedance	50Ω	
Moisture sensitivity levels	LEVEL 1 (Refer to : IPC/JEDEC J-STD-020)	

**Operating & Storage Condition (Component)**

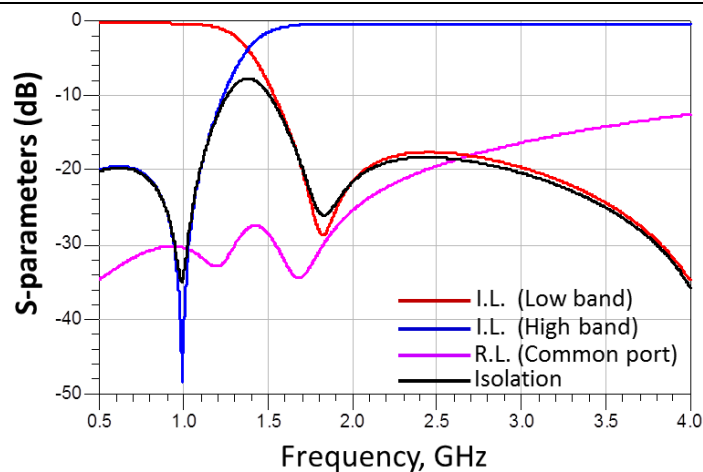
Operation Temperature Range: -40 ~ +85 °C

Storage Temperature Range: -40 ~ +85 °C

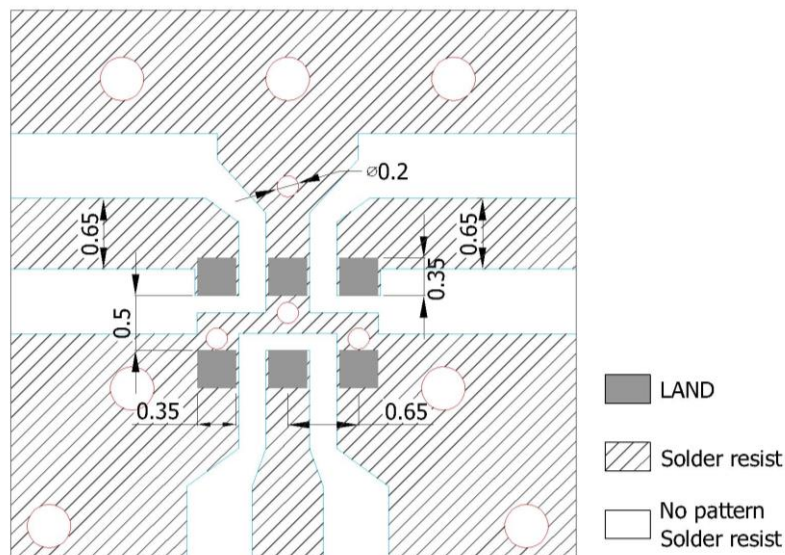
**Storage Condition before Soldering (Included packaging material)**

Storage Temperature Range: +5 ~ +40 °C

Humidity: 30 to 70% relative humidity

**Typical Electrical Chart****SOLDER LAND PATTERN**

Figure



Unit: mm

Line width to be designed to match 50 Ω characteristic impedance, depending on PCB material and thickness.

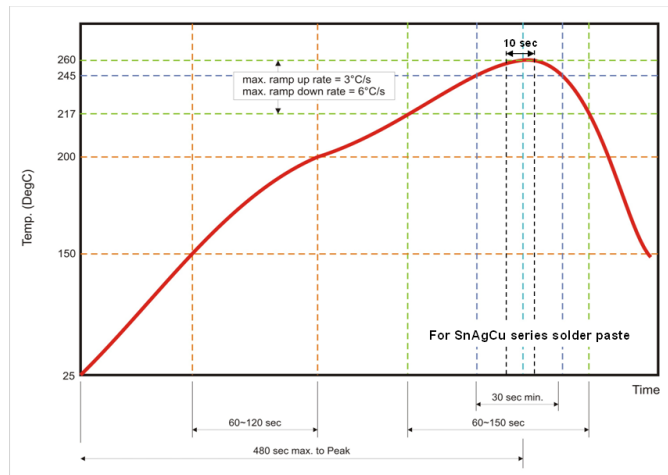
**RELIABILITY TEST**

Test item	Test condition / Test method	Specification
Solderability JIS C 0050-4.6 JESD22-B102D	*Solder bath temperature : $235 \pm 5^{\circ}\text{C}$ *Immersion time : $2 \pm 0.5$ sec Solder : Sn3Ag0.5Cu for lead-free	At least 95% of a surface of each terminal electrode must be covered by fresh solder.
Leaching (Resistance to dissolution of metallization) IEC 60068-2-58	*Solder bath temperature : $260 \pm 5^{\circ}\text{C}$ *Leaching immersion time : $30 \pm 0.5$ sec Solder : SN63A	Loss of metallization on the edges of each electrode shall not exceed 25%.
Resistance to soldering heat JIS C 0050-5.4	*Preheating temperature : $120\sim 150^{\circ}\text{C}$ , 1 minute. *Solder temperature : $270\pm 5^{\circ}\text{C}$ *Immersion time : $10\pm 1$ sec Solder : Sn3Ag0.5Cu for lead-free Measurement to be made after keeping at room temperature for $24\pm 2$ hrs	No mechanical damage. Electrical specification shall satisfy the descriptions in electrical characteristics under the operational temperature range within $-40 \sim 85^{\circ}\text{C}$ . Loss of metallization on the edges of each electrode shall not exceed 25%.
Drop Test JIS C 0044 Customer's specification.	*Height : 75 cm *Test Surface : Rigid surface of concrete or steel. *Times : 6 surfaces for each units ; 2 times for each side.	No mechanical damage. Electrical specification shall satisfy the descriptions in electrical characteristics under the operational temperature range within $-40 \sim 85^{\circ}\text{C}$ .
Vibration JIS C 0040	*Frequency : 10Hz~55Hz~10Hz(1min) *Total amplitude : 1.5mm *Test times : 6hrs.(Two hrs each in three mutually perpendicular directions)	No mechanical damage. Electrical specification shall satisfy the descriptions in electrical characteristics under the operational temperature range within $-40 \sim 85^{\circ}\text{C}$ .
Adhesive Strength of Termination JIS C 0051- 7.4.3	*Pressurizing force : $5\text{N}(\leq 0603)$ ; $10\text{N}(>0603)$ *Test time : $10\pm 1$ sec	No remarkable damage or removal of the termination.
Bending test JIS C 0051- 7.4.1	The middle part of substrate shall be pressurized by means of the pressurizing rod at a rate of about 1 mm/s per second until the deflection becomes 1mm/s and then pressure shall be maintained for $5\pm 1$ sec. Measurement to be made after keeping at room temperature for $24\pm 2$ hours	No mechanical damage. Electrical specification shall satisfy the descriptions in electrical characteristics under the operational temperature range within $-40 \sim 85^{\circ}\text{C}$ .

Temperature cycle JIS C 0025	1. 30±3 minutes at -40°C±3°C, 2. 10~15 minutes at room temperature, 3. 30±3 minutes at +85°C±3°C, 4. 10~15 minutes at room temperature, Total 100 continuous cycles Measurement to be made after keeping at room temperature for 24±2 hrs	No mechanical damage. Electrical specification shall satisfy the descriptions in electrical characteristics under the operational temperature range within -40 ~ 85°C.
High temperature JIS C 0021	*Temperature : 85°C±2°C *Test duration : 1000+24/-0 hours Measurement to be made after keeping at room temperature for 24±2 hrs	No mechanical damage. Electrical specification shall satisfy the descriptions in electrical characteristics under the operational temperature range within -40 ~ 85°C.
Humidity (steady conditions) JIS C 0022	*Humidity : 90% to 95% R.H. *Temperature : 40±2°C *Time : 1000+24/-0 hrs. Measurement to be made after keeping at room temperature for 24±2 hrs ※ 500hrs measuring the first data then 1000hrs data	No mechanical damage. Electrical specification shall satisfy the descriptions in electrical characteristics under the operational temperature range within -40 ~ 85°C.
Low temperature JIS C 0020	*Temperature : -40°C±2°C *Test duration : 1000+24/-0 hours Measurement to be made after keeping at room temperature for 24±2 hrs	No mechanical damage. Electrical specification shall satisfy the descriptions in electrical characteristics under the operational temperature range within -40 ~ 85°C.

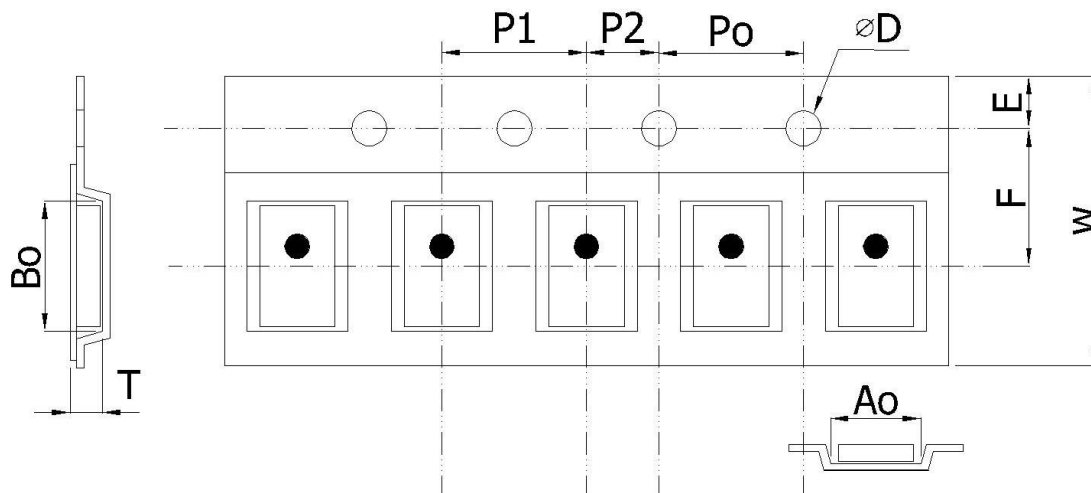
**SOLDERING CONDITION**

Typical examples of soldering processes that provide reliable joints without any damage are given in Fig 2,

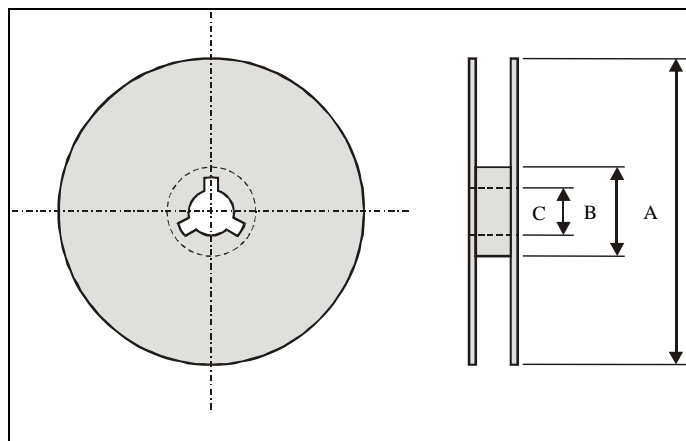
**Fig 2. Infrared soldering profile****ORDERING CODE**

RF	DIP	201209	0	G	M1T58
<b>Walsin</b> RF device	<b>Product Code</b> DIP : Diplexer	<b>Dimension code</b> Per 2 digits of Length, Width, Thickness : e.g. : 201209 = Length 20, Width 12, Thickness 09	<b>Unit of dimension</b> 0 : 0.1 mm 1 : 1.0 mm	<b>Application</b> G: GSM850/ PCS 1900	<b>Specification</b> Design code

**Minimum Ordering Quantity: 2000 pcs per reel.**

**PACKAGING****Plastic Tape specifications (unit :mm)**

Index	Ao	Bo	ΦD	T	W
Dimension (mm)	1.42 ± 0.10	2.25 ± 0.10	1.55 ± 0.05	0.95 ± 0.10	8.0 ± 0.10
Index	E	F	Po	P1	P2
Dimension (mm)	1.75 ± 0.10	3.50 ± 0.05	4.00 ± 0.10	4.00 ± 0.10	2.00 ± 0.05

**Reel dimensions**

Index	A	B	C
Dimension (mm)	Φ178.0	Φ60.0	Φ13.0

Taping Quantity:2000 pieces per 7" reel

**CAUTION OF HANDLING****Limitation of Applications**

Please contact us before using our products for the applications listed below which require especially high reliability for the prevention of defects, which might directly cause damage to the third party's life, body or property.

- (1) Aircraft equipment
- (2) Aerospace equipment
- (3) Undersea equipment
- (4) Medical equipment
- (5) Disaster prevention / crime prevention equipment
- (6) Traffic signal equipment
- (7) Transportation equipment (vehicles, trains, ships, etc.)
- (8) Applications of similar complexity and /or reliability requirements to the applications listed in the above.

**Storage condition**

- (1) Products should be used in 6 months from the day of WALSIN outgoing inspection.
- (2) Storage environment condition.
  - Products should be storage in the warehouse on the following conditions.
  - Temperature : +5 to +40℃
  - Humidity : 30 to 70% relative humidity
  - Don't keep products in corrosive gases such as sulfur. Chlorine gas or acid or it may cause oxidization of electrode, resulting in poor solderability.
  - Products should be storage on the palette for the prevention of the influence from humidity, dust and son on.
  - Products should be storage in the warehouse without heat shock, vibration, direct sunlight and so on.
  - Products should be storage under the airtight packaged condition.