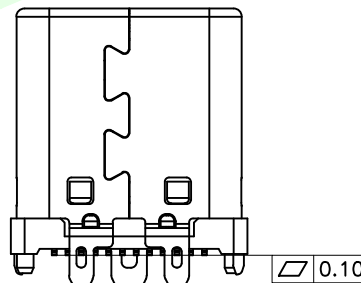
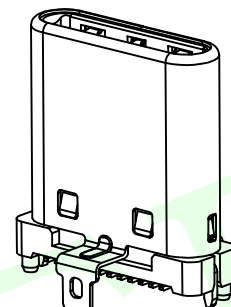
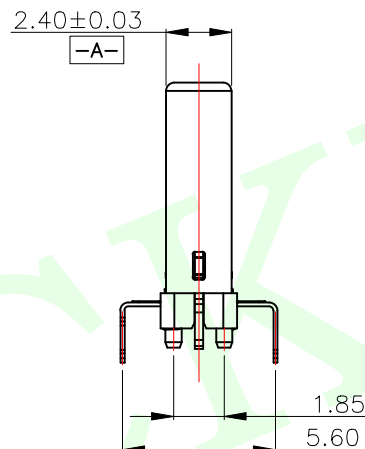
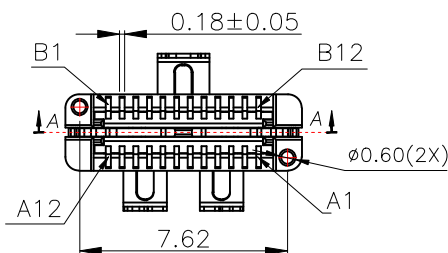
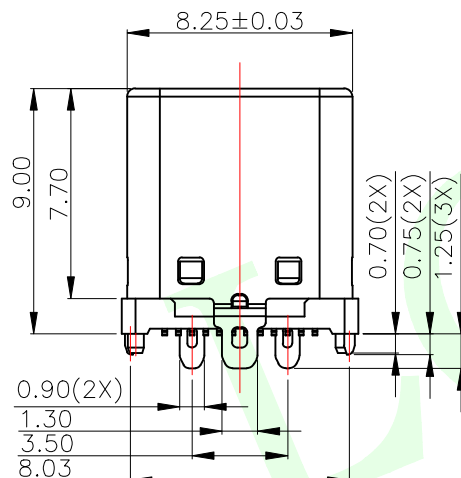
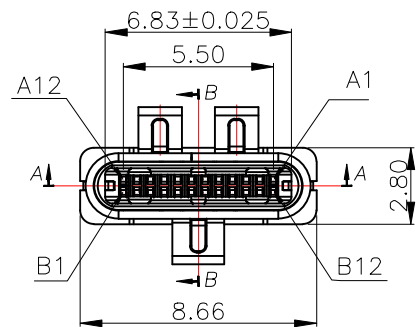


RoHS Compliant



- NOTE:
- 1.MATERIAL SPECIFICATION:
 - 1.HOUSING&PICKUP COVER:LCP,UL94 V-0.
 - 2.CONTACTS: COPPER ALLOY(C7025)
 - 3.LATCH: STAINLESS STEEL(SUS301)
 - 4.SPRING: STAINLESS STEEL(SUS304)
 - 5.FRONT SHELL: STAINLESS STEEL(SUS304)
 - 2.PLATING SPECIFICATION:
 - 2-1.CONTACTS:
Ni 50u" MIN. UNDER PLATED OVER ALL.
Au PLATED ON THE FUNCTIONAL AREA OF CONTACT.
(GOLD PLATING THICKNESS FOLLOW THE P/N)
PLATING SPECIFICATIONS OF THE SOLDER AREA FOLLOW THE P/N
 - 2-2.FRONT SHELL:
Ni 30u" MIN. UNDER PLATED OVER ALL.
 - 2-3.LATCH:
Ni 50u" MIN. UNDER PLATED OVER ALL.
80u" MIN. TIN PLATED ON SOLDER AREA.
 - 2-4.SPRING:
CLEAR ONLY
 - 3.MECHANICAL PERFORMANCE,
 - 3-1.INSERTION FORCE: 0.5~2.0kgf.
 - 3-2.REMOVAL FORCE: 0.8kgf~2.0kgf.
 - 3-3.DURABILITY: 10000 CYCLES.
 - 4.ELECTRICAL PERFORMANCE,
 - 4-1. CURRENT RATING:3.0A
VOLTAGE RATING:5.0V
 - 4-2. LLCR:
VBUS & GND PINS AND OTHER PINS: 40mA/PIN MAX.
SHIELD: 50mA/MAX.
LLCR MAX. CHANGE OF ALL PINS: 10mA.
 - 4-3.INSULATION RESISTANCE: 100MΩ MIN
 - 4-4.DIELECTRIC WITHSTAND VOLTAGE,AC 100V FOR 1 MINUTE.
 5. ENVIRONMENTAL PERFORMANCE:
OPERATING TEMPERATURE: -25°C~+85°C.
 - 6.IR REFLOW:
THE PEAK TEMPERATURE ON THE BOARD SHALL
BE MAINTAINED FOR 10 SECONDS AT 260°C.

LCK-TCM 003 - LXXX Y L- G3

联晟欣
LCK

产品类别
TCF: TYPE C母头
TCM: TYPE C公头
产品流水料号识别码

壳长
L90: 9.0

有柱无柱
Y: 有柱
W: 无柱

电镀规格
G1: 1U
G3: 3U
(以此类推)

包装方式
L: 圆盘
B: 吸塑盒
T: 管装

QUADRANT POINT (QP)
TANGENCY POINT (TP)
INTERSECTION POINT (IP)

UNLESS OTHERWISE
SPECIFIED, TOLERANCE:

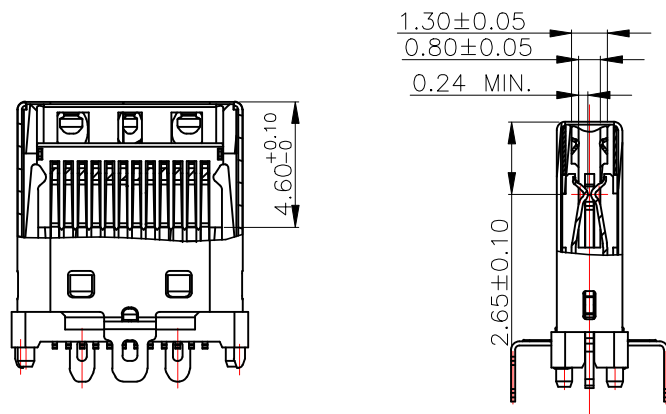
X. ±0.25
X.x ±0.20
X.xx ±0.15
ANGULAR ±3°



联晟欣连接器(深圳)有限公司
Lianshengxin Connector (Shenzhen) Co., Ltd

DESIGN	Andy	DATE	2014.12.24	TITLE:	USB CM VERTICAL TYPE
CHECKED		DATE			HIGHT=9.0
APPROVED		DATE			
PART NO:	LCK-TCM003-L90YL-G3	REV:	04	SCALE:	1:1
DRAWING NO:		SIZE:	A4	SHEET:	1/1
		UNIT:	mm		

RoHS Compliant

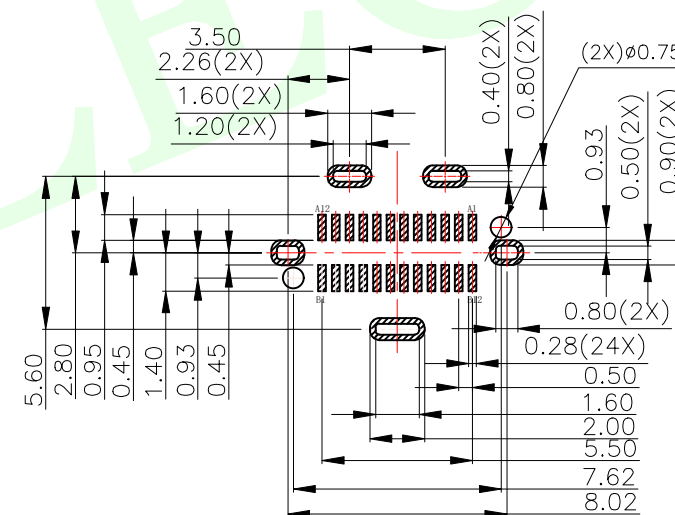
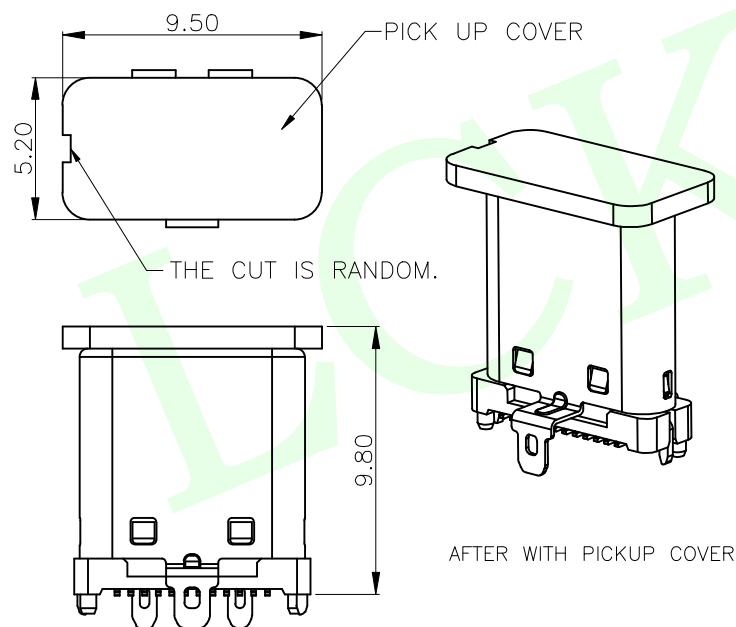


SECTION:A-A

SECTION:B-B

USB TYPE-C PIN ASSIGNMENTS

PIN NUMBER	SIGNAL NAME	PIN NUMBER	SIGNAL NAME
A1	GND	B12	GND
A2	SSTXp1	B11	SSRXp1
A3	SSTXn1	B10	SSRXn1
A4	Vbus	B9	Vbus
A5	CC1	B8	SBU2
A6	Dp1	B7	Dn2
A7	Dn1	B6	Dp2
A8	SBU1	B5	CC2
A9	Vbus	B4	Vbus
A10	SSRXn2	B3	SSTXn2
A11	SSRXp2	B2	SSTXp2
A12	GND	B1	GND



RECOMMENDED PCB LAYOUT(TOP VIEW)

THICKNESS 0.8 ± 0.10 MM;DEFAULT TOLERANCE: ± 0.05

QUADRANT POINT (QP)
TANGENCY POINT (TP)
INTERSECTION POINT (IP)

UNLESS OTHERWISE
SPECIFIED,TOLERANCE:
X. ± 0.25
X.X ± 0.20
X.XX ± 0.15
ANGULAR $\pm 3^\circ$



联晟欣连接器（深圳）有限公司
Lianshengxin Connector (Shenzhen) Co., Ltd

DESIGN	Andy	DATE	2014.12.24	TITLE:	USB CM VERTICAL TYPE
CHECKED		DATE			HIGHT=9.0
APPROVED		DATE			
PART NO:	LCK-TCM003-L90YL-G3	REV:	04	SCALE:	1:1
DRAWING NO:		SIZE:	A4	SHEET:	1/1