



SEA & LAND ELECTRONIC CORP.

www.sealand-pptc.com

ALPHA-TOP TECHNOLOGY CORP.

APPROVAL SHEET

MODEL NO.: SMD0805-075-8V

CUSTOMER:

CUSTOMER'S APPROVAL:

AUTHORIZED SIGNATURE/STAMP:

DATE

MANUFACTURER:

HEAD OFFICE:


13F.,No.120-10,Sec.3,Zhongshan Rd.,Zhonghe Dist.,New Taipei City 23544,Taiwan
Tel: 886-2-8221-2567
Fax:882-2-2225-7268
E-mail:service@chipfast.com.tw

China Branch:

Factory Building B)Shuangpeng,Weibu Village, Qiuchang Town,
Huiyang District, Huizhou City, Guangdong Province, P.R.C.)
Tel: 86-752-3562001
Fax:86-752-3558696
E-mail:service@atpptc.com

Submitted by: Chen
Approved by: YC Lin
DATE: 1-Jun-22

SEA & LAND ELECTRONIC CORP.



Features

- Surface Mount Devices
- Lead free device
- Size 2.0*1.2 mm / 0.08*0.05 inch
- Surface Mount packaging for automated assembly

Applications

- Almost anywhere there is a low voltage power supply, up to 15V and a load to be protected, including:
- Computer mother board, Modem, USB hub
 - PDAs & Charger, Analog & digital line card
 - Digital cameras, Disk drivers, CD-ROMs,

SMD0805-075-8V

Alpha-Top (Sea & Land Alliance)

Performance Specification

Model	Marking	V_{max}	I_{max}	I_{hold}	I_{trip}	P_d	Maximum Time To Trip		Resistance		Agency Approval	
		(Vdc)	(A)	@25°C (A)	@25°C (A)	Typ. (W)	Current (A)	Time (Sec)	$R_{i_{min}}$ (Ω)	R_{1max} (Ω)	UL	TUV
SMD0805-075-8V	7	8	100	0.75	1.50	0.6	8.0	0.20	0.090	0.385		
<p>I_{hold} = Hold Current. Maximum current device will not trip in 25°C still air.</p> <p>I_{trip} = Trip Current. Minimum current at which the device will always trip in 25°C still air.</p> <p>V_{max} = Maximum operating voltage device can withstand without damage at rated current (I_{max}).</p> <p>I_{max} = Maximum fault current device can withstand without damage at rated voltage (V_{max}).</p> <p>P_d = Power dissipation when device is in the tripped state in 25°C still air environment at rated voltage.</p> <p>R_{imin/max} = Minimum/Maximum device resistance prior to tripping at 25°C.</p> <p>R_{1max} = Maximum device resistance is measured one hour post reflow.</p> <p>CAUTION : Operation beyond the specified ratings may result in damage and possible arcing and flame.</p>												

Environmental Specifications

Test	Conditions
Passive aging	+85°C, 1000 hrs.
Humidity aging	+85°C, 85% R.H. , 168 hours
Thermal shock	+85°C to -40°C, 20 times
Resistance to solvent	MIL-STD-202, Method 215
Vibration	MIL-STD-202, Method 201
Ambient operating conditions : - 40 °C to +85 °C	
Maximum surface temperature of the device in the tripped state is 125 °C	
In case of special use, please contact our engineer	

Agency Approvals :

Regulation/Standard:



2015/863/EU

EN14582

I_{hold} Versus Temperature

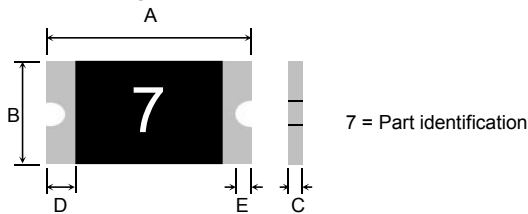
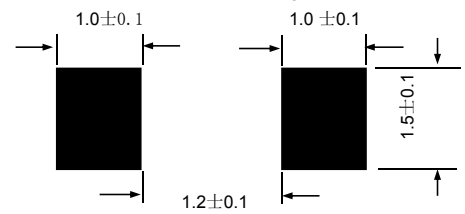
Model	Maximum ambient operating temperature (T _{mao}) vs. hold current (I _{hold})								
	-40°C	-20°C	0°C	25°C	40°C	50°C	60°C	70°C	85°C
SMD0805-075-8V	1.00	0.90	0.79	0.75	0.63	0.57	0.53	0.41	0.34

SMD0805-075-8V

Alpha-Top (Sea & Land Alliance)

Construction And Dimension (Unit:mm)

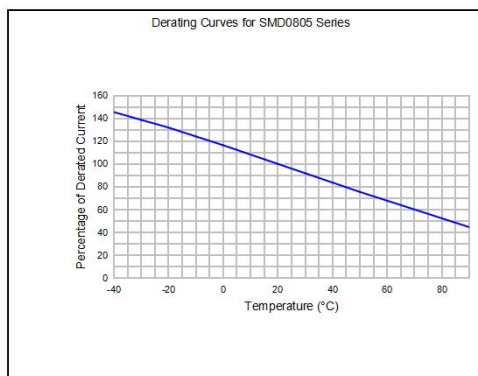
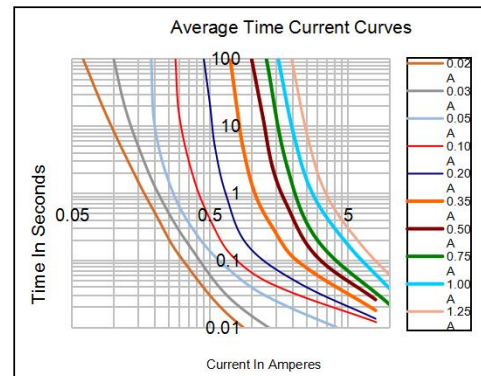
Model	Min.	A	Max.	Min.	B	Max.	Min.	C	Max.	D	Min.	E	Min.
SMD0805-075-8V	1.90		2.20	1.20		1.50	0.50		1.20		0.20		0.10

Dimensions & Marking**Recommended Pad Layout (mm)****Termination Pad Characteristics**

Terminal pad materials : Tin-plated Nickel-Copper
 Terminal pad solderability : Meets EIA specification RS186-9E and ANSI/J-STD-002 Category 3.

Rework

Use standard industry practices, the removal device must be replaced with a fresh one.

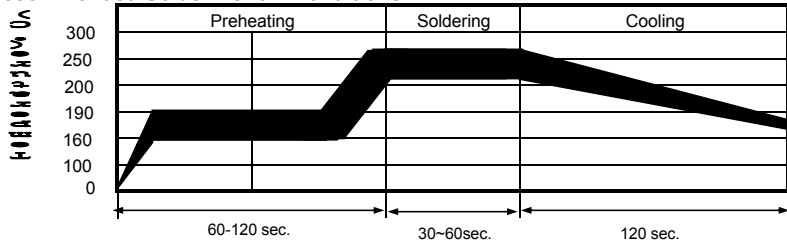
Thermal Derating Curve**Typical Time-To-Trip At 25°C****WARNING:**

- Use PPTC beyond the maximum ratings or improper use may result in device damage and possible electrical arcing and flame.
- PPTC are intended for protection against occasional over current or over temperature fault conditions and should not be used when repeated fault conditions or prolonged trip events are anticipated.
- Device performance can be impacted negatively if devices are handled in a manner inconsistent with recommended electronic, thermal, and mechanical procedures for electronic components.
- Use PPTC with a large inductance in circuit will generate a circuit voltage ($L di/dt$) above the rated voltage of the PPTC.
- Avoid impact PPTC device its thermal expansion like placed under pressure or installed in limited space.
- Contamination of the PPTC material with certain silicon based oils or some aggressive solvents can adversely impact the performance of the devices. PPTC SMD can be cleaned by standard methods.
- Requests that customers comply with our recommended solder pad layouts and recommended reflow profile. Improper board layouts or reflow profile could negatively impact solderability performance of our devices.

SMD0805-075-8V

Alpha-Top (Sea & Land Alliance)

Recommended Solder Reflow Conditions

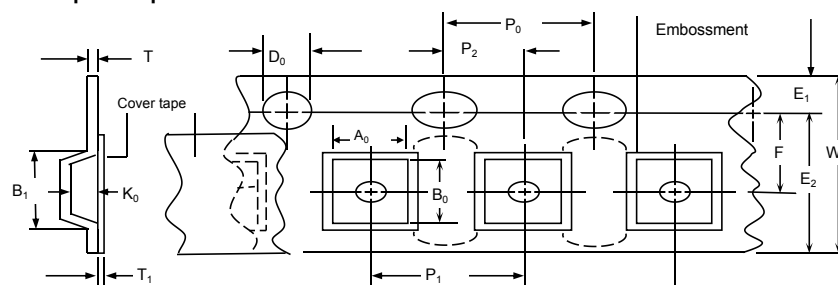


- Recommended reflow methods : IR, vapor phase oven, hot air oven.
 - Devices are not designed to be wave soldered to the bottom side of the board.
 - Recommended maximum paste thickness is 0.25 mm (0.010 inch).
 - Devices can be cleaned using standard method and solvents.
- Note : If reflow temperatures exceed the recommended profile, devices may not meet the performance requirements.

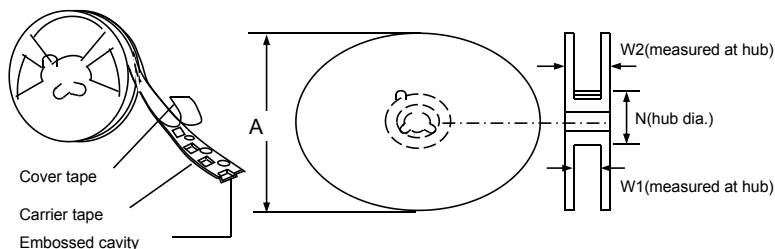
Tape And Reel Specifications (mm)

Governing Specifications	EIA 481-1
W	8.0 ± 0.3
P0	4.0 ± 0.10
P1	4.0 ± 0.10
P2	2.0 ± 0.05
A0	1.45 ± 0.10
B0	2.30 ± 0.10
B1max.	4.35
D0	1.55 ± 0.1, -0
F	3.5 ± 0.05
E1	1.75 ± 0.10
E2min.	6.25
T	0.25
T1max.	0.1
K0	0.74 ± 0.1
Leader min.	390
Trailer min.	160
Reel Dimensions	
A max.	178
N min.	60
W1	9.0 ± 0.5
W2	12.0 ± 0.05

EIA Tape Component Dimensions



EIA Reel Dimensions



Storage And Handling

- Storage conditions : 40°C max, 70% R.H.
- Devices may not meet specified performance if storage conditions are exceeded.

Order Information

SMD0805	075-8V	Packaging
Product name	Hold	Tape & Reel Quantity
Size 2012 mm / 0805 inch	Current	4,000 pcs/reel
SMD: surface mount device	0.75A	

Tape & reel packaging per EIA481-1

Labeling Information

TECHFUSE

Sea & Land Electronic Corp.

HF Pb RoHS

Model:
Part no.:
Spec.:
Lot no.:
Q'ty:

倉儲: 密封! 溫度: 18~33°C/濕度: 30~60% A