YCET | 兴康电子 XINCOM

YCET 研创电科

赣州研创电子科技有限公司
Ganzhou Yanchuang Electronic Technology Co., Ltd
江西兴康电子科技有限公司
Jiangxi Xincom Electronic Technology Co., Ltd

产品目录

类 别	产 品	页 码
EMC	**叠层片式通用磁珠 SCBG 系列** Multilayer Chip Ferrite General Bead SCBG Series	1-11
EMC	**叠层片式大电流磁珠 SCBW 系列** Multilayer Chip Large Current Bead SCBW Series	12-25
EMC	**叠层片式超大电流磁珠 SCBM 系列** Multilayer Chip Oversized Power Bead SCBM Series	26-38
EMC	**叠层片式音频磁珠 SCBE 系列** Multilayer Chip audio SCBE Series	39-41
Inductor	**叠层片式铁氧体电感 SCMI 系列** Multilayer Chip Ferrite Inductor SCMI Series	42-48
Inductor	**叠层片式大电流电感 SCMP 系列** Multilayer Chip Ferrite Large Current Inductor SCMP Series	49-54
Inductor	**叠层片式大电流电感 SCMH 系列** Multilayer Chip Ferrite Large Current Inductor SCMH Series	55-56
Inductor	**叠层片式高频电感 SCHF 系列** Multilayer Chip High Frequency Inductor SCHF Series	57-62
Inductor	**贴片(高频)绕线电感 SCWI-C 系列** SMD Wire Wound Chip Inductor SCWI-C Series	63-70
Power Inducto	**贴片(铁氧体)绕线电感 SCWI-F 系列** SMD Wire Wound Chip Inductor SCWI-F Series	71-77
Power Inducto	**贴片功率电感 SCNR 系列** SMD Power Inductor SCNR Series	78-84
Power Inducto	**贴片功率电感 SCCD 系列** SMD Power Inductor SCCD Series	85-92

Multilayer Chip Ferrite General Bead SCBG Series 叠层片式通用磁珠 SCBG 系列

Features 特点

- Multilayer monolithic construction yields high reliability
  独石结构、高可靠性
- Excellent solderability and heat resistance for either flow or reflow soldering 良好的可焊性和耐焊性
- Substantial EMI suppression over a wide frequency range 在宽频段有显著的抑制噪声效果

Applications 应用

- Noise suppression in digital equipment such as computer and its peripheral devices, DVD, camera, OA equipments, etc 电脑及周边设备、DVD、照相机、办公设备等噪声控制

Product Identification 产品标识

SCBG	321609	U	102	T
①	②	③	④	⑤

① Series name 系列名称

② Dimension 产品尺寸 L×W×T：【321609: 3.2mm×1.6mm×0.9mm】

③ Material code 材料代码

④ Impedance阻抗：【100=10Ω 101=100Ω 102=1000Ω】

⑤ Packing Style：【 T: Taping 编带盘装B: Bulk 散装】

Shapes And Dimensions 外形及尺寸示意图

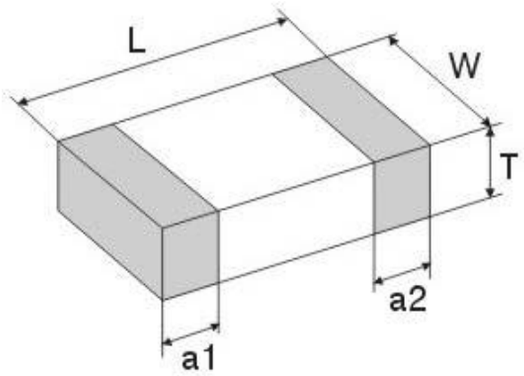

Type	Dimensions (mm) [inch]			
	L	W	T	a1, a2
100505 [0402]	1.00±0.15 [0.04±0.006]	0.50±0.15 [0.02±0.006]	0.50±0.15 [0.02±0.006]	0.25±0.10 [0.01±0.004]
160808 [0603]	1.60±0.20 [0.063±0.008]	0.80±0.20 [0.031±0.008]	0.80±0.20 [0.031±0.008]	0.30±0.20 [0.012±0.008]
201209 [0805]	2.00±0.20 [0.079±0.008]	1.20±0.20 [0.049±0.008]	0.90±0.20 [0.035±0.008]	0.50±0.30 [0.02±0.012]
321609 [1206]	3.20±0.20 [0.126±0.008]	1.60±0.20 [0.063±0.008]	0.90±0.20 [0.035±0.008]	0.50±0.30 [0.02±0.012]

Electrical Characteristics 电气性能

SCBG100505 Series

Part Number	Impedance (Ω)	Z Test Freq. (MHz)	RDC(Ω) Max.	Ir(mA) Max.
SCBG100505U000T	0~15	100	0.05	500
SCBG100505U050T	0~15	100	0.05	500
SCBG100505U070T	0~15	100	0.05	500
SCBG100505U090T	0~15	100	0.05	500
SCBG100505U100T	0~15	100	0.05	500
SCBG100505U110T	0~15	100	0.05	500
SCBG100505U150T	9~21	100	0.05	500
SCBG100505U190T	12~25	100	0.10	300
SCBG100505U220T	22±25%	100	0.13	300
SCBG100505U260T	26±25%	100	0.13	300
SCBG100505U300T	31±25%	100	0.20	300
SCBG100505U310T	31±25%	100	0.20	300
SCBG100505U330T	33±25%	100	0.20	300
SCBG100505U360T	36±25%	100	0.20	300
SCBG100505U600T	60±25%	100	0.30	200
SCBG100505U700T	70±25%	100	0.35	200
SCBG100505U750T	60±25%	100	0.35	200
SCBG100505U800T	80±25%	100	0.35	200
SCBG100505U101T	100±25%	100	0.35	200
SCBG100505U121T	120±25%	100	0.40	200
SCBG100505U151T	150±25%	100	0.47	200
SCBG100505U181T	180±25%	100	0.52	150
SCBG100505U201T	200±25%	100	0.52	150
SCBG100505U221T	220±25%	100	0.52	150
SCBG100505U301T	300±25%	100	0.65	100
SCBG100505U331T	330±25%	100	0.90	100
SCBG100505U471T	470±25%	100	0.90	100
SCBG100505U501T	500±25%	100	0.90	100
SCBG100505U601T	600±25%	100	1.00	100
SCBG100505U801T	800±25%	100	1.30	100
SCBG100505U102T	1000±25%	100	1.40	100
SCBG100505U122T	1200±25%	100	1.80	25

Electrical Characteristics 电气性能

SCBG160808 Series

Part Number	Impedance (Ω)	Z Test Freq. (MHz)	RDC(Ω) Max.	Ir(mA) Max.
SCBG160808U000T	0~15	100	0.05	2000
SCBG160808U050T	0~15	100	0.05	2000
SCBG160808U070T	0~15	100	0.05	2000
SCBG160808U090T	0~15	100	0.05	2000
SCBG160808U100T	0~15	100	0.05	2000
SCBG160808U110T	0~15	100	0.05	2000
SCBG160808U150T	9~21	100	0.05	2000
SCBG160808U190T	12~25	100	0.05	2000
SCBG160808U220T	22±25%	100	0.05	2000
SCBG160808U300T	30±25%	100	0.05	1000
SCBG160808U310T	31±25%	100	0.05	1000
SCBG160808U330T	33±25%	100	0.05	1000
SCBG160808U600T	60±25%	100	0.15	400
SCBG160808U700T	70±25%	100	0.15	400
SCBG160808U750T	75±25%	100	0.15	400
SCBG160808U800T	80±25%	100	0.15	400
SCBG160808U900T	90±25%	100	0.20	300
SCBG160808U101T	100±25%	100	0.20	300
SCBG160808U121T	120±25%	100	0.20	300
SCBG160808U151T	150±25%	100	0.20	300
SCBG160808U181T	180±25%	100	0.30	300
SCBG160808U201T	200±25%	100	0.30	300
SCBG160808U221T	220±25%	100	0.30	300
SCBG160808U301T	300±25%	100	0.35	200
SCBG160808U331T	330±25%	100	0.45	200
SCBG160808U471T	470±25%	100	0.45	200
SCBG160808U501T	500±25%	100	0.45	200
SCBG160808U601T	600±25%	100	0.45	200
SCBG160808U801T	800±25%	100	0.60	200
SCBG160808U102T	1000±25%	100	0.60	200
SCBG160808U122T	1200±25%	100	0.70	200
SCBG160808U152T	1500±25%	100	0.70	200
SCBG160808U182T	1800±25%	100	0.90	150
SCBG160808U202T	2000±25%	100	1.10	150
SCBG160808U222T	2200±25%	100	1.20	100
SCBG160808U252T	2500±25%	100	1.30	50

Electrical Characteristics 电气性能

SCBG201209 Series

Part Number	Impedance (Ω)	Z Test Freq. (MHz)	RDC(Ω) Max.	Ir(mA) Max.
SCBG201209U000T	0~15	100	0.04	2200
SCBG201209U050T	0~15	100	0.04	2200
SCBG201209U070T	0~15	100	0.04	2200
SCBG201209U090T	0~15	100	0.04	2200
SCBG201209U100T	0~15	100	0.04	2200
SCBG201209U110T	0~15	100	0.04	2200
SCBG201209U150T	9~21	100	0.04	2200
SCBG201209U190T	12~25	100	0.04	2200
SCBG201209U220T	22±25%	100	0.05	1500
SCBG201209U260T	26±25%	100	0.05	1500
SCBG201209U300T	30±25%	100	0.05	1500
SCBG201209U310T	31±25%	100	0.05	1500
SCBG201209U330T	33±25%	100	0.05	1500
SCBG201209U400T	40±25%	100	0.10	1000
SCBG201209U500T	50±25%	100	0.10	1000
SCBG201209U600T	60±25%	100	0.10	1000
SCBG201209U700T	70±25%	100	0.10	1000
SCBG201209U800T	80±25%	100	0.10	1000
SCBG201209U900T	90±25%	100	0.15	800
SCBG201209U101T	100±25%	100	0.15	800
SCBG201209U121T	120±25%	100	0.15	800
SCBG201209U151T	150±25%	100	0.18	700
SCBG201209U181T	180±25%	100	0.18	700
SCBG201209U221T	220±25%	100	0.20	600
SCBG201209U301T	300±25%	100	0.20	600
SCBG201209U331T	330±25%	100	0.30	550
SCBG201209U391T	330±25%	100	0.30	550
SCBG201209U471T	470±25%	100	0.30	550
SCBG201209U501T	500±25%	100	0.30	550
SCBG201209U601T	600±25%	100	0.30	550
SCBG201209U801T	800±25%	100	0.35	500
SCBG201209U102T	1000±25%	100	0.35	500
SCBG201209U122T	1200±25%	100	0.40	500
SCBG201209U152T	1500±25%	100	0.40	500
SCBG201209U202T	2000±25%	100	0.45	500
SCBG201209U222T	2200±25%	100	0.45	500
SCBG201209U252T	2500±25%	50	0.50	400
SCBG201209U272T	2700±25%	50	0.60	200
SCBG201209U302T	3000±25%	50	0.60	200

Electrical Characteristics 电气性能

SCBG321609 Series

Part Number	Impedance (Ω)	Z Test Freq. (MHz)	RDC(Ω) Max.	Ir(mA) Max.
SCBG321609U000T	0~15	100	0.05	2200
SCBG321609U050T	0~15	100	0.05	2200
SCBG321609U070T	0~15	100	0.05	2200
SCBG321609U090T	0~15	100	0.05	2000
SCBG321609U100T	0~15	100	0.05	2000
SCBG321609U110T	0~15	100	0.05	2000
SCBG321609U150T	9~21	100	0.05	2000
SCBG321609U190T	12~25	100	0.05	2000
SCBG321609U220T	22±25%	100	0.05	2000
SCBG321609U300T	30±25%	100	0.05	2000
SCBG321609U310T	31±25%	100	0.05	2000
SCBG321609U500T	50±25%	100	0.10	1000
SCBG321609U600T	60±25%	100	0.10	1000
SCBG321609U700T	70±25%	100	0.10	1000
SCBG321609U750T	75±25%	100	0.10	1000
SCBG321609U800T	80±25%	100	0.10	1000
SCBG321609U900T	90±25%	100	0.10	1000
SCBG321609U101T	100±25%	100	0.10	1000
SCBG321609U121T	120±25%	100	0.10	1000
SCBG321609U151T	150±25%	100	0.15	1000
SCBG321609U181T	180±25%	100	0.15	1000
SCBG321609U221T	220±25%	100	0.20	800
SCBG321609U301T	300±25%	100	0.20	800
SCBG321609U331T	330±25%	100	0.30	600
SCBG321609U471T	301±25%	100	0.30	600
SCBG321609U501T	500±25%	100	0.30	600
SCBG321609U601T	600±25%	100	0.30	600
SCBG321609U801T	800±25%	100	0.35	600
SCBG321609U102T	1000±25%	100	0.35	600
SCBG321609U122T	1200±25%	100	0.60	300
SCBG321609U152T	1500±25%	50	0.60	300
SCBG321609U182T	1800±25%	50	0.80	100
SCBG321609U202T	2000±25%	50	1.00	100
SCBG321609U252T	2500±25%	50	1.20	50
SCBG321609U302T	3000±25%	50	1.50	50

Impedance Frequency Characteristics 阻抗频率性能

SCBG100505 Series

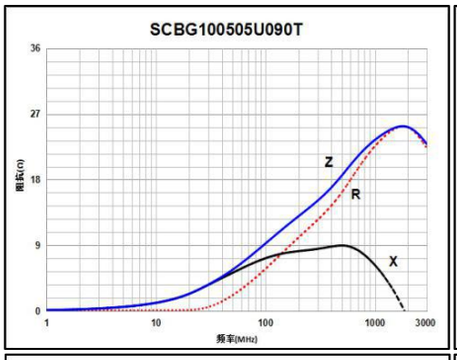

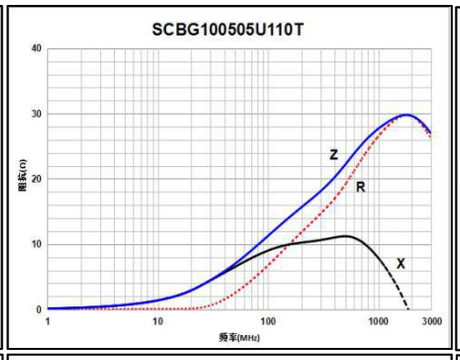

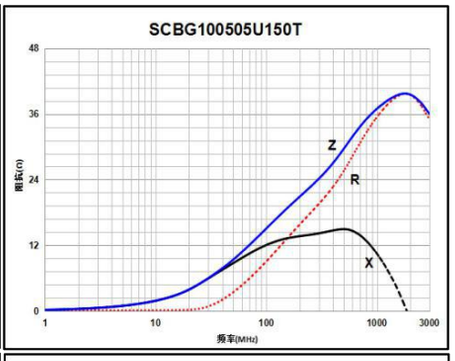

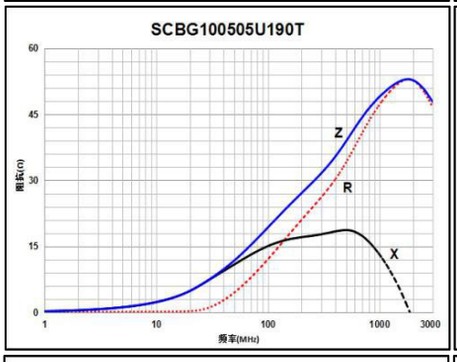

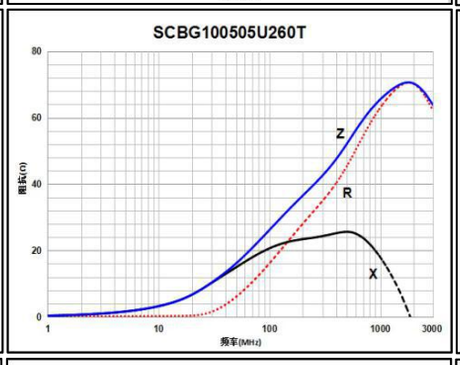

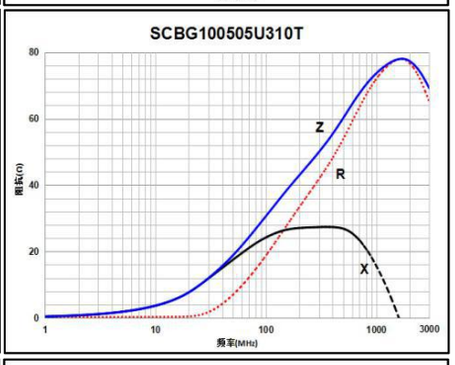

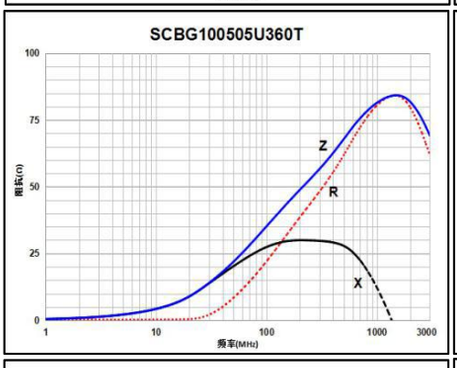

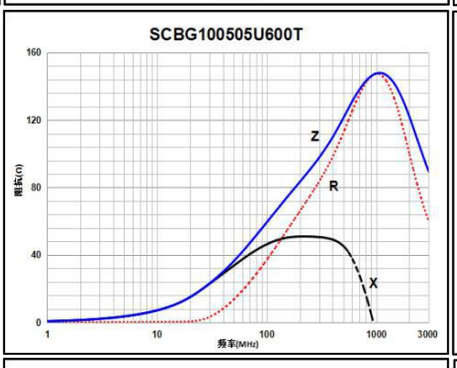

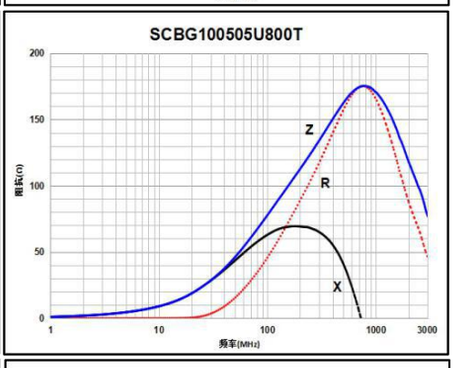

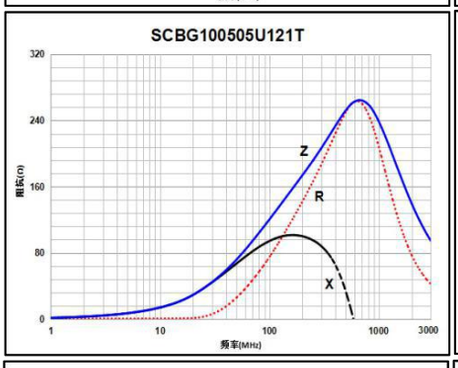

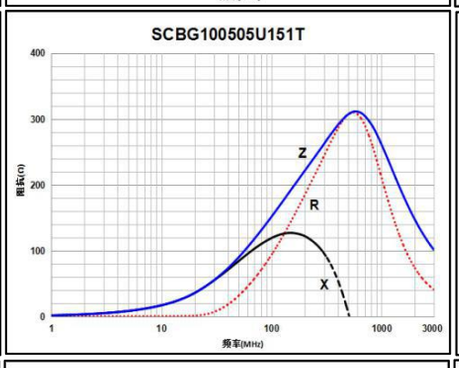

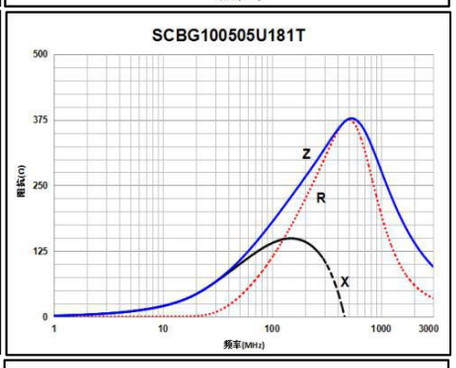

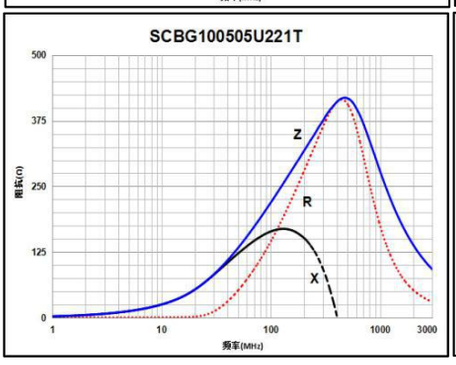

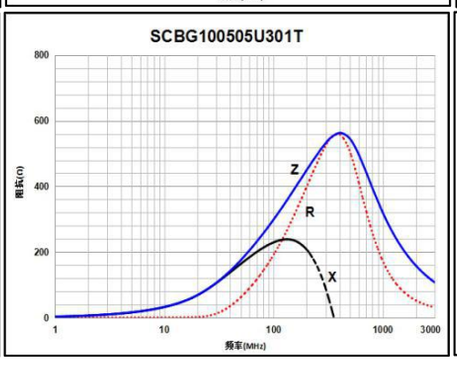

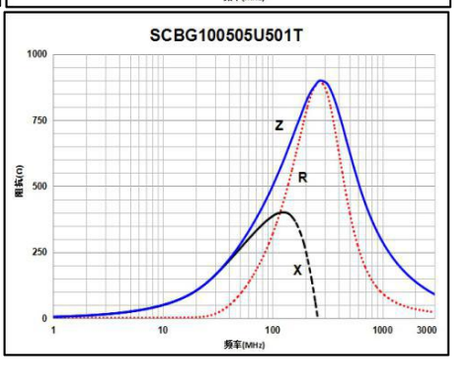

Impedance Frequency Characteristics 阻抗频率性能

SCBG100505 Series

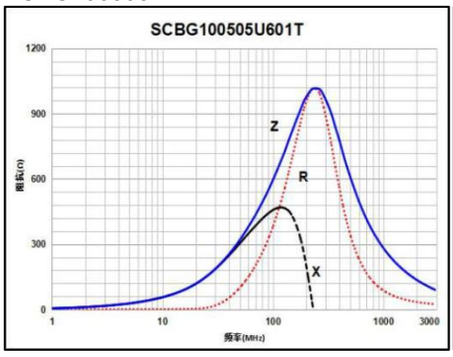

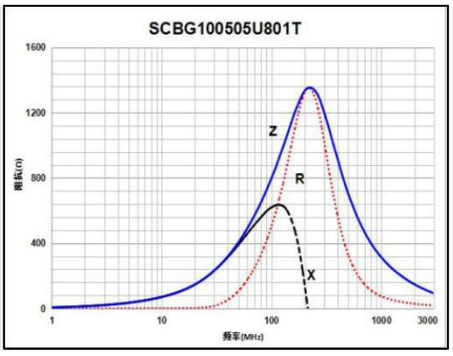

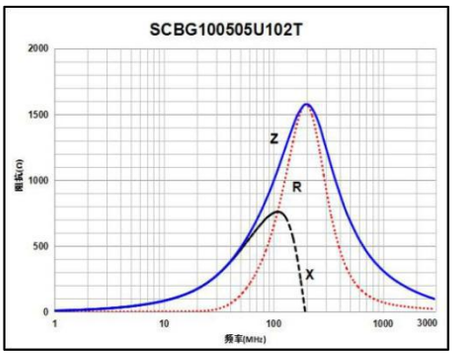

SCBG160808 Series

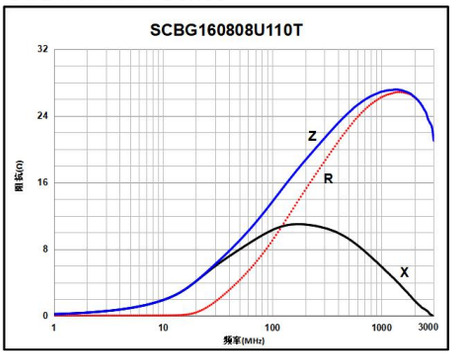

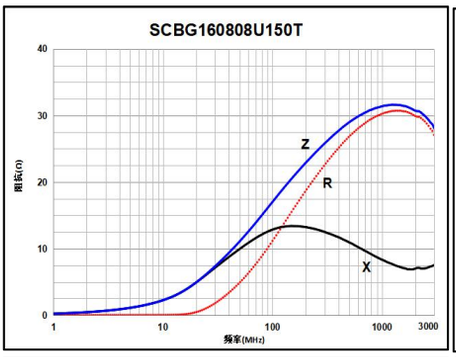

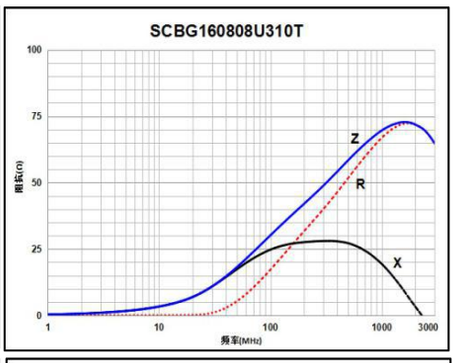

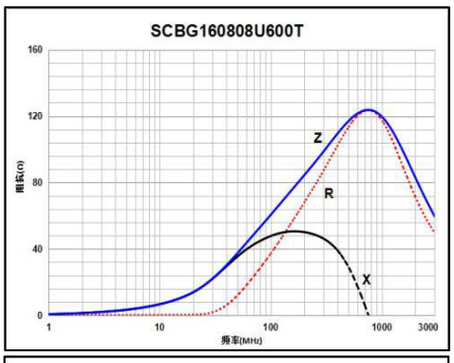

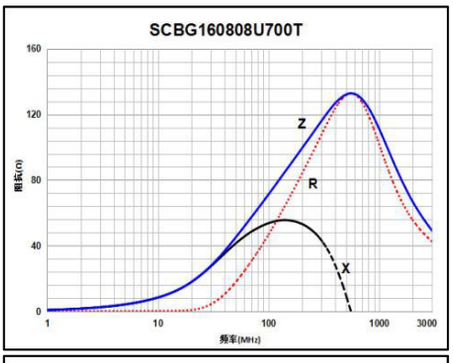

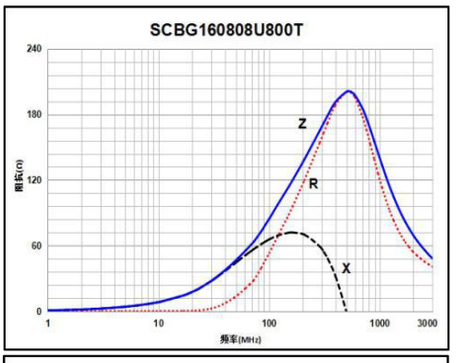

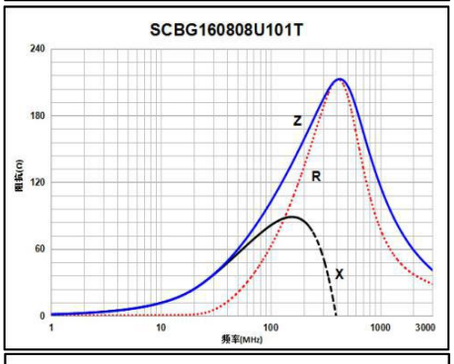

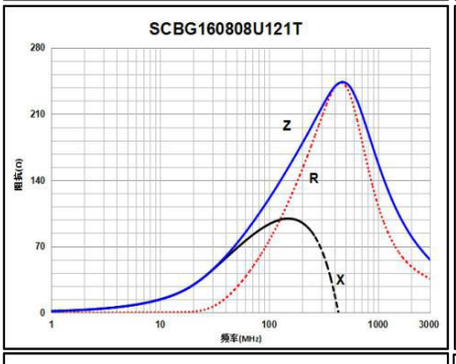

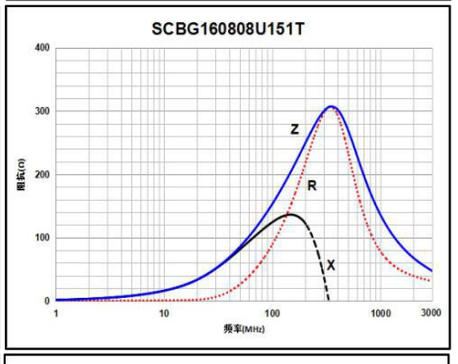

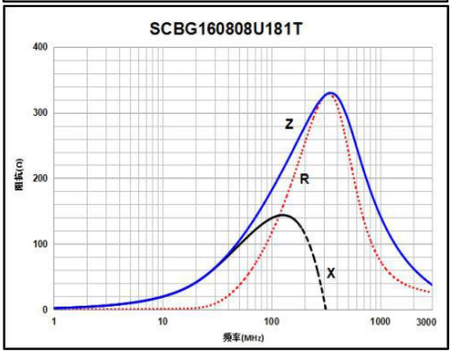

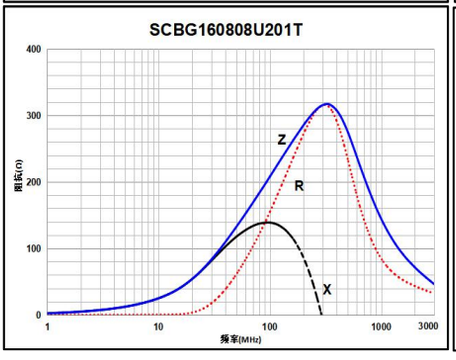

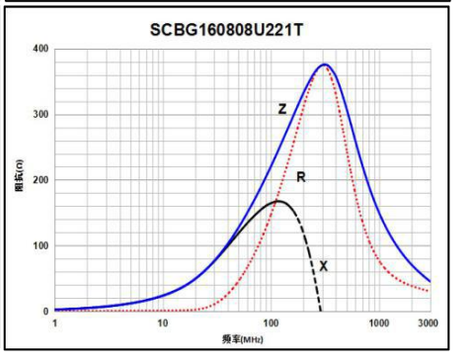

Impedance Frequency Characteristics 阻抗频率性能

SCBG160808 Series

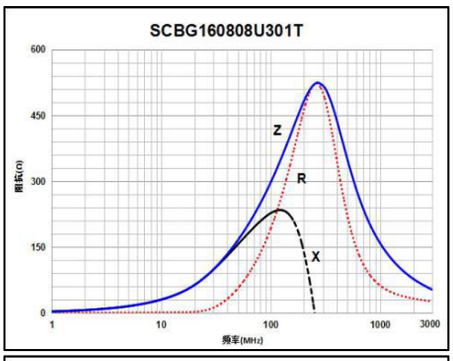

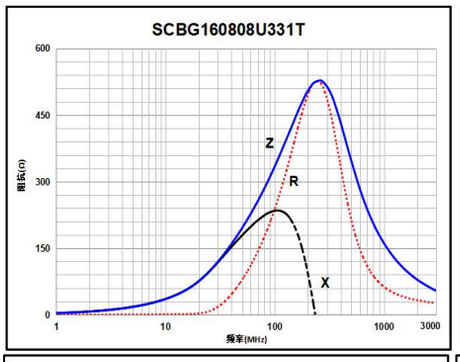

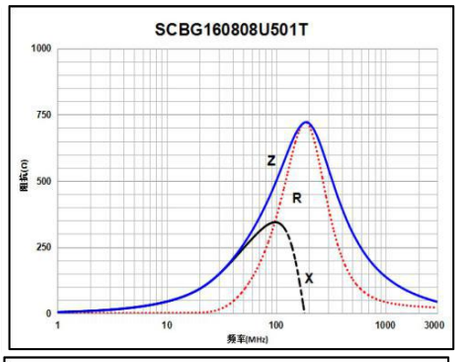

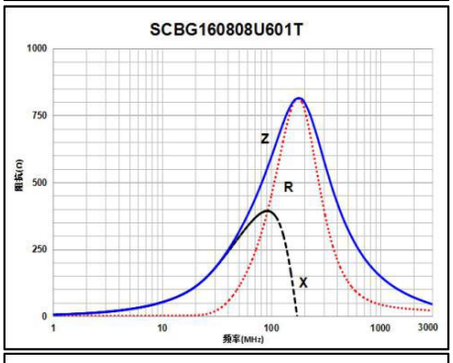

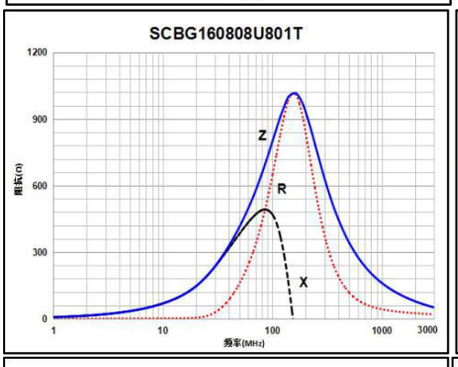

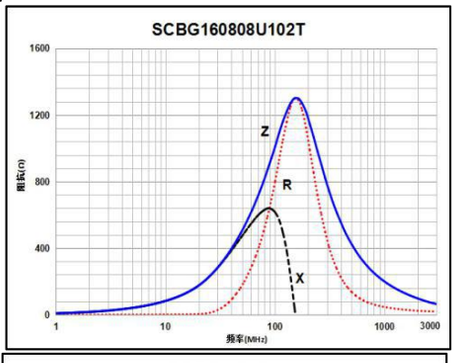

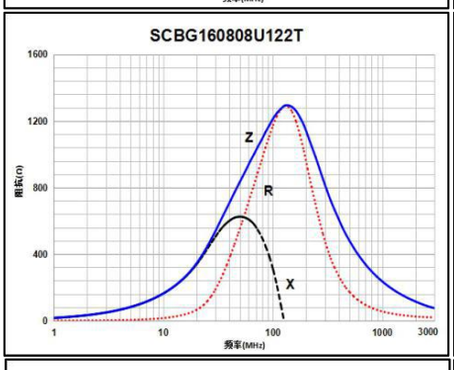

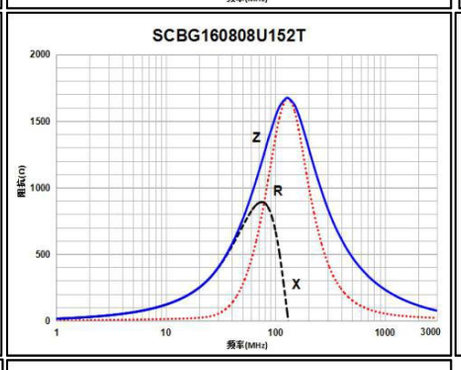

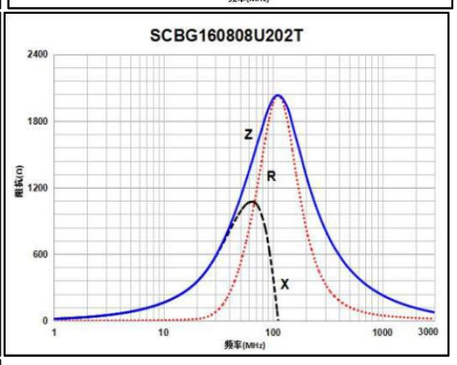

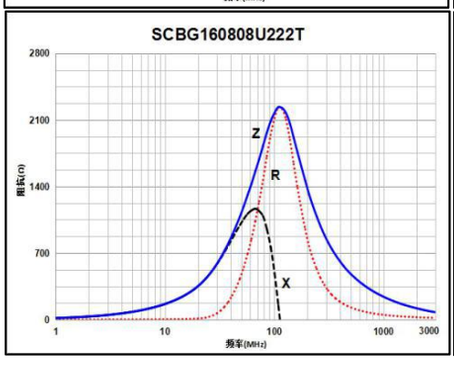

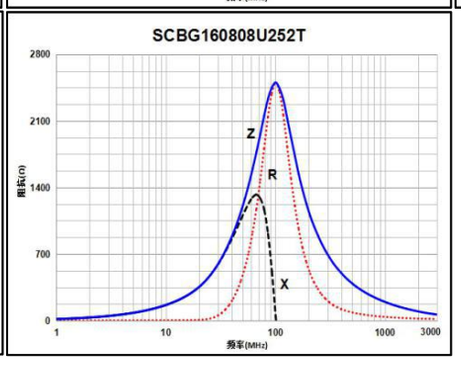

SCBG201209 Series

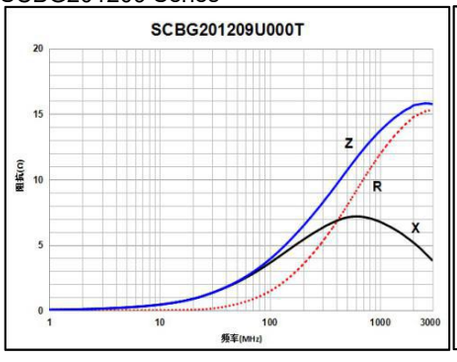

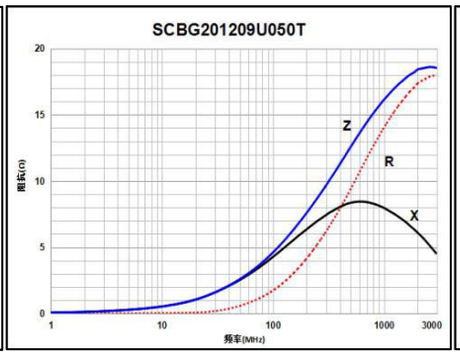

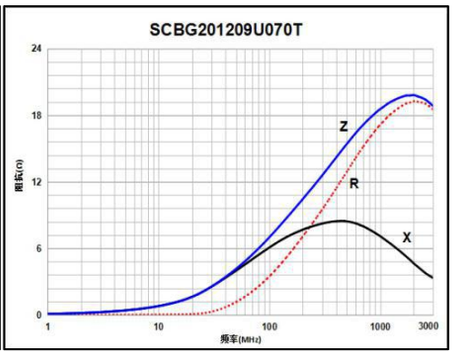

Impedance Frequency Characteristics 阻抗频率性能

SCBG201209 Series

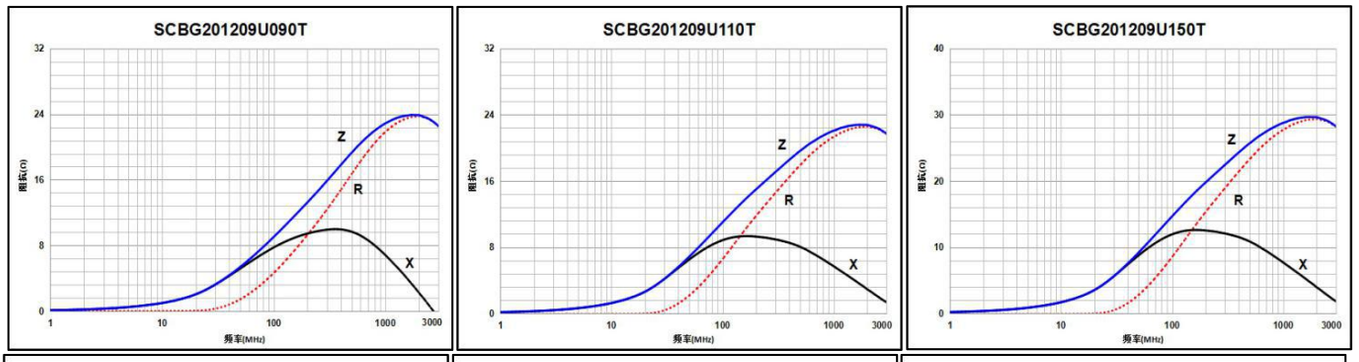

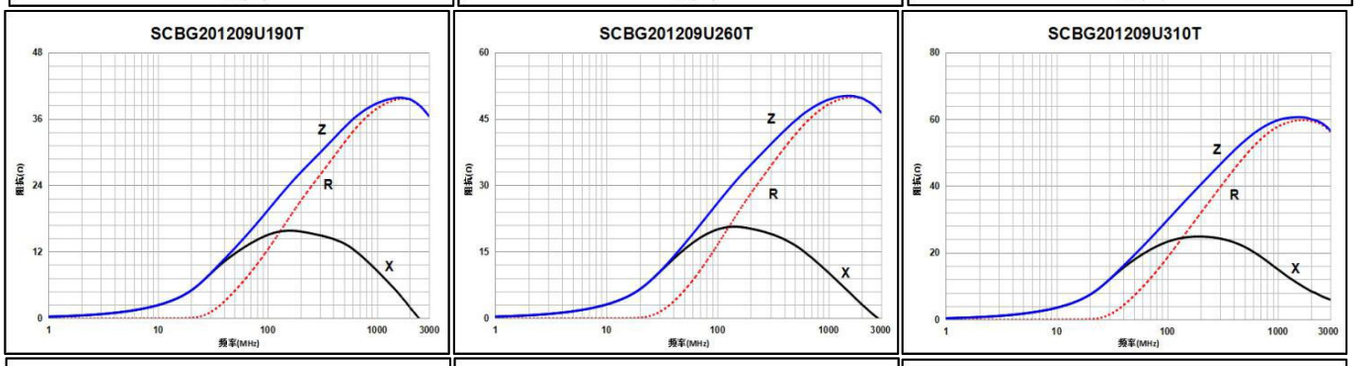

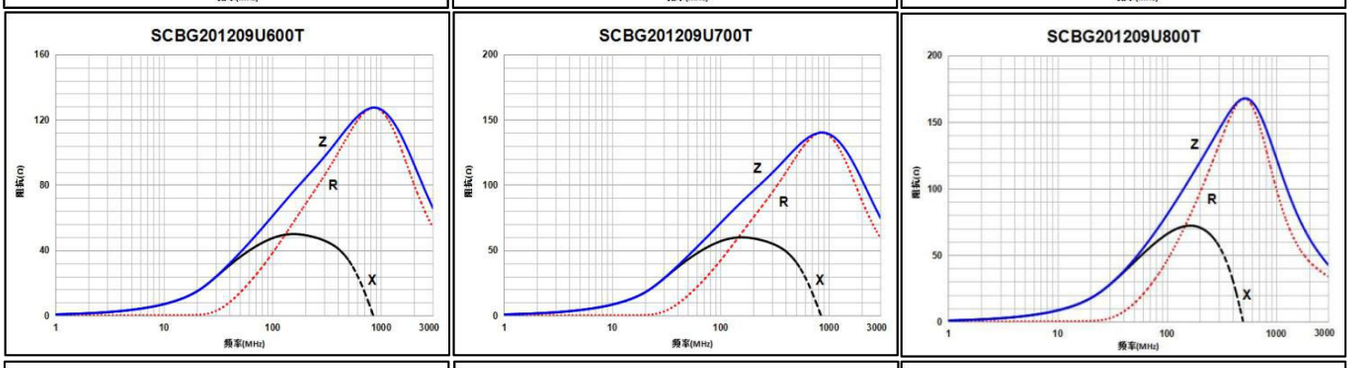

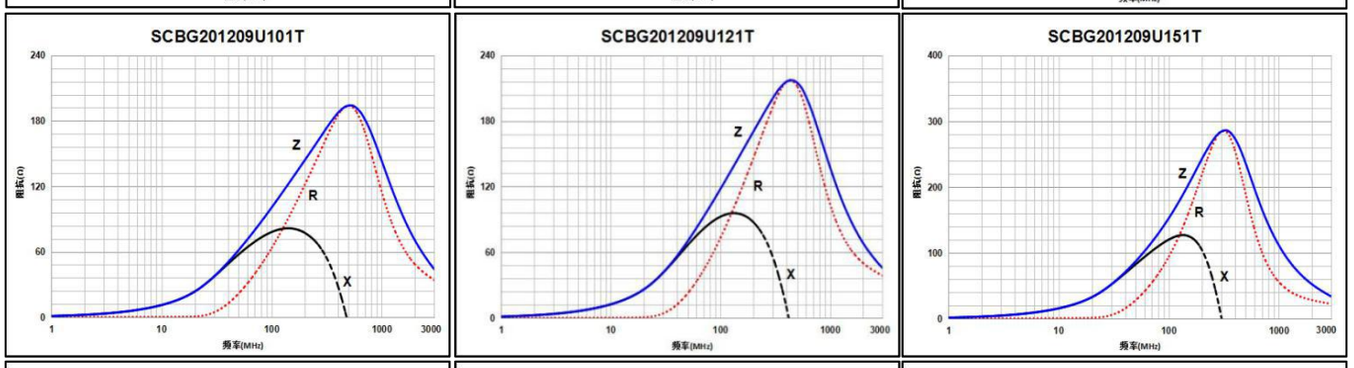

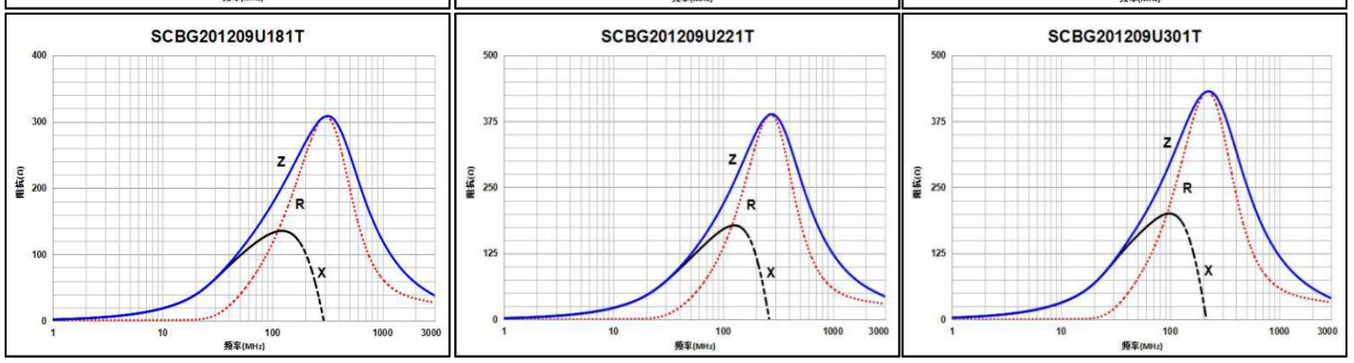

Impedance Frequency Characteristics 阻抗频率性能

SCBG201209 Series

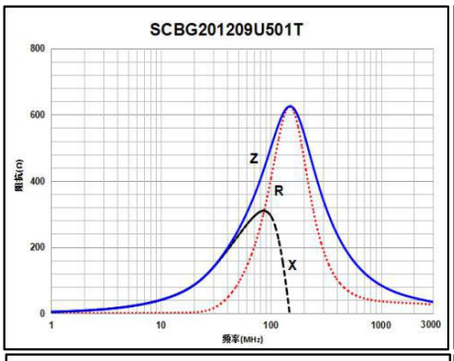

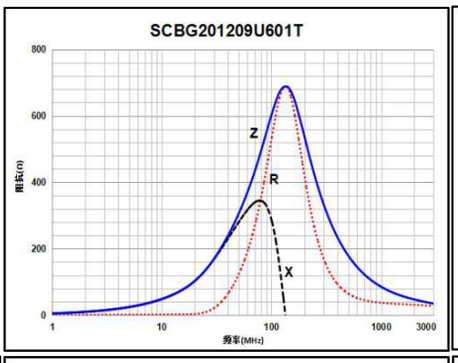

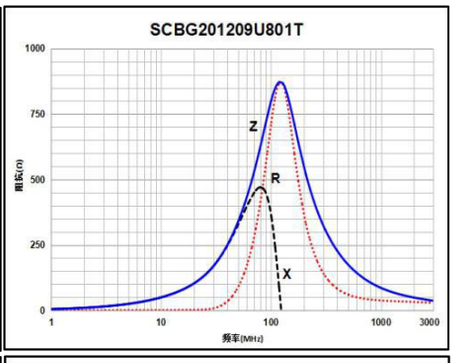

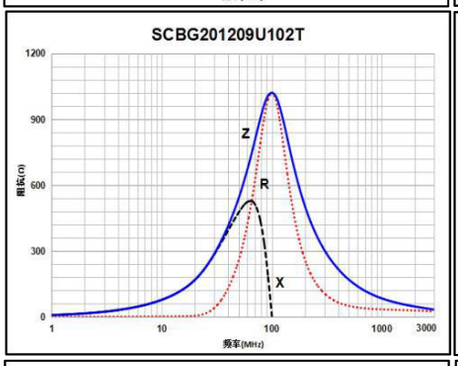

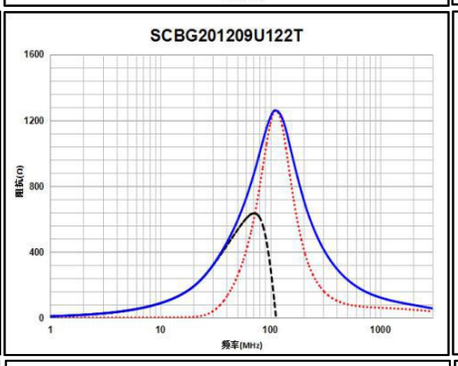

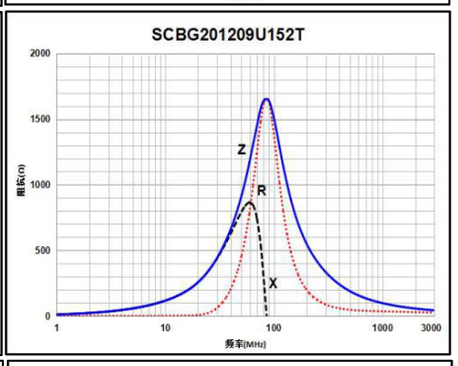

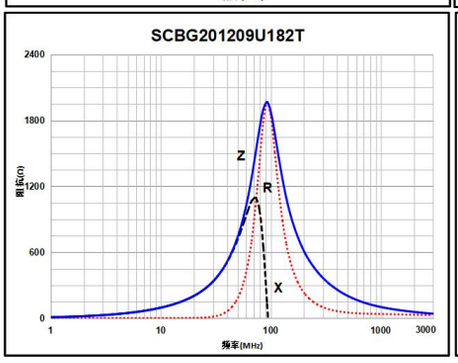

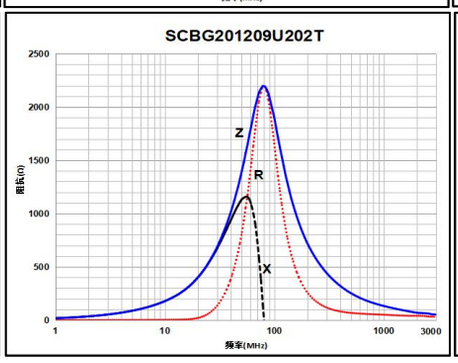

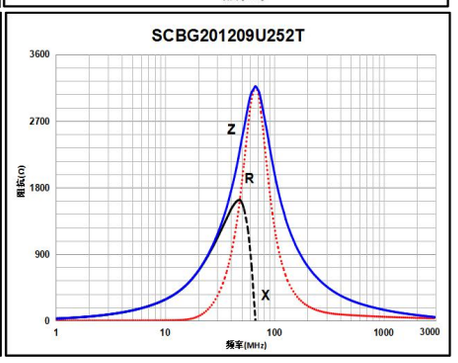

SCBG321609 Series

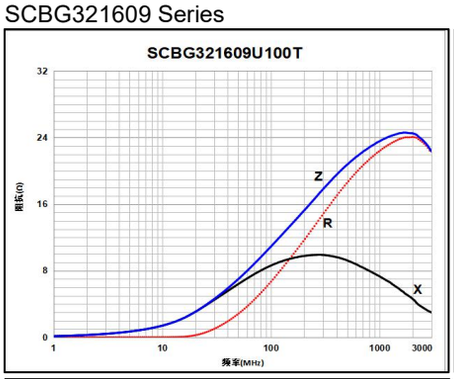

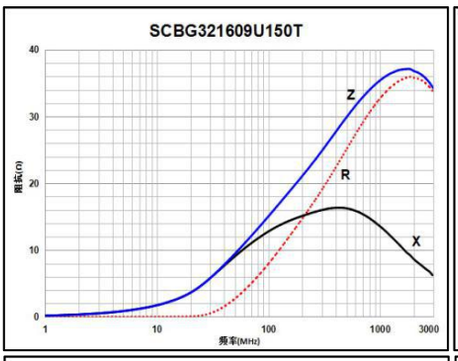

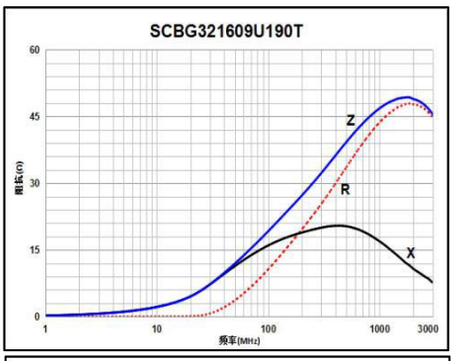

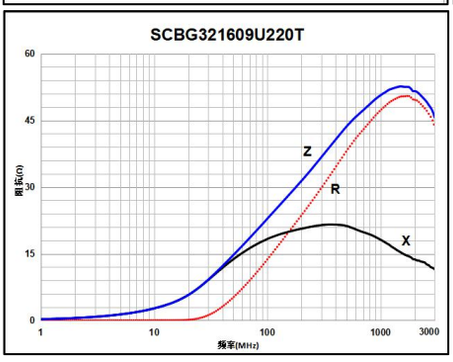

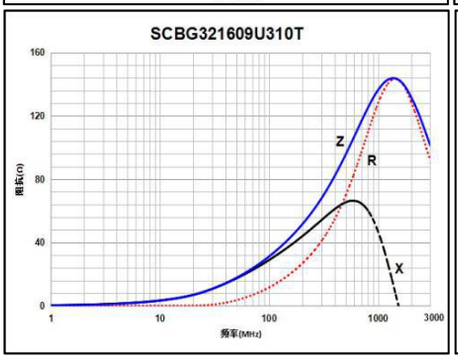

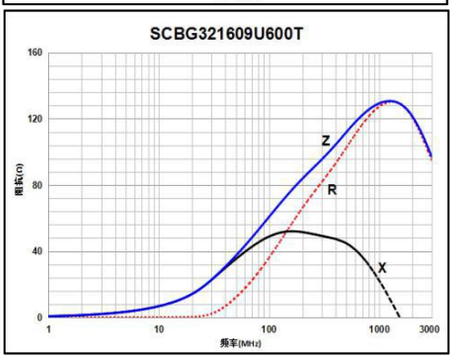

Impedance Frequency Characteristics 阻抗频率性能

SCBG321609 Series

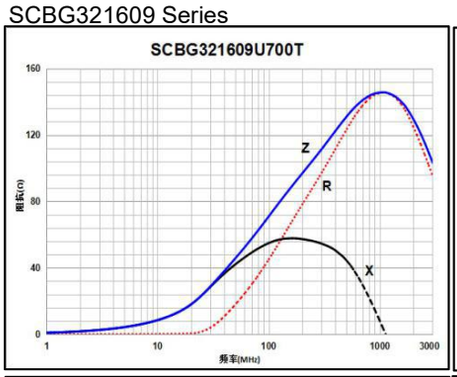

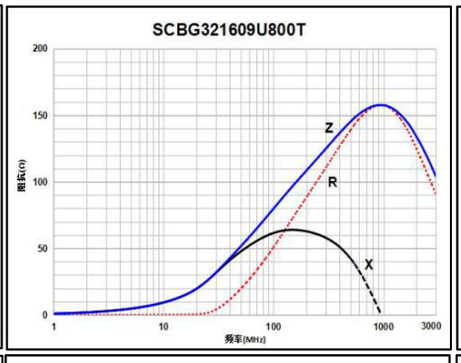

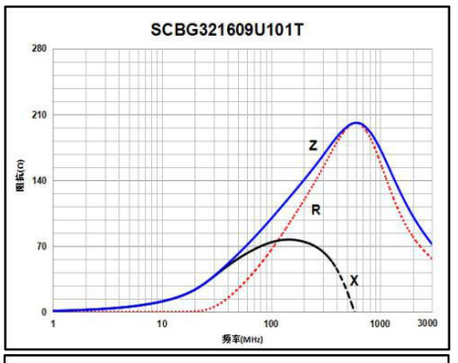

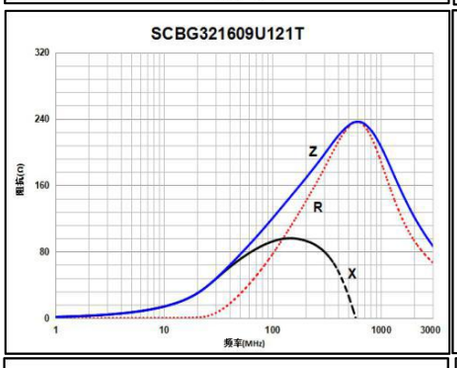

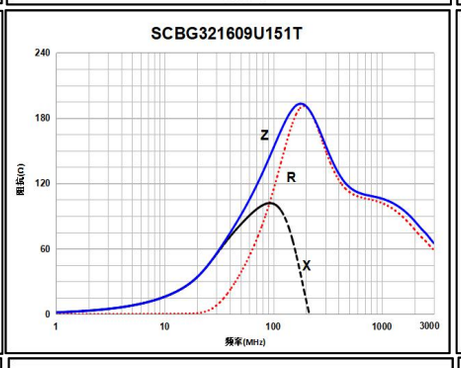

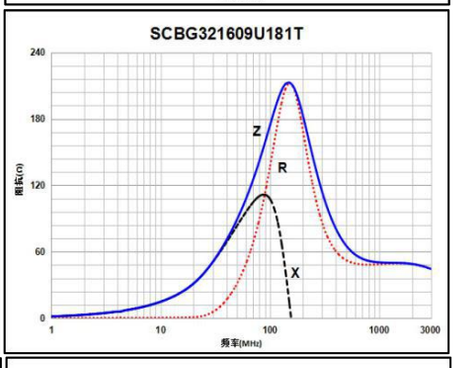

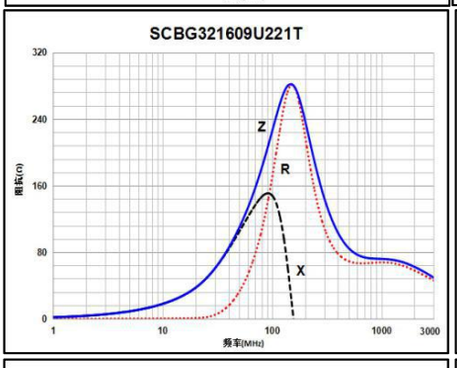

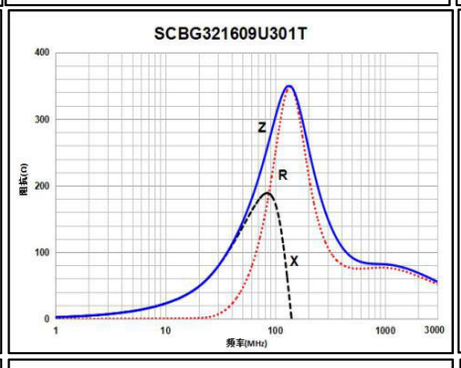

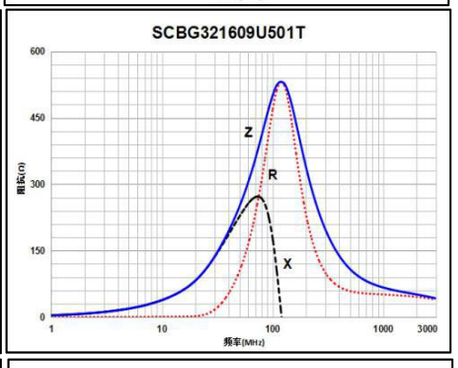

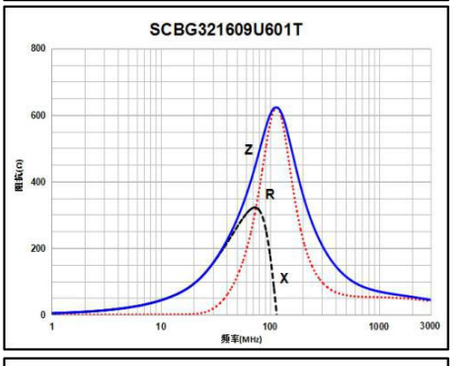

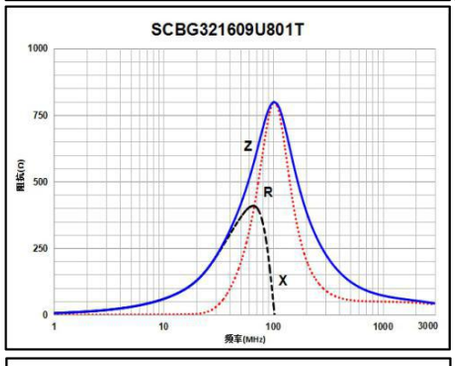

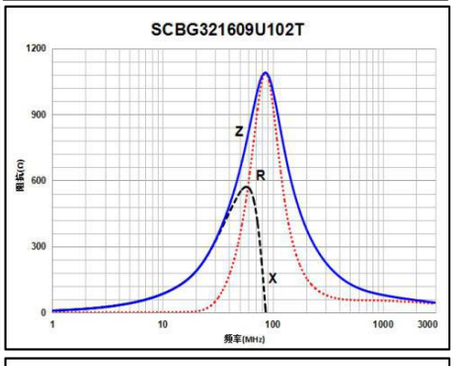

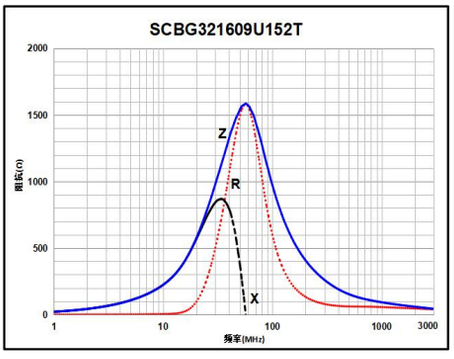

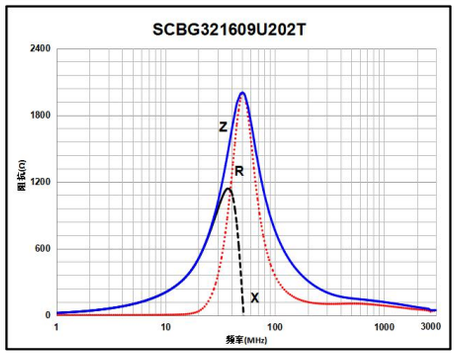

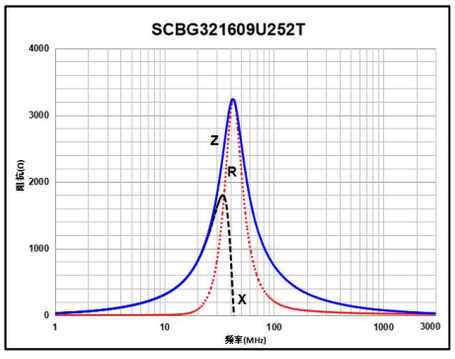

Multilayer Chip Large Current Bead SCBW Series 叠层片式大电流磁珠 SCBW 系列

Features 特点

- Multilayer monolithic construction yields high reliability

独石结构、高可靠性

- A unique terminal electrode structure ensures high permissible current, 6A max.

特别的设计可承受最大 6A 的电流

- High impedance over a vide frequency range

在较宽的频段具有高阻抗

Applications 应用

- Video equipment, audio equipment 视频音频设备
- Automotive electrical equipment 电气自动化设备
- Communication equipment 通讯设备
- OA equipment and other OA 设备及其它领域

Product Identification 产品标识

SCBW	201209	U	121	T
①	②	③	④	⑤

① Series name 系列名称

② Dimension 产品尺寸 L×W×T：【201209: 2.0mm×1.2 mm×0.9mm】

③ Material code 材料代码

④ Impedance 阻抗：【100=10Ω 101=100Ω 102=1000Ω】

⑤ Packing Style：【 T: Taping 编带盘装B: Bulk 散装】

Shapes And Dimensions 外形及尺寸示意图

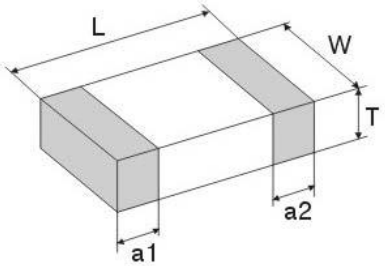

Type	Dimensions (mm) [inch]			
	L	W	T	a1, a2
100505 [0402]	1.00±0.15 [0.04±0.006]	0.50±0.15 [0.02±0.006]	0.50±0.15 [0.02±0.006]	0.25±0.10 [0.01±0.004]
160808 [0603]	1.60±0.20 [0.063±0.008]	0.80±0.20 [0.031±0.008]	0.80±0.20 [0.031±0.008]	0.30±0.20 [0.012±0.008]
201209 [0805]	2.00±0.20 [0.079±0.008]	1.20±0.20 [0.049±0.008]	0.90±0.20 [0.035±0.008]	0.50±0.30 [0.02±0.012]
321609 [1206]	3.20±0.20 [0.126±0.008]	1.60±0.20 [0.063±0.008]	0.90±0.20 [0.035±0.008]	0.50±0.30 [0.02±0.012]
322513 [1210]	3.20±0.20 [0.126±0.008]	2.50±0.20 [0.098±0.008]	1.30±0.20 [0.051±0.008]	0.50±0.30 [0.02±0.012]
451616 [1806]	4.50±0.20 [0.180±0.008]	1.60±0.20 [0.063±0.008]	1.60±0.20 [0.063±0.008]	0.50±0.30 [0.02±0.012]
453215 [1812]	4.50±0.20 [0.180±0.008]	3.20±0.20 [0.126±0.008]	1.50±0.20 [0.06±0.008]	0.50±0.30 [0.02±0.012]

Electrical Characteristics 电气性能

SCBW100505 Series

Part Number	Impedance (Ω)	Z Test Freq. (MHz)	RDC(Ω) Max.	Ir(mA) Max.
SCBW100505U000T	0~15	100	0.04	1800
SCBW100505U050T	0~15	100	0.04	1800
SCBW100505U070T	0~15	100	0.04	1800
SCBW100505U090T	0~15	100	0.04	1800
SCBW100505U100T	0~15	100	0.04	1800
SCBW100505U110T	0~15	100	0.04	1800
SCBW100505U150T	9~21	100	0.04	1800
SCBW100505U190T	12~25	100	0.06	1800
SCBW100505U260T	26±25%	100	0.06	1800
SCBW100505U300T	30±25%	100	0.08	1800
SCBW100505U310T	31±25%	100	0.08	1800
SCBW100505U360T	36±25%	100	0.13	1800
SCBW100505U470T	47±25%	100	0.13	1000
SCBW100505U600T	60±25%	100	0.13	1000
SCBW100505U750T	75±25%	100	0.17	1000
SCBW100505U800T	80±25%	100	0.17	1000
SCBW100505U101T	100±25%	100	0.20	900
SCBW100505U121T	120±25%	100	0.25	700
SCBW100505U151T	150±25%	100	0.25	700
SCBW100505U181T	180±25%	100	0.30	700
SCBW100505U201T	200±25%	100	0.30	700
SCBW100505U221T	220±25%	100	0.30	700
SCBW100505U301T	300±25%	100	0.40	400
SCBW100505U331T	330±25%	100	0.60	300
SCBW100505U501T	500±25%	100	0.60	300
SCBW100505U601T	600±25%	100	0.60	300
SCBW100505U801T	800±25%	100	0.80	250
SCBW100505U102T	1000±25%	100	0.90	250
SCBW100505U122T	1200±25%	100	1.10	150

SCBW160808 Series

Part Number	Impedance (Ω)	Z Test Freq. (MHz)	RDC(Ω) Max.	Ir(mA) Max.
SCBW160808U000T	0~15	100	0.02	3000
SCBW160808U050T	0~15	100	0.02	3000
SCBW160808U070T	0~15	100	0.02	3000
SCBW160808U090T	0~15	100	0.02	3000
SCBW160808U100T	0~15	100	0.02	3000
SCBW160808U110T	0~15	100	0.02	3000

Electrical Characteristics 电气性能

SCBW160808 Series

Part Number	Impedance (Ω)	Z Test Freq. (MHz)	RDC(Ω) Max.	Ir(mA) Max.
SCBW160808U150T	9~21	100	003	3000
SCBW160808U190T	12~25	100	003	3000
SCBW160808U220T	22±25%	100	003	3000
SCBW160808U300T	30±25%	100	003	3000
SCBW160808U310T	31±25%	100	003	3000
SCBW160808U330T	33±25%	100	003	3000
SCBW160808U400T	40±25%	100	0.10	1500
SCBW160808U500T	50±25%	100	0.10	1500
SCBW160808U600T	60±25%	100	0.10	1500
SCBW160808U700T	70±25%	100	0.10	1500
SCBW160808U750T	75±25%	100	0.10	1500
SCBW160808U800T	80±25%	100	0.10	1500
SCBW160808U900T	90±25%	100	0.12	1400
SCBW160808U101T	100±25%	100	0.12	1400
SCBW160808U121T	120±25%	100	0.14	1300
SCBW160808U151T	150±25%	100	0.15	1200
SCBW160808U181T	180±25%	100	0.15	1200
SCBW160808U201T	200±25%	100	0.18	1200
SCBW160808U221T	220±25%	100	0.18	1200
SCBW160808U301T	300±25%	100	0.20	1200
SCBW160808U331T	330±25%	100	0.30	1000
SCBW160808U471T	470±25%	100	0.30	1000
SCBW160808U501T	500±25%	100	0.30	1000
SCBW160808U601T	600±25%	100	0.30	1000
SCBW160808U801T	800±25%	100	0.35	500
SCBW160808U102T	1000±25%	100	0.40	500
SCBW160808U122T	1200±25%	100	0.45	500
SCBW160808U152T	1500±25%	100	0.55	400
SCBW160808U182T	1800±25%	100	0.55	400
SCBW160808U202T	2000±25%	100	0.60	400
SCBW160808U252T	2500±25%	100	0.65	400

SCBW201209 Series

Part Number	Impedance (Ω)	Z Test Freq. (MHz)	RDC(Ω) Max.	Ir(mA) Max.
SCBW201209U000T	0~15	100	0.02	3000
SCBW201209U050T	0~15	100	0.02	3000
SCBW201209U070T	0~15	100	0.02	3000
SCBW201209U090T	0~15	100	0.02	3000
SCBW201209U100T	0~15	100	0.02	3000

Electrical Characteristics 电气性能

SCBW201209 Series

Part Number	Impedance (Ω)	Z Test Freq. (MHz)	RDC(Ω) Max.	Ir(mA) Max.
SCBW201209U110T	0~15	100	0.02	3000
SCBW201209U150T	9~21	100	0.02	3000
SCBW201209U190T	12~25	100	0.02	3000
SCBW201209U220T	22±25%	100	0.04	3000
SCBW201209U260T	26±25%	100	0.04	3000
SCBW201209U300T	30±25%	100	0.04	3000
SCBW201209U310T	31±25%	100	0.04	3000
SCBW201209U330T	33±25%	100	0.04	3000
SCBW201209U400T	40±25%	100	0.05	3000
SCBW201209U500T	50±25%	100	0.05	3000
SCBW201209U600T	60±25%	100	0.05	3000
SCBW201209U700T	70±25%	100	0.06	3000
SCBW201209U800T	80±25%	100	0.06	3000
SCBW201209U900T	90±25%	100	0.08	2500
SCBW201209U101T	100±25%	100	0.08	2500
SCBW201209U121T	120±25%	100	0.08	2500
SCBW201209U151T	150±25%	100	0.10	2500
SCBW201209U181T	180±25%	100	0.12	2000
SCBW201209U201T	200±25%	100	0.12	2000
SCBW201209U221T	220±25%	100	0.13	2000
SCBW201209U301T	300±25%	100	0.13	2000
SCBW201209U331T	330±25%	100	0.15	2000
SCBW201209U391T	390±25%	100	0.22	1500
SCBW201209U471T	470±25%	100	0.22	1500
SCBW201209U501T	500±25%	100	0.22	1500
SCBW201209U601T	600±25%	100	0.22	1500
SCBW201209U801T	800±25%	100	0.25	1000
SCBW201209U102T	1000±25%	100	0.25	1000
SCBW201209U122T	1200±25%	100	0.28	800
SCBW201209U152T	1500±25%	100	0.40	700
SCBW201209U202T	2000±25%	100	0.40	700
SCBW201209U222T	2200±25%	100	0.40	700
SCBW201209U252T	2500±25%	50	0.45	600

SCBW321609 Series

Part Number	Impedance (Ω)	Z Test Freq. (MHz)	RDC(Ω) Max.	Ir(mA) Max.
SCBW321609U000T	0~15	100	0.04	4000
SCBW321609U050T	0~15	100	0.04	3000
SCBW321609U070T	0~15	100	0.04	3000
SCBW321609U090T	0~15	100	0.04	3000
SCBW321609U100T	0~15	100	0.04	3000
SCBW321609U110T	0~15	100	0.04	3000

Electrical Characteristics 电气性能

SCBW321609 Series

Part Number	Impedance (Ω)	Z Test Freq. (MHz)	RDC(Ω) Max.	Ir(mA) Max.
SCBW321609U150T	9~21	100	0.04	3000
SCBW321609U190T	12~25	100	0.04	3000
SCBW321609U220T	22±25%	100	0.04	3000
SCBW321609U260T	26±25%	100	0.04	3000
SCBW321609U300T	30±25%	100	0.04	3000
SCBW321609U310T	31±25%	100	0.04	3000
SCBW321609U400T	40±25%	100	0.04	3000
SCBW321609U500T	50±25%	100	0.04	3000
SCBW321609U600T	60±25%	100	0.04	3000
SCBW321609U700T	70±25%	100	0.07	3000
SCBW321609U800T	80±25%	100	0.07	3000
SCBW321609U900T	90±25%	100	0.07	3000
SCBW321609U101T	100±25%	100	0.07	3000
SCBW321609U121T	120±25%	100	0.07	3000
SCBW321609U151T	150±25%	100	0.10	2500
SCBW321609U181T	180±25%	100	0.10	2500
SCBW321609U221T	220±25%	100	0.11	2500
SCBW321609U301T	300±25%	100	0.15	2000
SCBW321609U331T	330±25%	100	0.20	2000
SCBW321609U391T	390±25%	100	0.20	2000
SCBW321609U501T	500±25%	100	0.20	2000
SCBW321609U601T	600±25%	100	0.20	2000
SCBW321609U801T	800±25%	100	0.25	2000
SCBW321609U102T	1000±25%	100	0.25	2000
SCBW321609U122T	1200±25%	100	0.35	1500
SCBW321609U152T	1500±25%	50	0.45	500
SCBW321609U182T	1800±25%	50	0.60	500
SCBW321609U202T	2000±25%	50	0.70	300
SCBW321609U252T	2500±25%	50	0.90	200
SCBW321609U302T	3000±25%	50	0.90	200

SCBW322513 Series

Part Number	Impedance (Ω)	Z Test Freq. (MHz)	RDC(Ω) Max.	Ir(mA) Max.
SCBW322513U000T	0~15	100	0.03	5000
SCBW322513U100T	0~15	100	0.03	5000
SCBW322513U110T	0~15	100	0.03	5000
SCBW322513U190T	12~25	100	0.03	5000
SCBW322513U260T	26±25%	100	0.03	5000
SCBW322513U300T	30±25%	100	0.03	5000
SCBW322513U310T	31±25%	100	0.03	5000
SCBW322513U400T	40±25%	100	0.03	5000

Electrical Characteristics 电气性能

SCBW 322513 Series

Part Number	Impedance (Ω)	Z Test Freq. (MHz)	RDC(Ω) Max.	Ir(mA) Max.
SCBW322513U500T	50±25%	100	0.03	5000
SCBW322513U600T	60±25%	100	0.03	5000
SCBW322513U700T	70±25%	100	0.03	5000
SCBW322513U800T	80±25%	100	0.03	5000
SCBW322513U900T	90±25%	100	0.04	4000
SCBW322513U101T	100±25%	100	0.06	4000
SCBW322513U121T	120±25%	100	0.06	4000
SCBW322513U151T	150±25%	100	0.08	4000
SCBW322513U181T	180±25%	100	0.08	3000
SCBW322513U221T	220±25%	100	0.08	3000
SCBW322513U301T	300±25%	100	0.08	3000
SCBW322513U501T	500±25%	100	0.12	3000
SCBW322513U601T	600±25%	100	0.18	2000
SCBW322513U801T	800±25%	100	0.23	2000
SCBW322513U102T	1000±25%	100	0.28	2000

SCBW451616Series

Part Number	Impedance (Ω)	Z Test Freq. (MHz)	RDC(Ω) Max.	Ir(mA) Max.
SCBW451616U190T	12~25	100	0.015	6000
SCBW451616U300T	30±25%	100	0.020	6000
SCBW451616U310T	31±25%	100	0.020	6000
SCBW451616U500T	50±25%	100	0.025	6000
SCBW451616U600T	60±25%	100	0.025	6000
SCBW451616U750T	75±25%	100	0.04	6000
SCBW451616U800T	80±25%	100	0.05	3000
SCBW451616U900T	90±25%	100	0.06	3000
SCBW451616U101T	100±25%	100	0.06	3000
SCBW451616U121T	120±25%	100	0.06	3000
SCBW451616U151T	150±25%	100	0.06	3000
SCBW451616U181T	180±25%	100	0.08	2000
SCBW451616U221T	220±25%	100	0.08	2000
SCBW451616U301T	300±25%	100	0.09	2000
SCBW451616U501T	500±25%	100	0.20	1500
SCBW451616U601T	600±25%	100	0.20	1500

SCBW453215Series

Part Number	Impedance (Ω)	Z Test Freq. (MHz)	RDC(Ω) Max.	Ir(mA) Max.
SCBW453215U190T	12~25	100	0.02	5000
SCBW453215U260T	26±25%	100	0.02	5000
SCBW453215U300T	30±25%	100	0.02	5000
SCBW453215U310T	31±25%	100	0.02	5000

Electrical Characteristics 电气性能

SCBW453215Series

Part Number	Impedance (Ω)	Z Test Freq. (MHz)	RDC(Ω) Max.	Ir(mA) Max.
SCBW453215U380T	38±25%	100	0.02	5000
SCBW453215U500T	50±25%	100	0.02	4000
SCBW453215U600T	60±25%	100	0.02	4000
SCBW453215U700T	70±25%	100	0.02	4000
SCBW453215U800T	80±25%	100	0.02	4000
SCBW453215U900T	90±25%	100	0.02	4000
SCBW453215U101T	100±25%	100	0.03	4000
SCBW453215U121T	120±25%	100	0.03	4000
SCBW453215U151T	150±25%	100	0.04	3500
SCBW453215U181T	180±25%	100	0.06	3000
SCBW453215U201T	200±25%	100	0.06	3000
SCBW453215U221T	220±25%	100	0.06	2000
SCBW453215U301T	300±25%	100	0.06	2000
SCBW453215U501T	500±25%	100	0.10	1000
SCBW453215U601T	600±25%	100	0.10	1000

Impedance Frequency Characteristics 阻抗频率性能

SCBW100505 Series

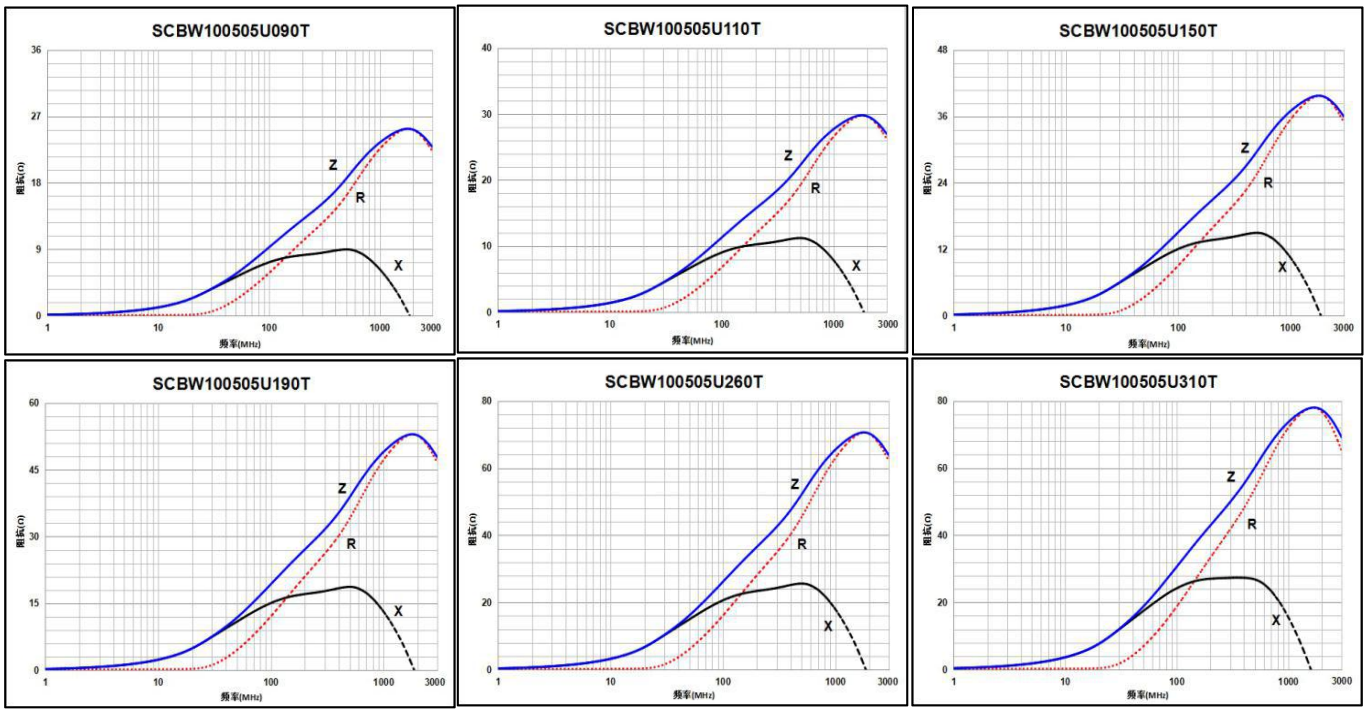

Impedance Frequency Characteristics 阻抗频率性能

SCBW100505 Series

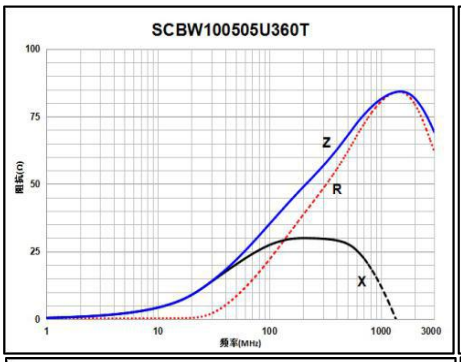

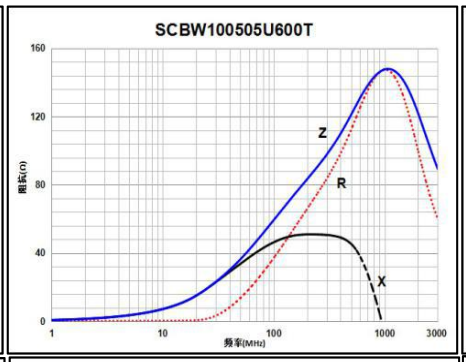

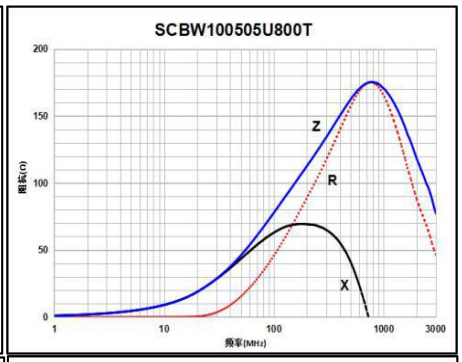

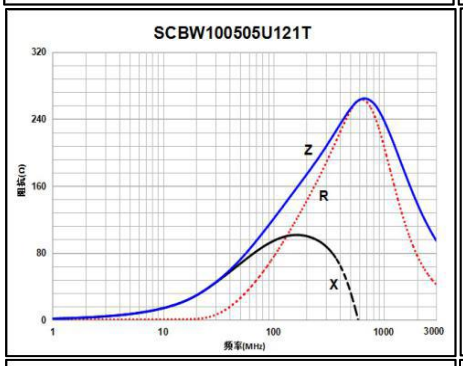

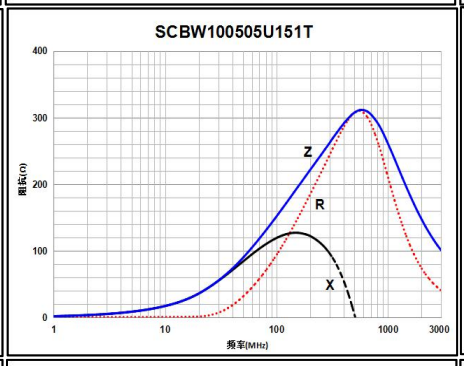

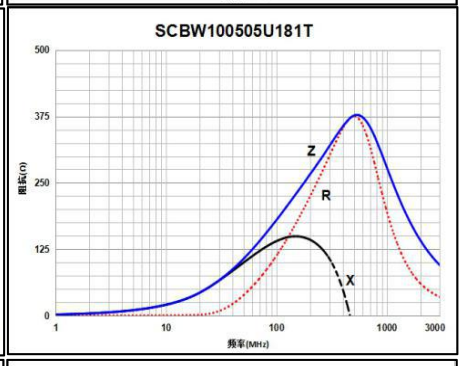

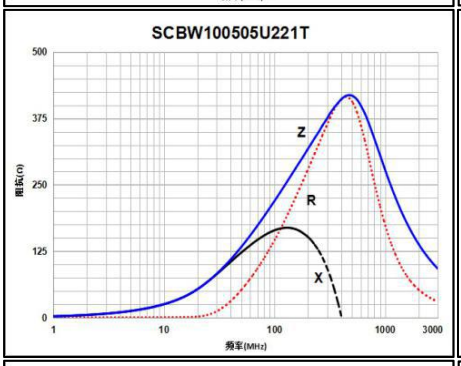

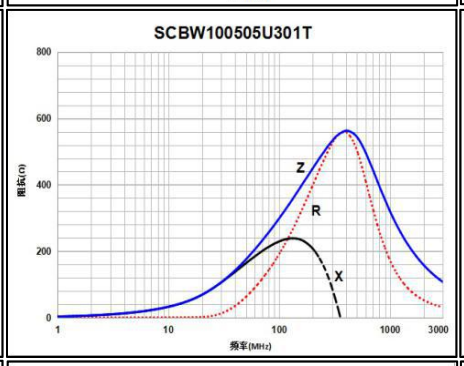

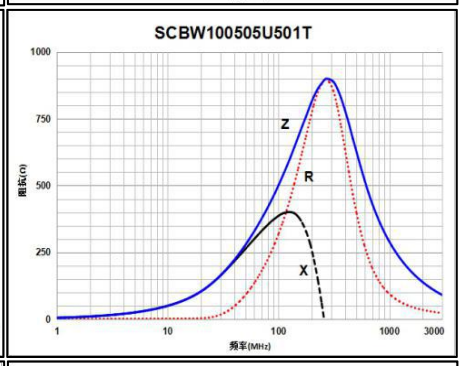

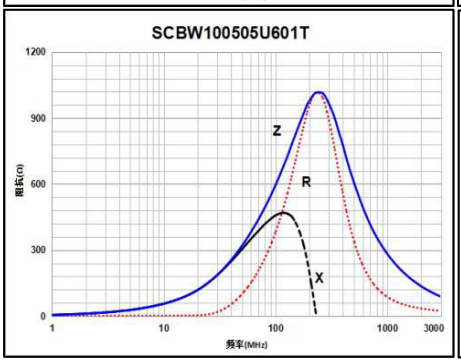

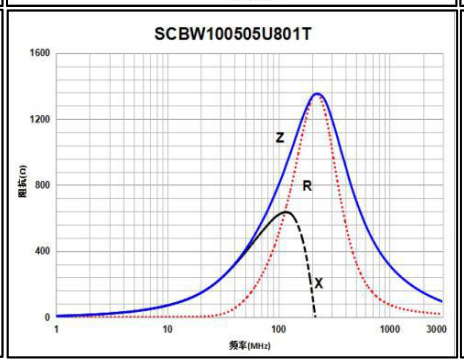

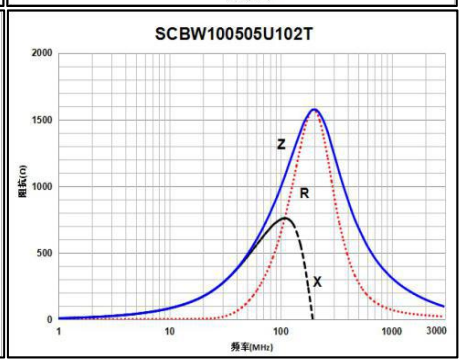

SCBW160808 Series

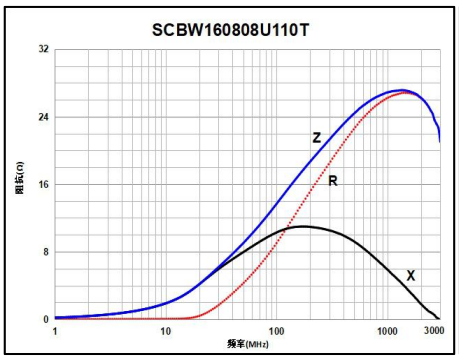

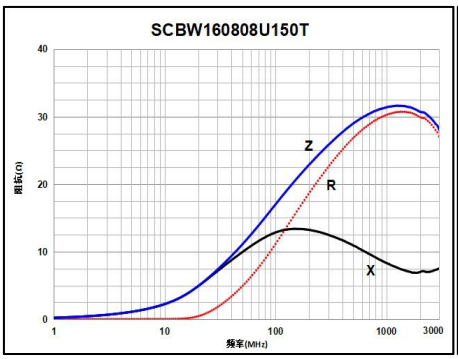

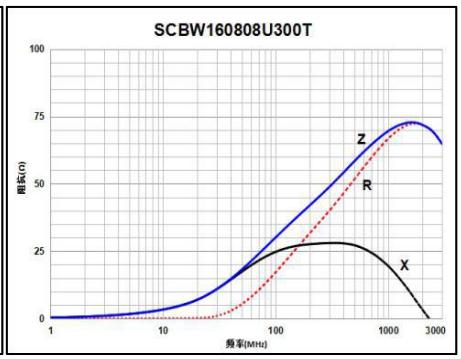

Impedance Frequency Characteristics 阻抗频率性能

SCBW160808 Series

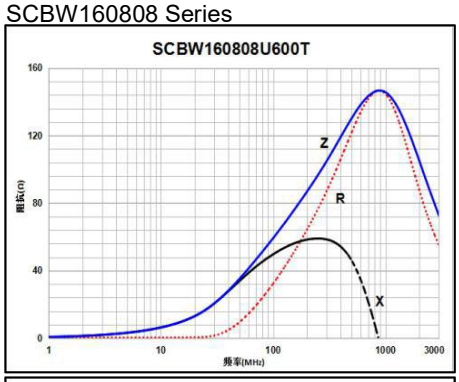

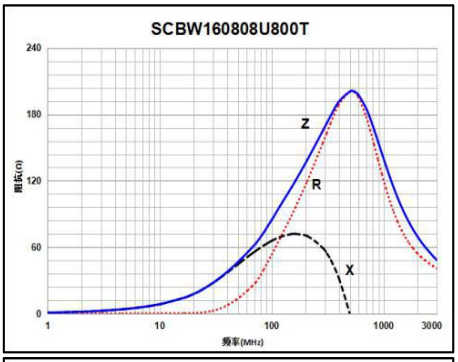

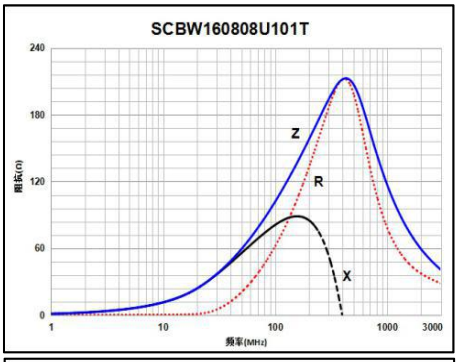

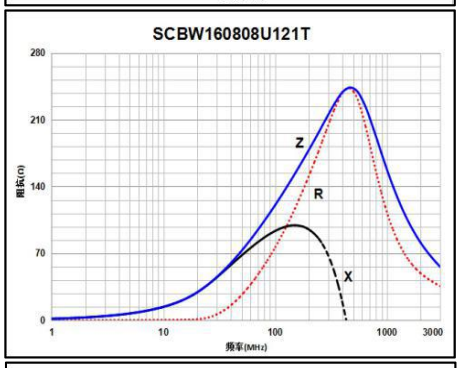

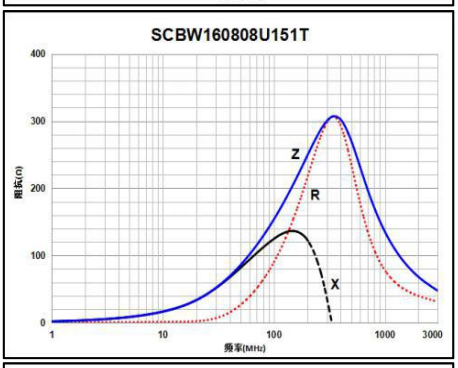

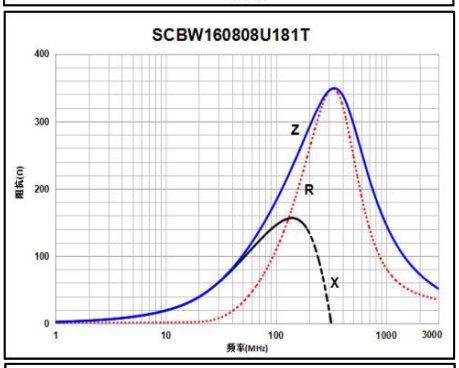

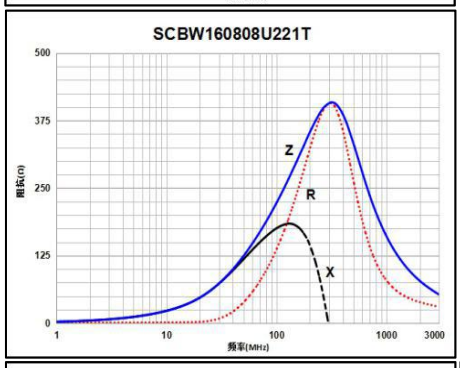

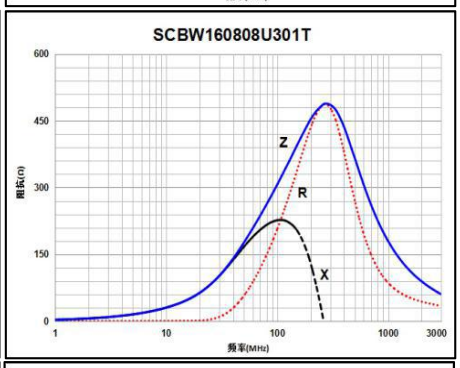

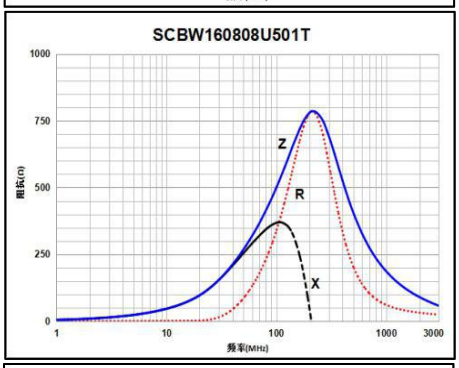

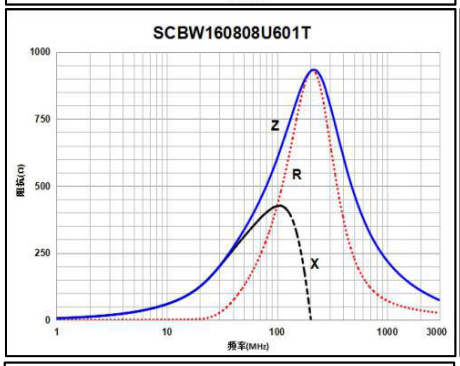

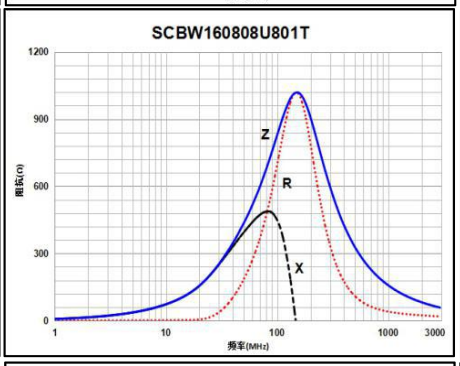

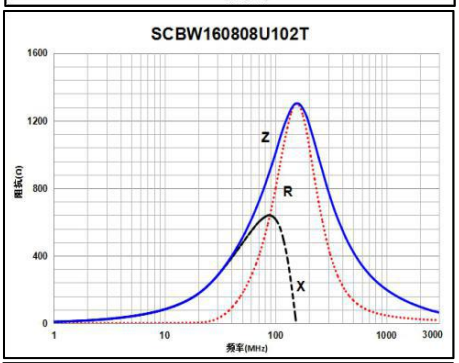

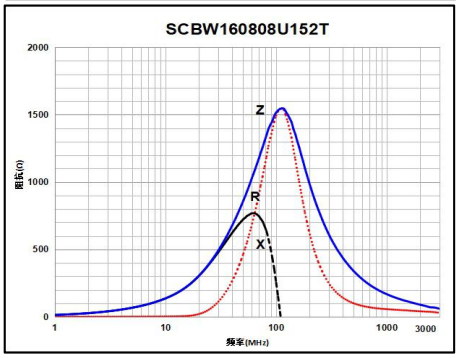

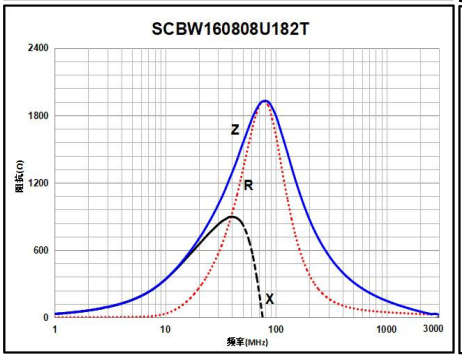

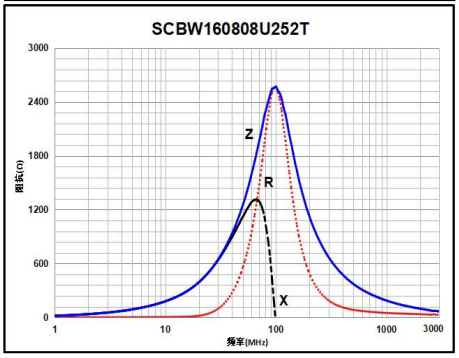

Impedance Frequency Characteristics 阻抗频率性能

SCBW201209 Series

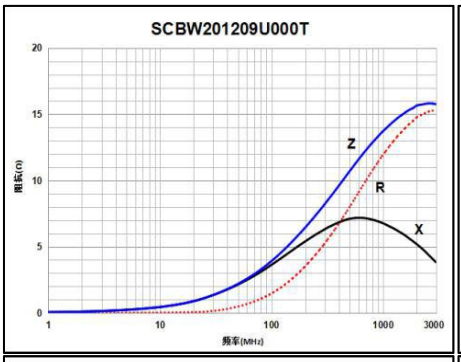

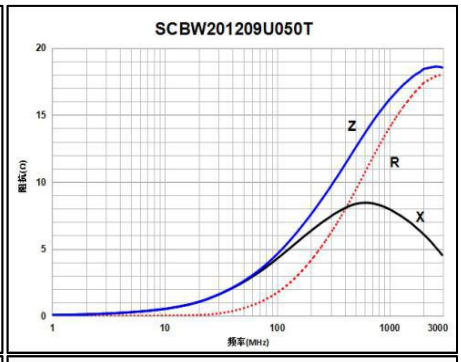

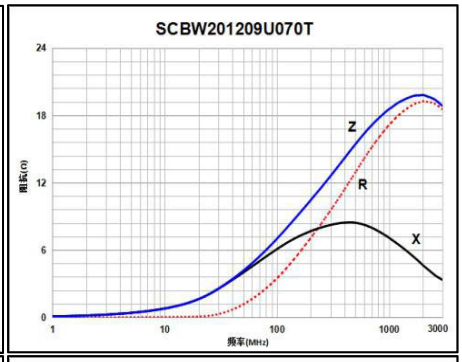

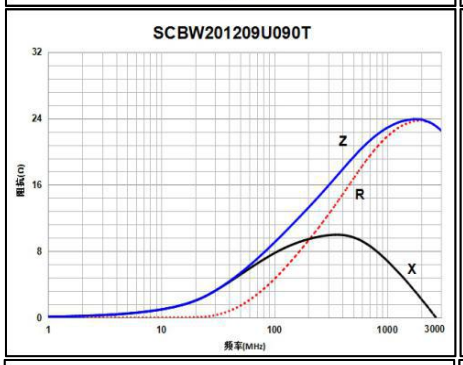

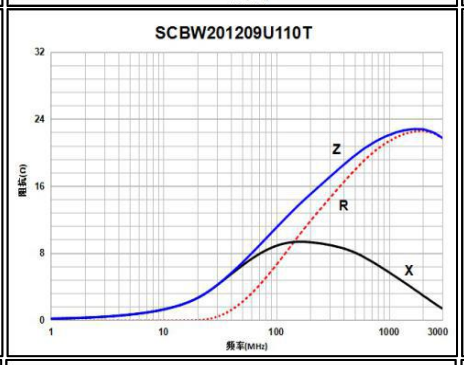

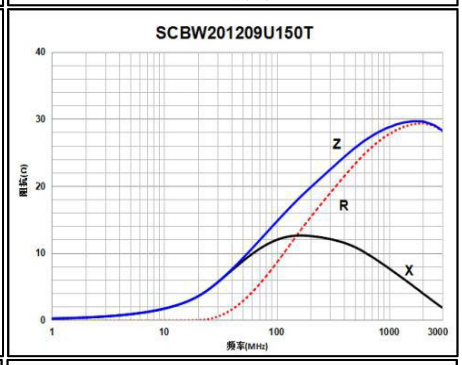

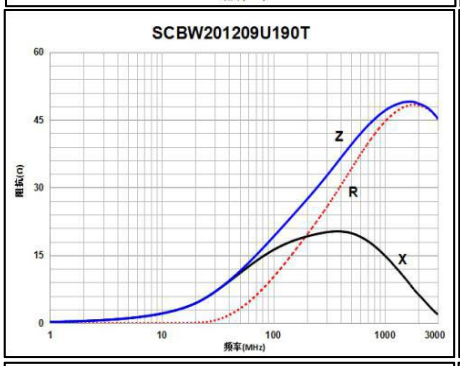

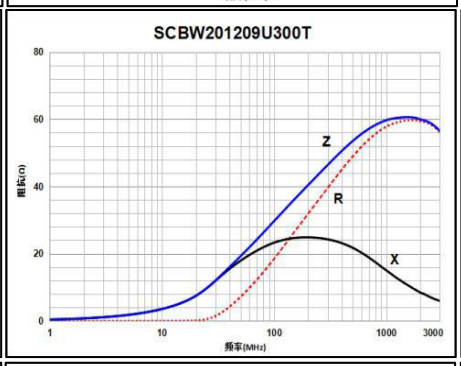

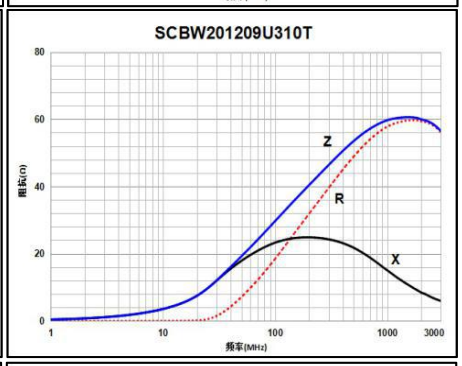

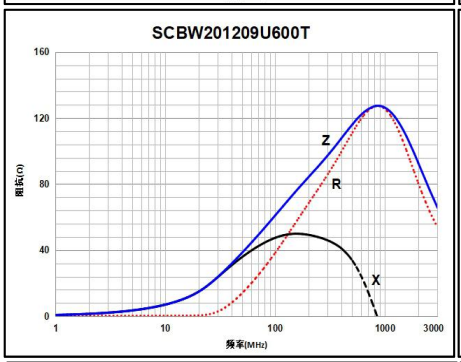

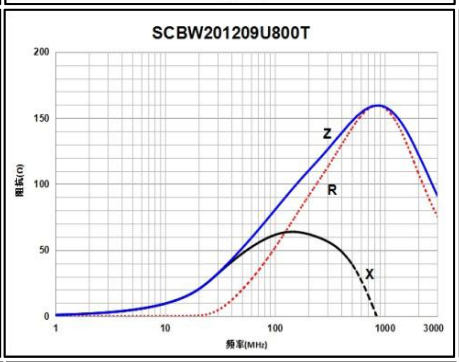

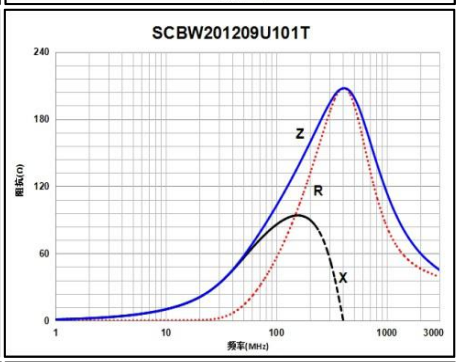

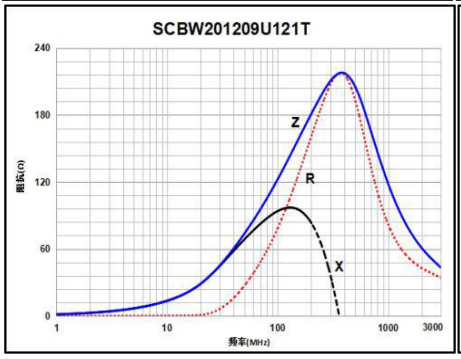

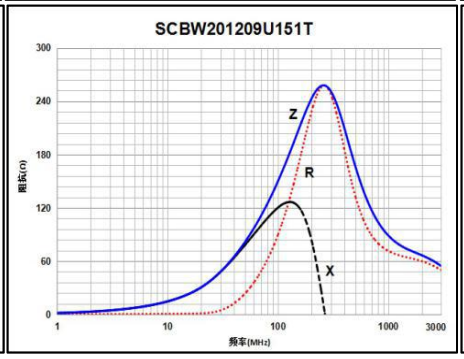

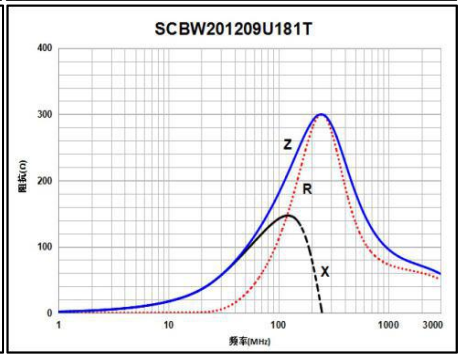

Impedance Frequency Characteristics 阻抗频率性能

SCBW201209 Series

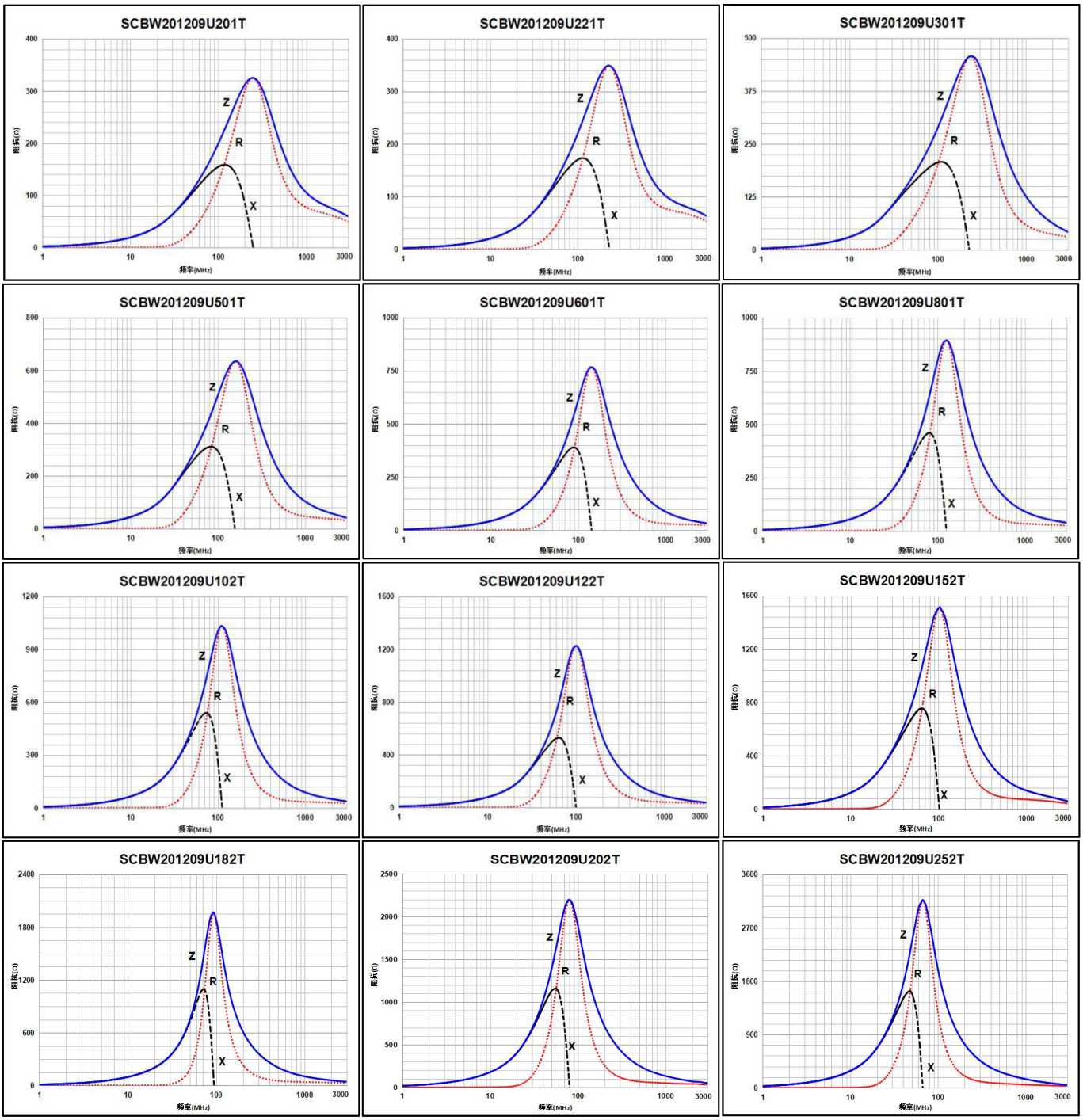

Impedance Frequency Characteristics 阻抗频率性能

SCBW321609 Series

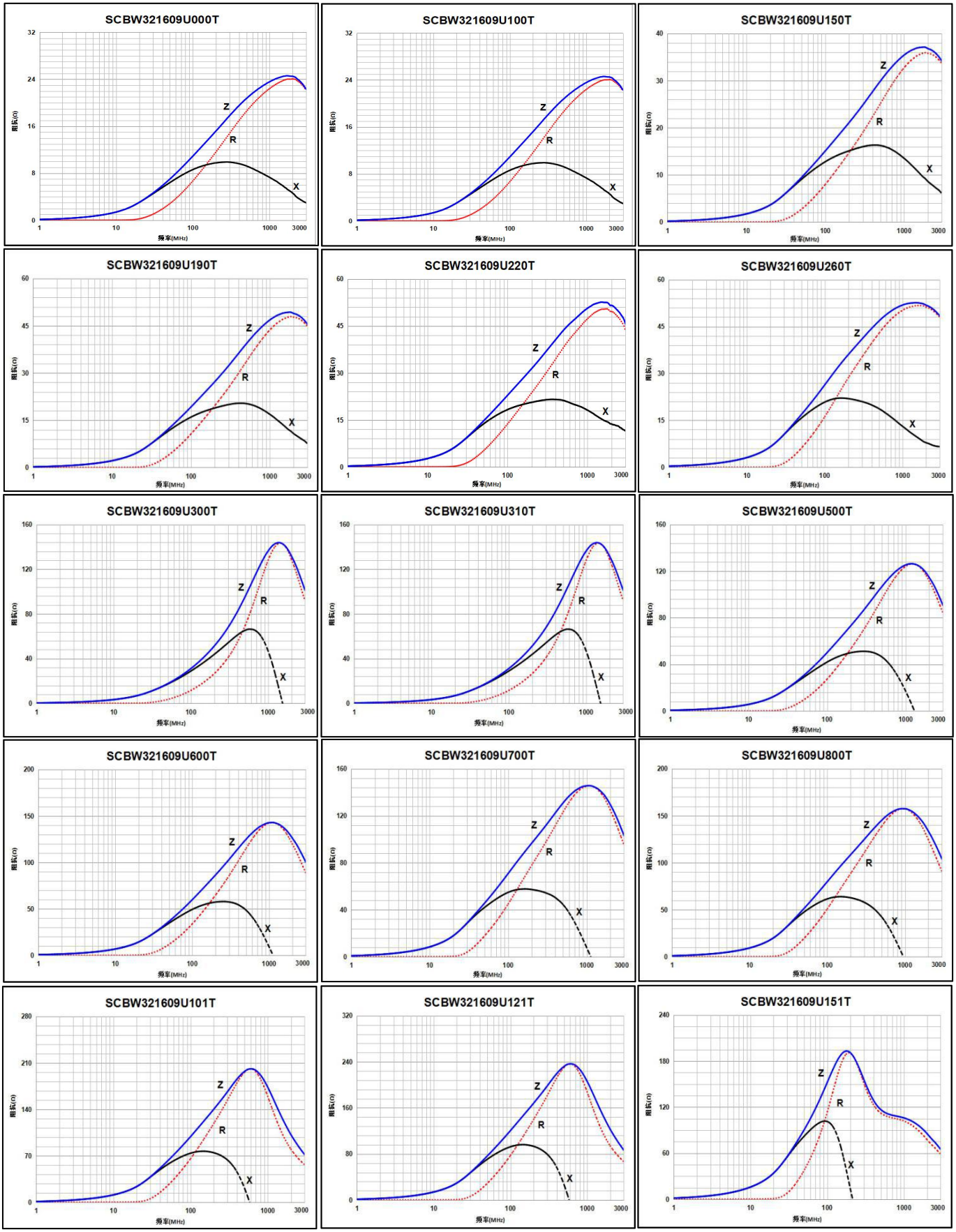

Impedance Frequency Characteristics 阻抗频率性能

SCBW321609 Series

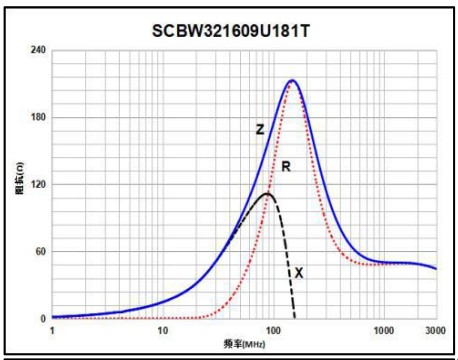

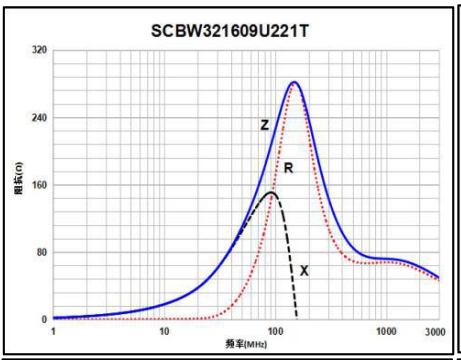

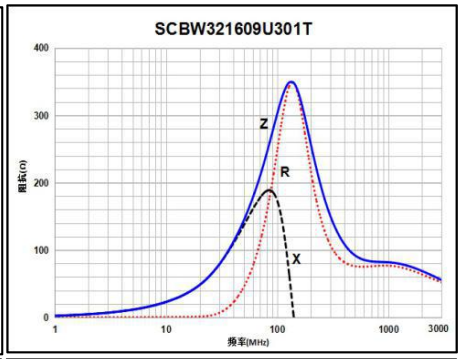

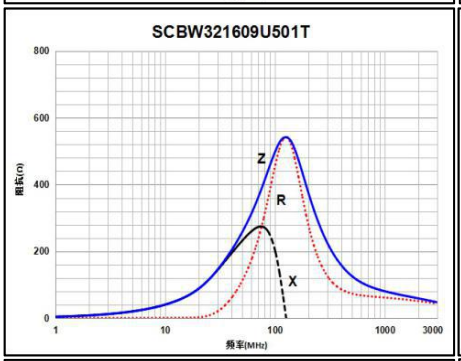

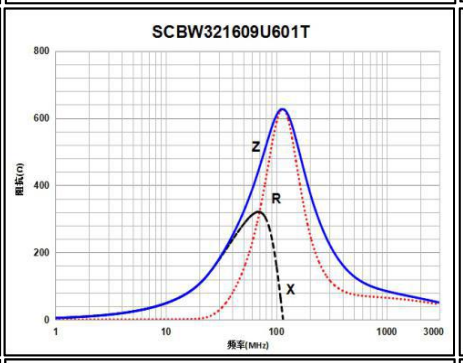

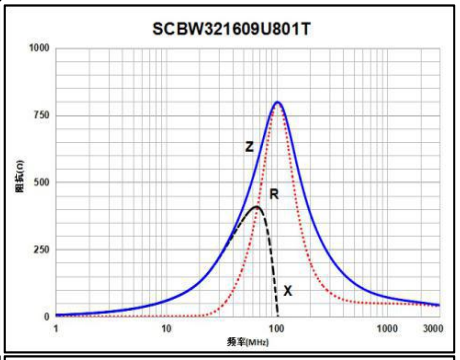

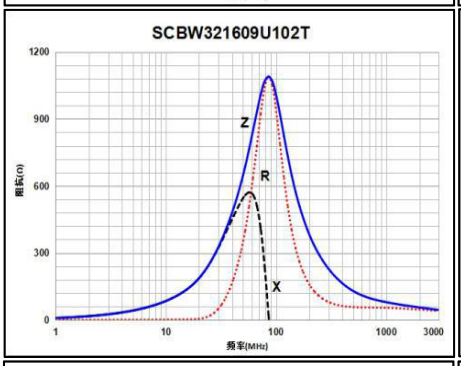

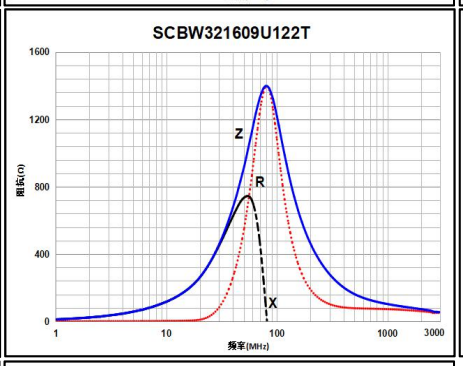

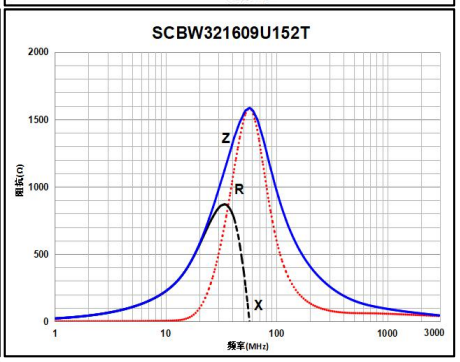

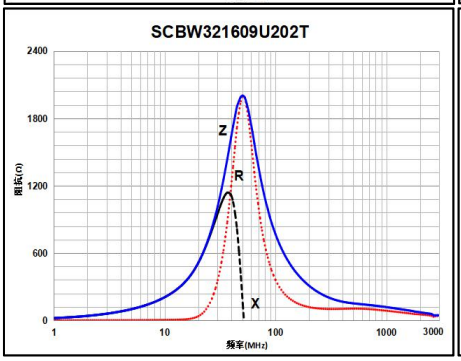

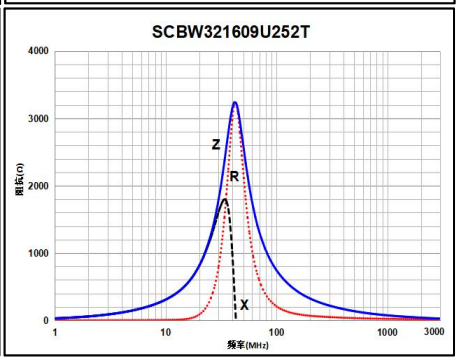

SCBW322513 Series

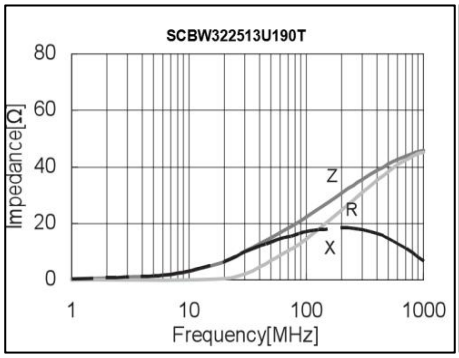

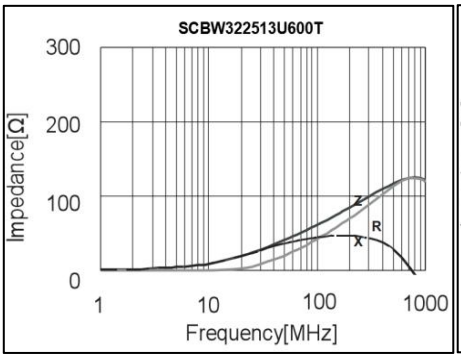

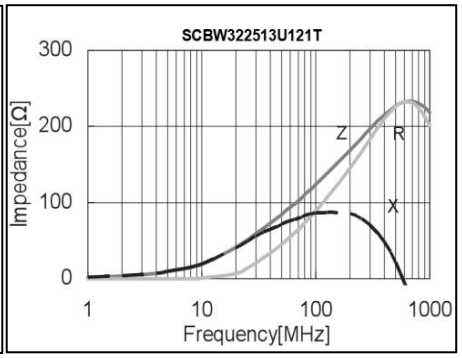

Impedance Frequency Characteristics 阻抗频率性能

SCBW322513 Series

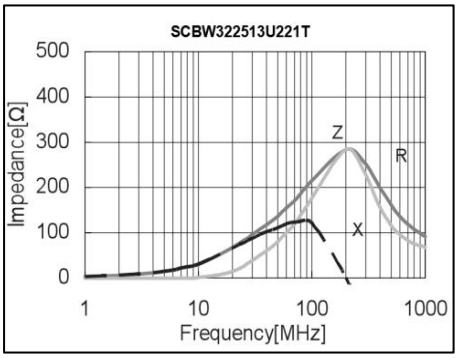

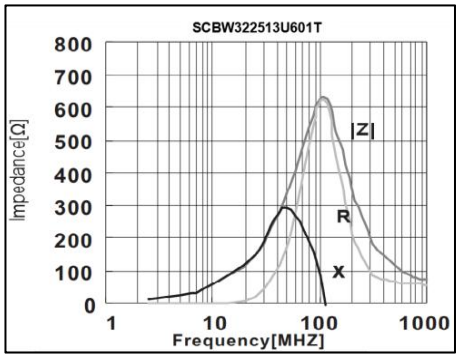

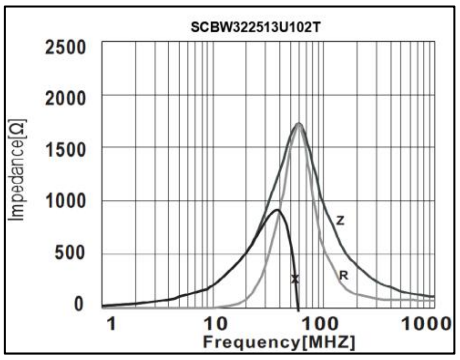

SCBW451616 Series

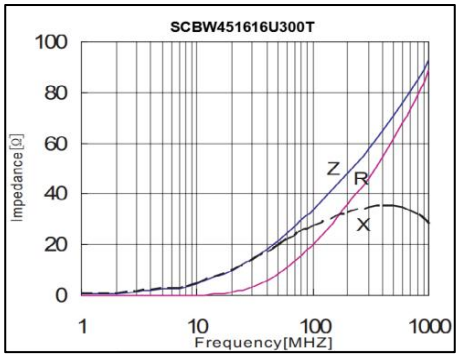

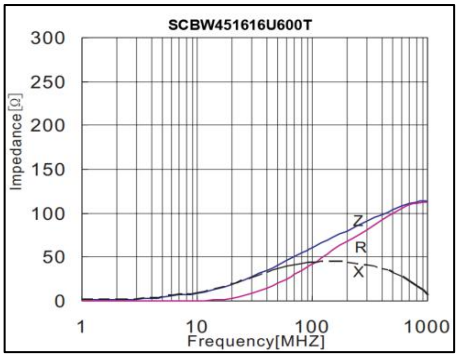

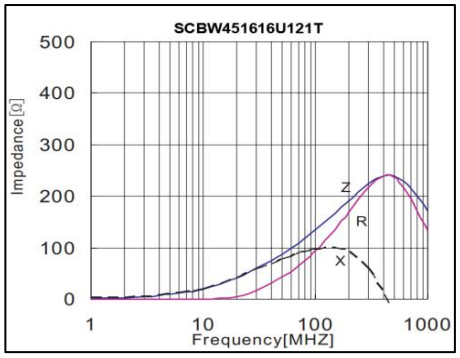

SCBW451616 Series

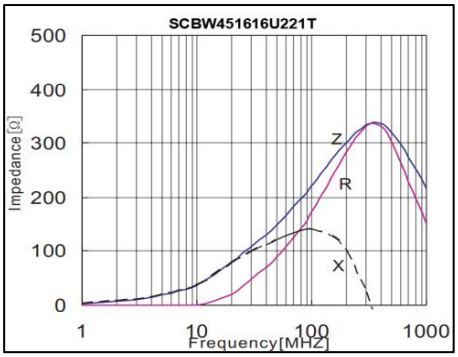

SCBW453215 Series

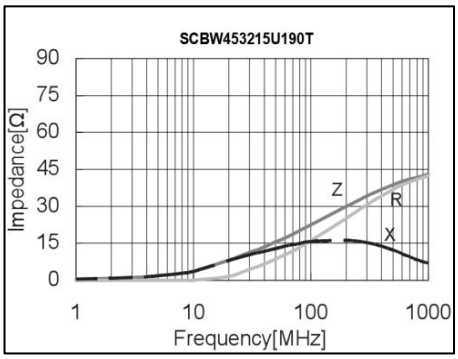

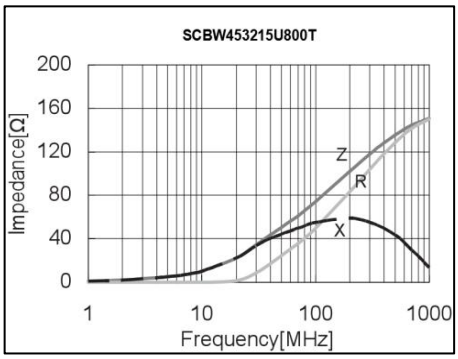

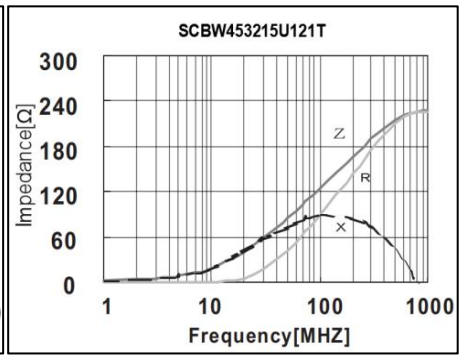

Multilayer Chip Power Bead SCBM Series 叠层片式超大电流磁珠 SCBM 系列

Features 特点

- Multilayer monolithic construction yields high reliability

独石结构、高可靠性

- A unique terminal electrode structure ensures high permissible current, 6A max.

特别的设计可承受最大 6A 的电流

- High impedance over a vide frequency range

在较宽的频段具有高阻抗

Applications 应用

- Video equipment, audio equipment 视频音频设备
- Automotive electrical equipment 电气自动化设备
- Communication equipment 通讯设备
- OA equipment and other OA 设备及其它领域

Product Identification 产品标识

SCBM	201209	U	121	T
①	②	③	④	⑤

① Series name 系列名称

② Dimension 产品尺寸L×W×T：【201209: 2.0mm×1.2 mm×0.9mm】

③ Material code 材料代码

④ Impedance 阻抗：【100=10Ω 101=100Ω 102=1000Ω】

⑤ Packing Style：【 T: Taping 编带盘装B: Bulk 散装】

Shapes And Dimensions 外形及尺寸示意图

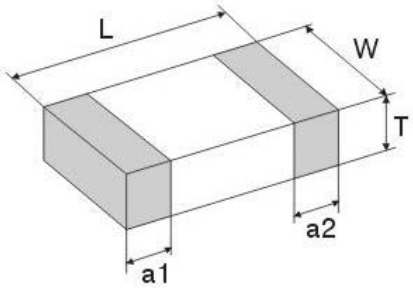

Type	Dimensions (mm) [inch]			
	L	W	T	a1, a2
100505 [0402]	1.00±0.15 [0.04±0.006]	0.50±0.15 [0.02±0.006]	0.50±0.15 [0.02±0.006]	0.25±0.10 [0.01±0.004]
160808 [0603]	1.60±0.20 [0.063±0.008]	0.80±0.20 [0.031±0.008]	0.80±0.20 [0.031±0.008]	0.30±0.20 [0.012±0.008]
201209 [0805]	2.00±0.20 [0.079±0.008]	1.20±0.20 [0.049±0.008]	0.90±0.20 [0.035±0.008]	0.50±0.30 [0.02±0.012]
321609 [1206]	3.20±0.20 [0.126±0.008]	1.60±0.20 [0.063±0.008]	0.90±0.20 [0.035±0.008]	0.50±0.30 [0.02±0.012]
322513 [1210]	3.20±0.20 [0.126±0.008]	2.50±0.20 [0.098±0.008]	1.30±0.20 [0.051±0.008]	0.50±0.30 [0.02±0.012]
451616 [1806]	4.50±0.20 [0.180±0.008]	1.60±0.20 [0.063±0.008]	1.60±0.20 [0.063±0.008]	0.50±0.30 [0.02±0.012]
453215 [1812]	4.50±0.20 [0.180±0.008]	3.20±0.20 [0.126±0.008]	1.50±0.20 [0.06±0.008]	0.50±0.30 [0.02±0.012]

Electrical Characteristics 电气性能

SCBM100505 Series

Part Number	Impedance (Ω)	Z Test Freq. (MHz)	RDC(Ω) Max.	Ir(mA) Max.
SCBM100505U000T	0~15	100	0.02	2000
SCBM100505U050T	0~15	100	0.02	1800
SCBM100505U070T	0~15	100	0.02	1800
SCBM100505U090T	0~15	100	0.02	1800
SCBM100505U100T	0~15	100	0.02	1800
SCBM100505U110T	0~15	100	0.02	1800
SCBM100505U150T	9~21	100	0.02	1800
SCBM100505U190T	12~25	100	0.035	1800
SCBM100505U260T	26±25%	100	0.06	1800
SCBM100505U300T	30±25%	100	0.06	1500
SCBM100505U600T	60±25%	100	0.10	1300
SCBM100505U750T	75±25%	100	0.15	1000
SCBM100505U101T	100±25%	100	0.15	1000
SCBM100505U121T	120±25%	100	0.15	1000
SCBM100505U151T	150±25%	100	0.20	700
SCBM100505U181T	180±25%	100	0.25	700
SCBM100505U201T	200±25%	100	0.25	700
SCBM100505U221T	220±25%	100	0.28	700
SCBM100505U301T	300±25%	100	0.30	600
SCBM100505U331T	330±25%	100	0.40	500
SCBM100505U471T	470±25%	100	0.40	500
SCBM100505U501T	500±25%	100	0.40	500
SCBM100505U601T	600±25%	100	0.50	500
SCBM100505U801T	800±25%	100	0.65	300
SCBM100505U102T	1000±25%	100	0.65	300

SCBM160808 Series

Part Number	Impedance (Ω)	Z Test Freq. (MHz)	RDC(Ω) Max.	Ir(mA) Max.
SCBM160808U000T	0~15	100	0.01	6000
SCBM160808U050T	0~15	100	0.01	6000
SCBM160808U070T	0~15	100	0.01	6000
SCBM160808U090T	0~15	100	0.01	6000
SCBM160808U100T	0~15	100	0.03	6000
SCBM160808U110T	0~15	100	0.01	6000
SCBM160808U150T	9~21	100	0.01	6000
SCBM160808U190T	12~25	100	0.01	6000
SCBM160808U220T	22±25%	100	0.01	6000
SCBM160808U260T	26±25%	100	0.03	5000

Electrical Characteristics 电气性能

SCBM160808 Series

Part Number	Impedance (Ω)	Z Test Freq. (MHz)	RDC(Ω) Max.	Ir(mA) Max.
SCBM160808U280T	28±25%	100	0.03	4000
SCBM160808U300T	30±25%	100	0.03	4000
SCBM160808U310T	31±25%	100	0.03	4000
SCBM160808U330T	33±25%	100	0.03	4000
SCBM160808U400T	40±25%	100	0.03	3500
SCBM160808U500T	50±25%	100	0.04	3000
SCBM160808U600T	60±25%	100	0.04	3000
SCBM160808U700T	70±25%	100	0.06	2500
SCBM160808U750T	75±25%	100	0.06	2500
SCBM160808U800T	80±25%	100	0.06	2500
SCBM160808U101T	100±25%	100	0.06	2500
SCBM160808U121T	120±25%	100	0.065	2000
SCBM160808U151T	150±25%	100	0.07	1500
SCBM160808U181T	180±25%	100	0.09	1500
SCBM160808U201T	200±25%	100	0.10	1500
SCBM160808U221T	220±25%	100	0.12	1500
SCBM160808U301T	300±25%	100	0.15	1500
SCBM160808U331T	330±25%	100	0.18	1300
SCBM160808U471T	470±25%	100	0.18	1300
SCBM160808U501T	500±25%	100	0.18	1300
SCBM160808U601T	600±25%	100	0.18	1300
SCBM160808U801T	800±25%	100	0.30	800
SCBM160808U102T	1000±25%	100	0.35	700

SCBM201209 Series

Part Number	Impedance (Ω)	Z Test Freq. (MHz)	RDC(Ω) Max.	Ir(mA) Max.
SCBM201209U000T	0~15	100	0.01	6000
SCBM201209U050T	0~15	100	0.01	6000
SCBM201209U070T	0~15	100	0.01	6000
SCBM201209U090T	0~15	100	0.01	6000
SCBM201209U100T	0~15	100	0.01	6000
SCBM201209U110T	0~15	100	0.01	6000
SCBM201209U190T	12~25	100	0.01	6000
SCBM201209U220T	22±25%	100	0.01	6000
SCBM201209U260T	26±25%	100	0.01	6000
SCBM201209U280T	28±25%	100	0.01	6000
SCBM201209U300T	30±25%	100	0.01	6000
SCBM201209U310T	31±25%	100	0.01	6000
SCBM201209U330T	33±25%	100	0.01	6000

Electrical Characteristics 电气性能

SCBM201209 Series

Part Number	Impedance (Ω)	Z Test Freq. (MHz)	RDC(Ω) Max.	Ir(mA) Max.
SCBM201209U360T	36±25%	100	0.01	6000
SCBM201209U380T	38±25%	100	0.01	6000
SCBM201209U400T	40±25%	100	0.03	4000
SCBM201209U500T	50±25%	100	0.03	4000
SCBM201209U600T	60±25%	100	0.03	4000
SCBM201209U700T	70±25%	100	0.04	4000
SCBM201209U800T	80±25%	100	0.04	4000
SCBM201209U900T	90±25%	100	0.045	4000
SCBM201209U101T	100±25%	100	0.045	4000
SCBM201209U121T	120±25%	100	0.045	4000
SCBM201209U151T	150±25%	100	0.07	3000
SCBM201209U181T	180±25%	100	0.07	3000
SCBM201209U221T	220±25%	100	0.07	3000
SCBM201209U301T	300±25%	100	0.08	2500
SCBM201209U331T	330±25%	100	0.09	2500
SCBM201209U391T	390±25%	100	0.09	2500
SCBM201209U501T	500±25%	100	0.09	2500
SCBM201209U601T	600±25%	100	0.10	2000
SCBM201209U801T	800±25%	100	0.12	1500
SCBM201209U102T	1000±25%	100	0.12	1500
SCBM201209U122T	1200±25%	100	0.20	800
SCBM201209U152T	1500±25%	100	0.30	600

SCBM321609 Series

Part Number	Impedance (Ω)	Z Test Freq. (MHz)	RDC(Ω) Max.	Ir(mA) Max.
SCBM321609U000T	0~15	100	0.01	6000
SCBM321609U050T	0~15	100	0.01	6000
SCBM321609U070T	0~15	100	0.01	6000
SCBM321609U090T	0~15	100	0.01	6000
SCBM321609U100T	0~15	100	0.01	6000
SCBM321609U110T	0~15	100	0.01	6000
SCBM321609U150T	9~21	100	0.015	6000
SCBM321609U190T	12~25	100	0.015	6000
SCBM321609U220T	22±25%	100	0.015	6000
SCBM321609U260T	26±25%	100	0.015	6000
SCBM321609U280T	28±25%	100	0.015	6000

Electrical Characteristics 电气性能

SCBM321609 Series

Part Number	Impedance (Ω)	Z Test Freq. (MHz)	RDC(Ω) Max.	Ir(mA) Max.
SCBM321609U300T	30±25%	100	0.015	6000
SCBM321609U310T	31±25%	100	0.02	5000
SCBM321609U330T	33±25%	100	0.02	5000
SCBM321609U360T	36±25%	100	0.02	5000
SCBM321609U380T	38±25%	100	0.02	5000
SCBM321609U400T	38±25%	100	0.02	5000
SCBM321609U500T	50±25%	100	0.02	5000
SCBM321609U600T	60±25%	100	0.025	5000
SCBM321609U700T	70±25%	100	0.035	4000
SCBM321609U800T	80±25%	100	0.035	4000
SCBM321609U900T	90±25%	100	0.035	4000
SCBM321609U101T	100±25%	100	0.035	4000
SCBM321609U121T	120±25%	100	0.035	4000
SCBM321609U151T	150±25%	100	0.045	3000
SCBM321609U181T	180±25%	100	0.055	3000
SCBM321609U221T	220±25%	100	0.055	3000
SCBM321609U271T	270±25%	100	0.06	3000
SCBM321609U301T	300±25%	100	0.065	2500
SCBM321609U331T	330±25%	100	0.08	2500
SCBM321609U391T	390±25%	100	0.08	2500
SCBM321609U501T	500±25%	100	0.08	2500
SCBM321609U601T	600±25%	100	0.085	2200
SCBM321609U801T	800±25%	100	0.11	2100
SCBM321609U102T	1000±25%	100	0.12	2100

SCBM322513 Series

Part Number	Impedance (Ω)	Z Test Freq. (MHz)	RDC(Ω) Max.	Ir(mA) Max.
SCBM322513U000T	0~15	100	0.02	6000
SCBM322513U100T	0~15	100	0.02	6000
SCBM322513U110T	0~15	100	0.02	6000
SCBM322513U150T	9~21	100	0.02	6000
SCBM322513U190T	12~25	100	0.02	6000

Electrical Characteristics 电气性能

SCBM321609 Series

Part Number	Impedance (Ω)	Z Test Freq. (MHz)	RDC(Ω) Max.	Ir(mA) Max.
SCBM322513U220T	22±25%	100	0.02	6000
SCBM322513U260T	26±25%	100	0.02	6000
SCBM322513U280T	28±25%	100	0.02	6000
SCBM322513U300T	30±25%	100	0.02	6000
SCBM322513U310T	31±25%	100	0.02	6000
SCBM322513U330T	33±25%	100	0.02	6000
SCBM322513U360T	36±25%	100	0.02	6000
SCBM322513U380T	38±25%	100	0.02	6000
SCBM322513U400T	40±25%	100	0.02	6000
SCBM322513U500T	50±25%	100	0.02	6000
SCBM322513U600T	60±25%	100	0.02	6000
SCBM322513U700T	70±25%	100	0.02	6000
SCBM322513U800T	80±25%	100	0.02	6000
SCBM322513U900T	90±25%	100	0.03	5000
SCBM322513U101T	1001±25%	100	0.03	5000
SCBM322513U121T	120±25%	100	0.03	5000
SCBM322513U151T	150±25%	100	0.03	5000
SCBM322513U181T	180±25%	100	0.06	4000
SCBM322513U221T	220±25%	100	0.06	4000
SCBM322513U301T	300±25%	100	0.06	4000
SCBM322513U331T	330±25%	100	0.1	4000
SCBM322513U391T	390±25%	100	0.1	4000
SCBM322513U501T	500±25%	100	0.10	4000
SCBM322513U601T	600±25%	100	0.15	3000
SCBM322513U801T	800±25%	100	0.20	2500
SCBM322513U102T	1000±25%	100	0.23	2500

Electrical Characteristics 电气性能

SCBM451616 Series

Part Number	Impedance (Ω)	Z Test Freq. (MHz)	RDC(Ω) Max.	Ir(mA) Max.
SCBM451616U000T	0~15	100	0.009	6000
SCBM451616U190T	12~25	100	0.009	6000
SCBM451616U220T	22±25%	100	0.009	6000
SCBM451616U260T	26±25%	100	0.009	6000
SCBM451616U280T	28±25%	100	0.009	6000
SCBM451616U300T	30±25%	100	0.009	6000
SCBM451616U310T	31±25%	100	0.009	6000
SCBM451616U330T	33±25%	100	0.009	6000
SCBM451616U360T	36±25%	100	0.009	6000
SCBM451616U380T	38±25%	100	0.009	6000
SCBM451616U400T	40±25%	100	0.009	6000
SCBM451616U500T	50±25%	100	0.009	6000
SCBM451616U600T	60±25%	100	0.009	6000
SCBM451616U750T	75±25%	100	0.020	4000
SCBM451616U800T	80±25%	100	0.025	3000

SCBM453215 Series

Part Number	Impedance (Ω)	Z Test Freq. (MHz)	RDC(Ω) Max.	Ir(mA) Max.
SCBM453215U000T	0~15	100	0.01	6000
SCBM453215U190T	12~25	100	0.01	6000
SCBM453215U220T	22±25%	100	0.01	6000
SCBM453215U260T	26±25%	100	0.01	6000
SCBM453215U280T	28±25%	100	0.01	6000
SCBM453215U300T	30±25%	100	0.01	6000
SCBM453215U310T	31±25%	100	0.01	6000
SCBM453215U330T	33±25%	100	0.01	6000
SCBM453215U360T	36±25%	100	0.01	6000
SCBM453215U380T	38±25%	100	0.01	6000
SCBM453215U400T	40±25%	100	0.01	6000
SCBM453215U500T	50±25%	100	0.01	6000
SCBM453215U600T	60±25%	100	0.01	6000
SCBM453215U700T	70±25%	100	0.01	6000
SCBM453215U800T	80±25%	100	0.02	6000
SCBM453215U900T	90±25%	100	0.02	6000
SCBM453215U101T	100±25%	100	0.02	6000
SCBM453215U121T	120±25%	100	0.02	6000
SCBM453215U151T	150±25%	100	0.02	6000
SCBM453215U181T	180±25%	100	0.02	6000
SCBM453215U221T	220±25%	100	0.02	6000
SCBM453215U501T	500±25%	100	0.08	4000
SCBM453215U601T	600±25%	100	0.08	4000

Impedance Frequency Characteristics 阻抗频率性能

SCBM100505 Series

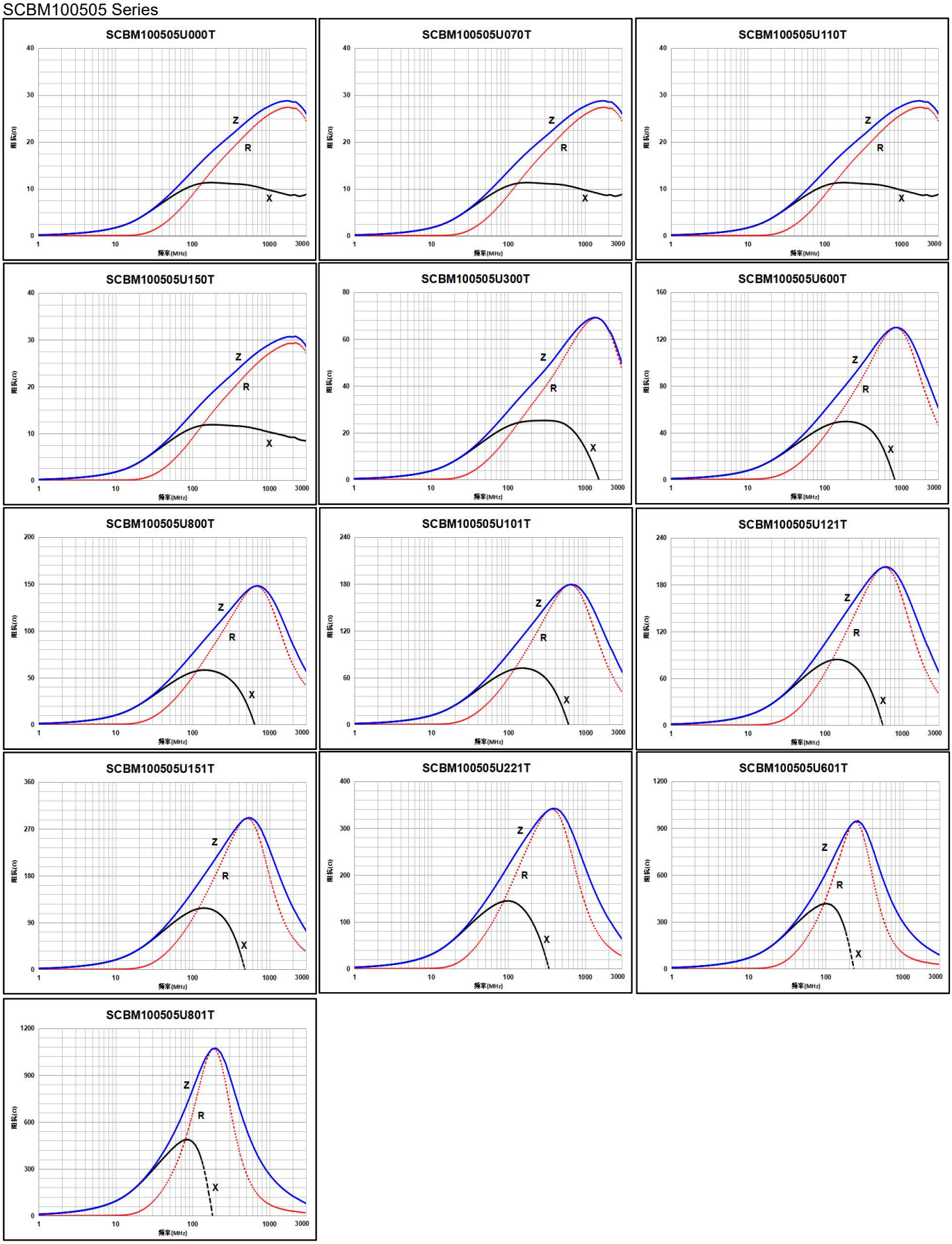

Impedance Frequency Characteristics 阻抗频率性能

SCBM160808 Series

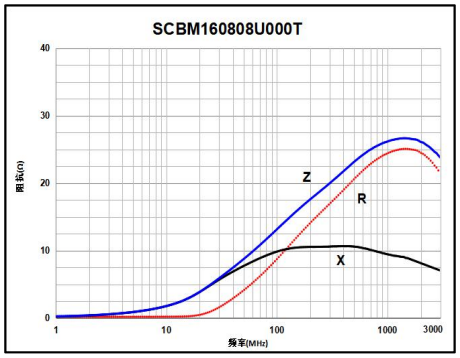

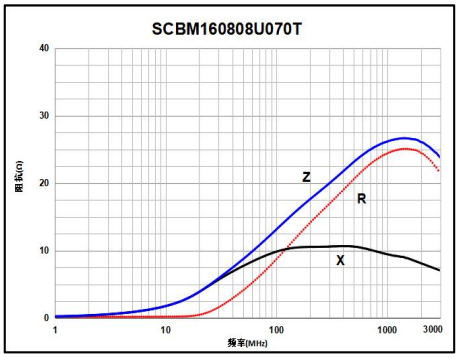

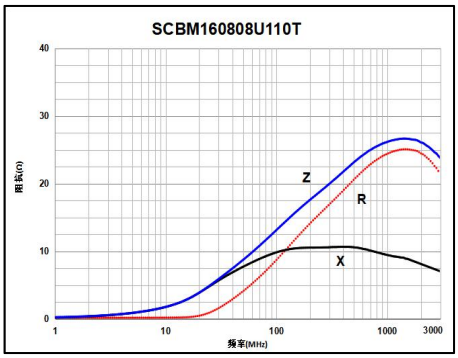

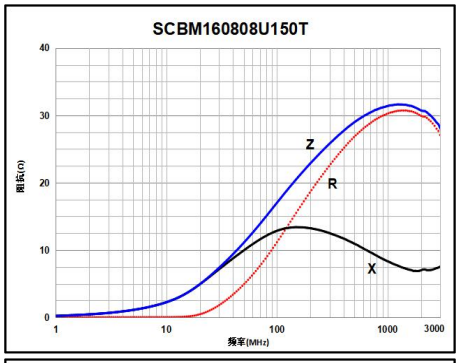

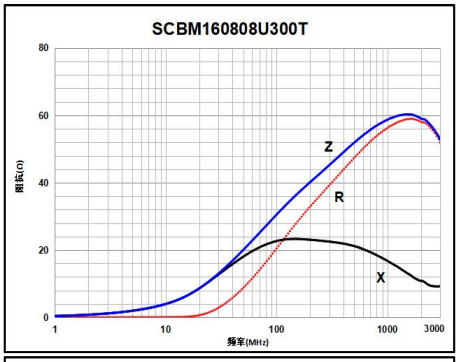

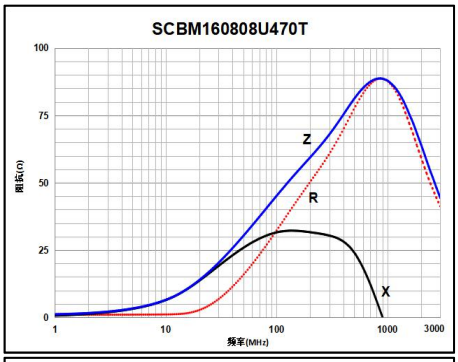

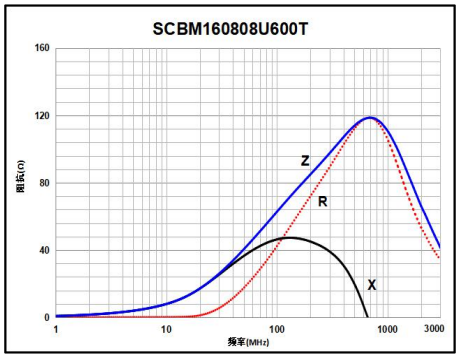

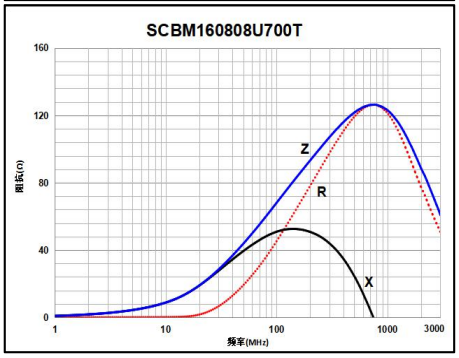

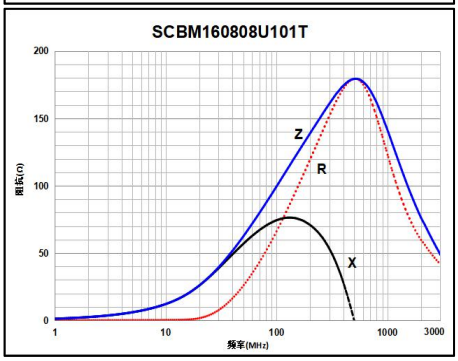

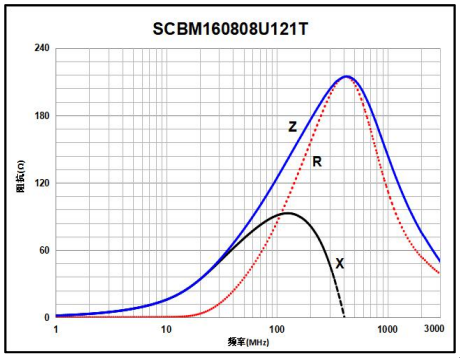

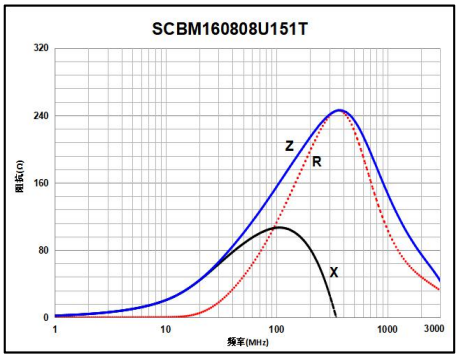

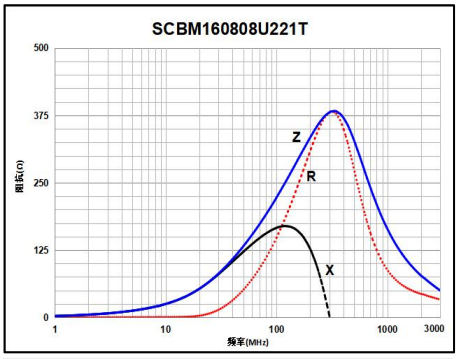

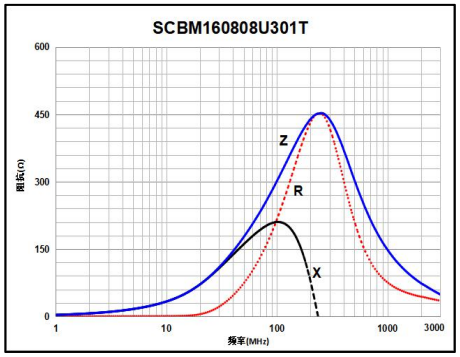

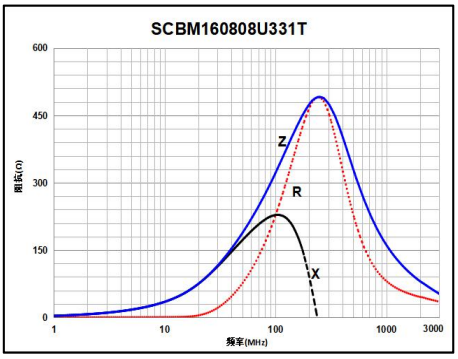

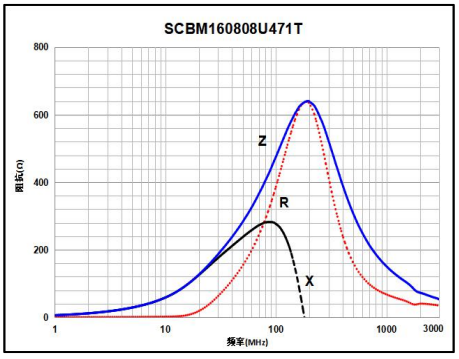

Impedance Frequency Characteristics 阻抗频率性能

SCBM160808 Series

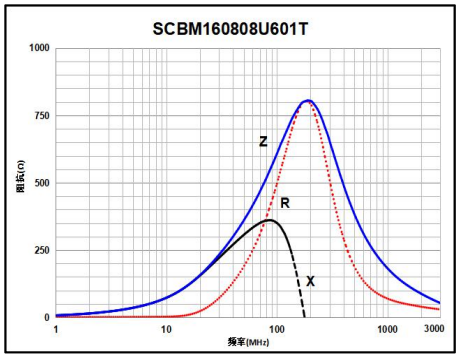

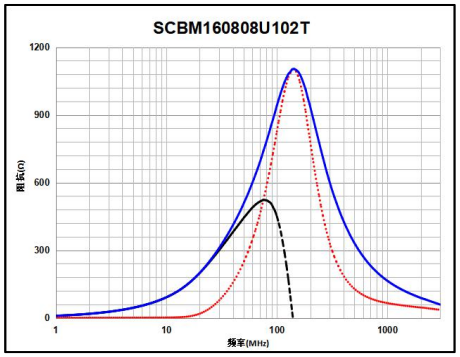

SCBM201209 Series

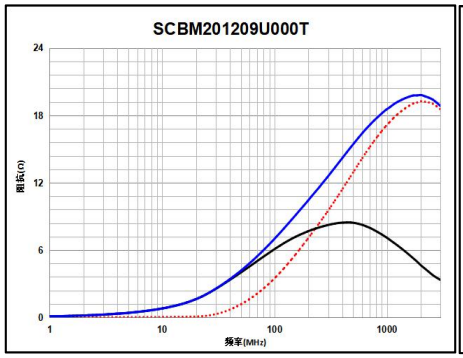

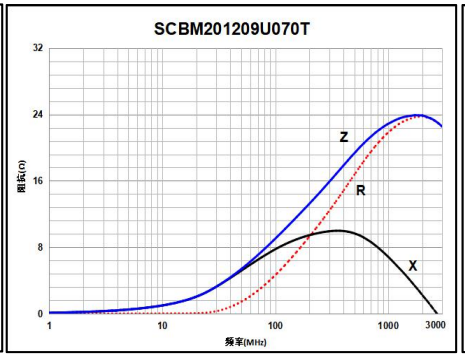

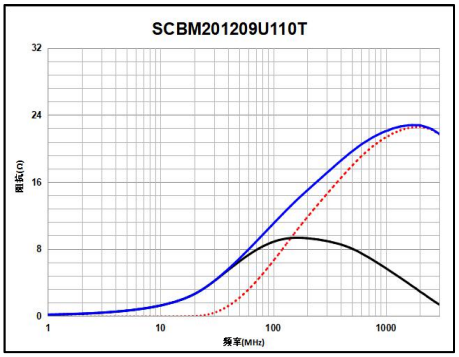

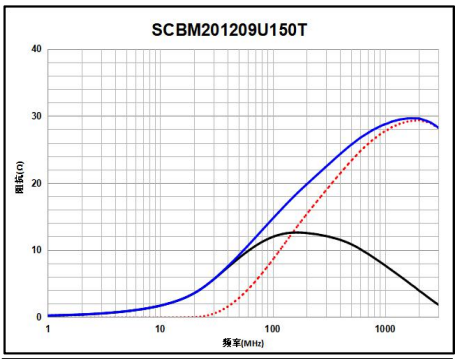

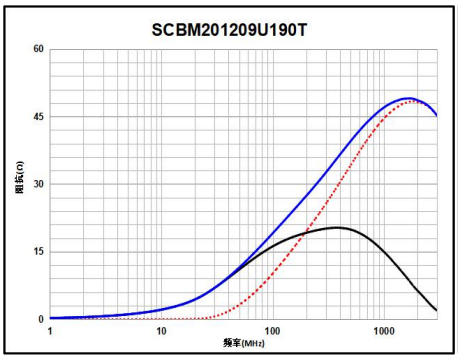

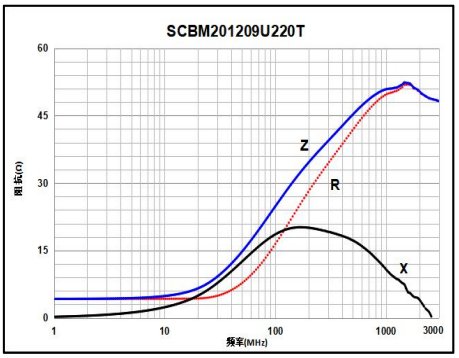

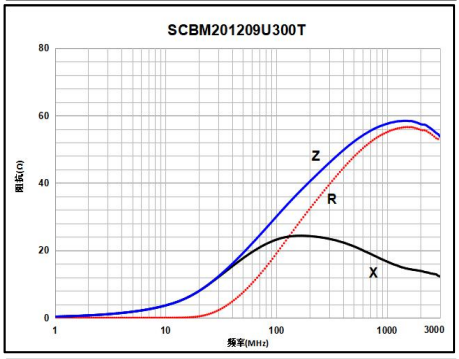

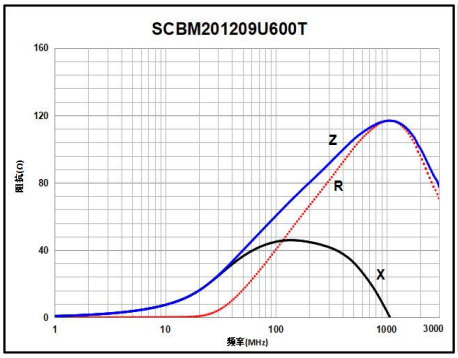

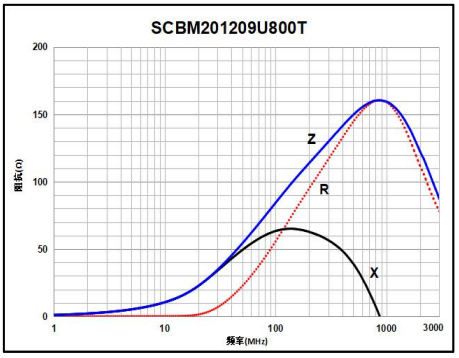

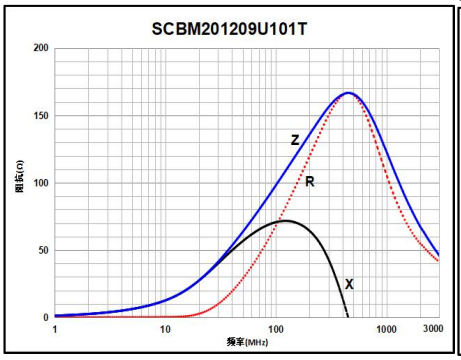

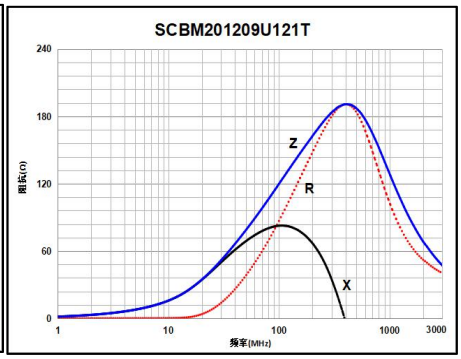

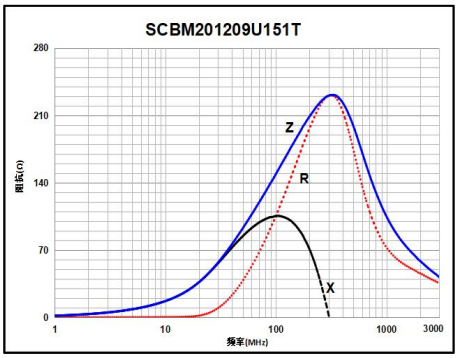

Impedance Frequency Characteristics 阻抗频率性能

SCBM201209 Series

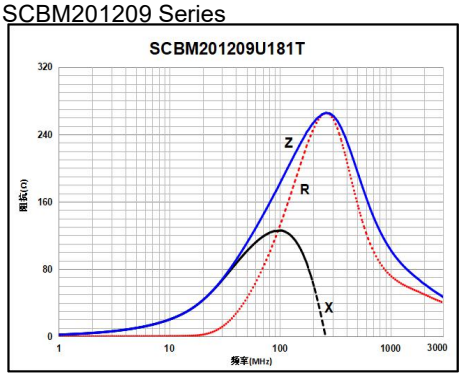

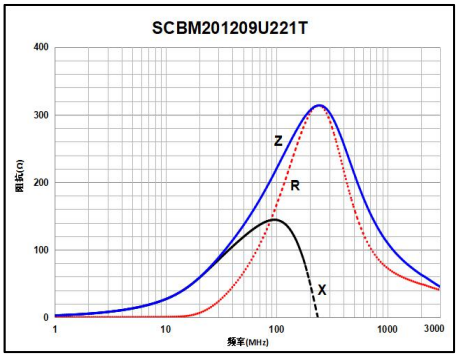

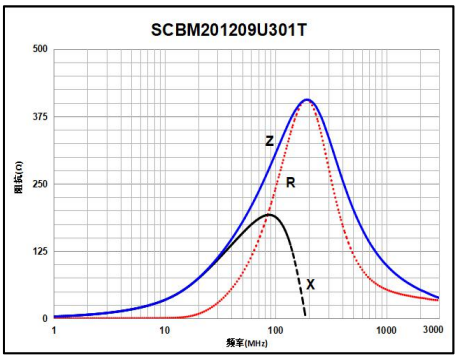

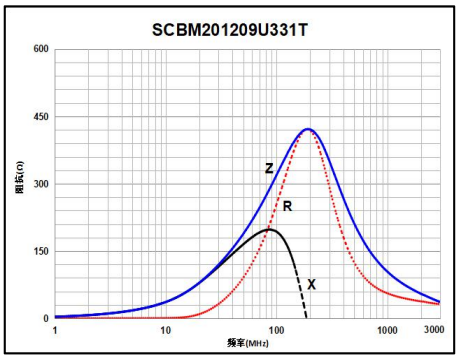

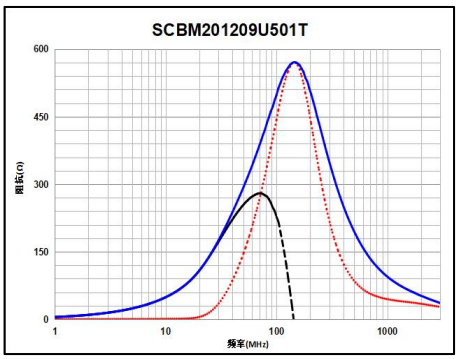

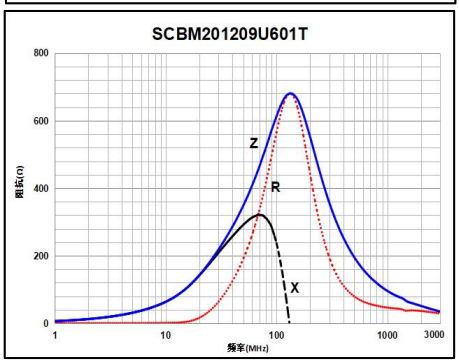

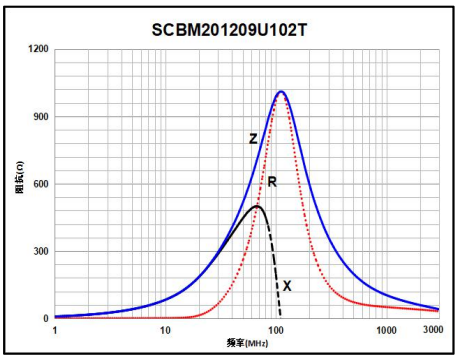

SCBM321609 Series

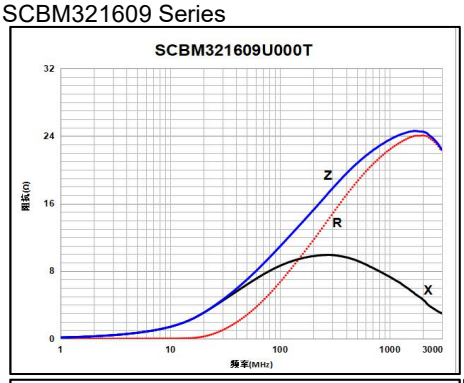

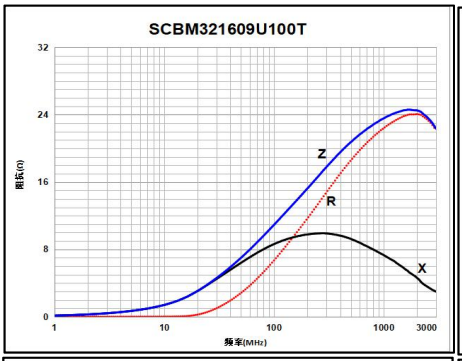

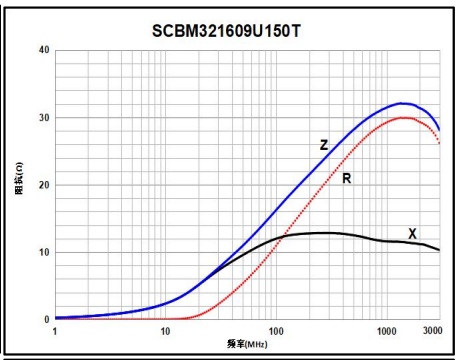

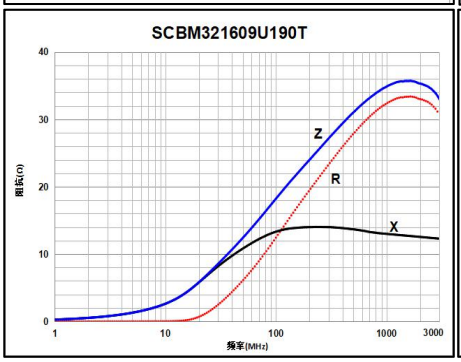

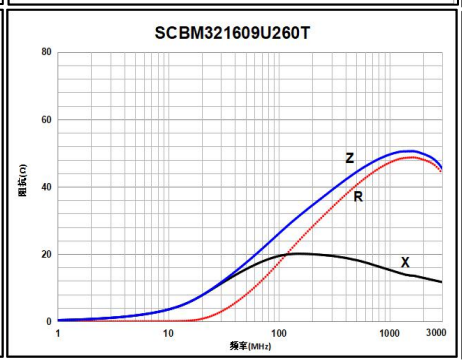

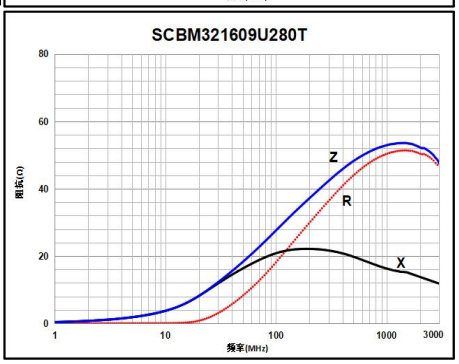

Impedance Frequency Characteristics 阻抗频率性能

SCBM321609 Series

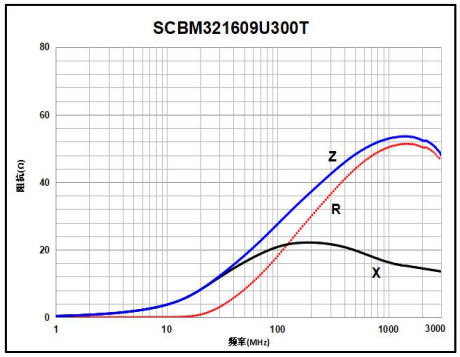

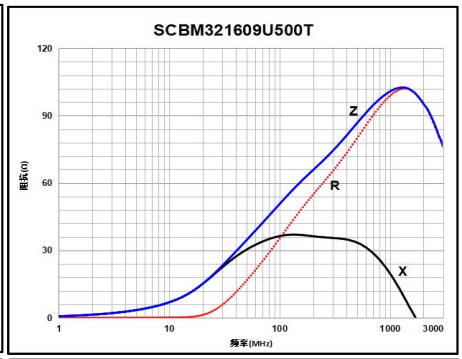

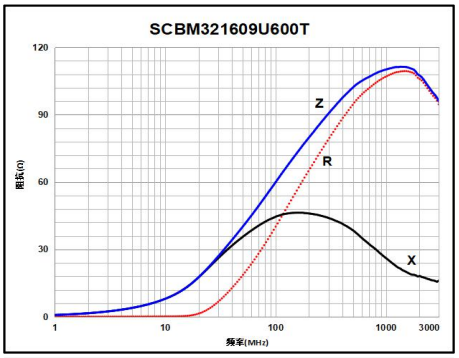

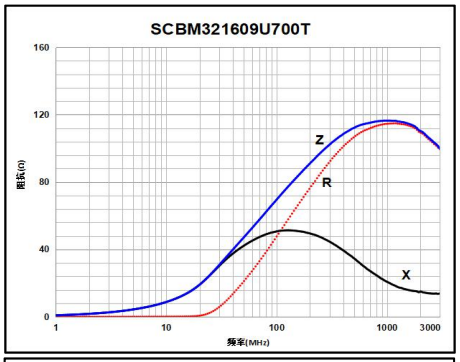

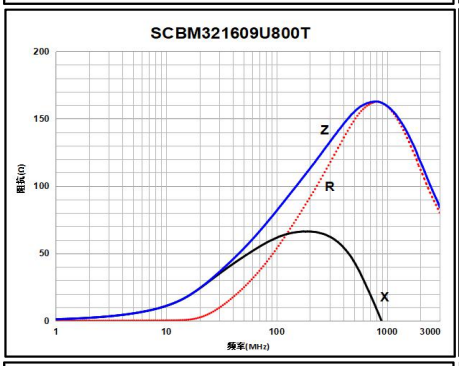

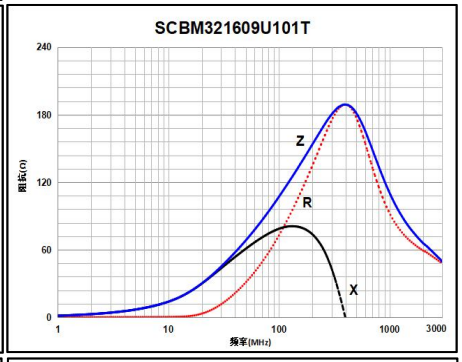

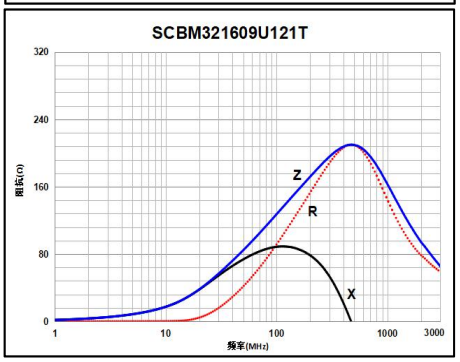

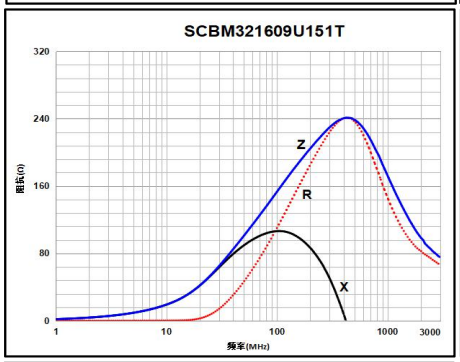

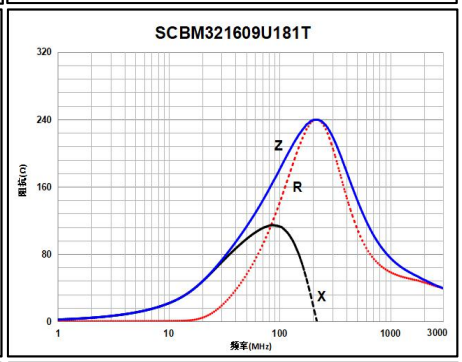

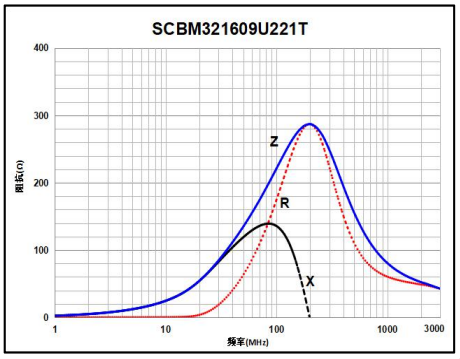

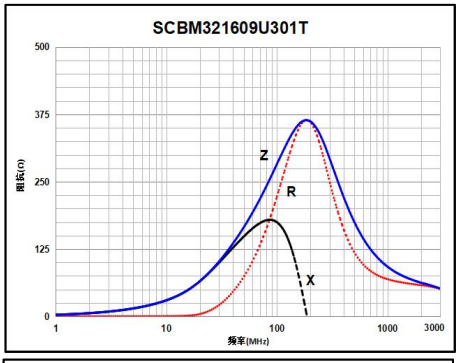

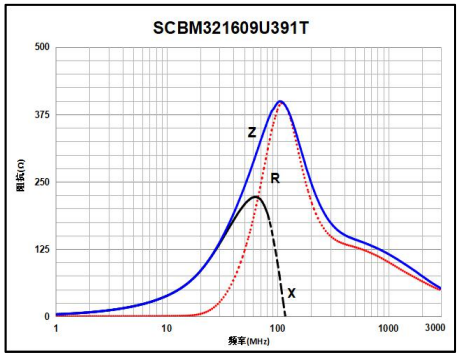

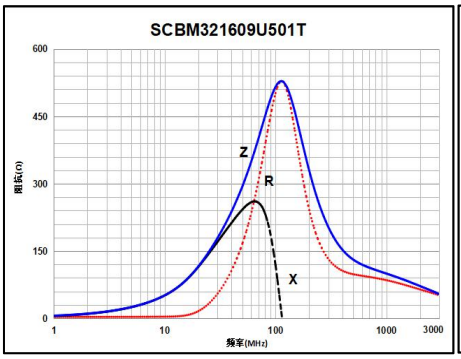

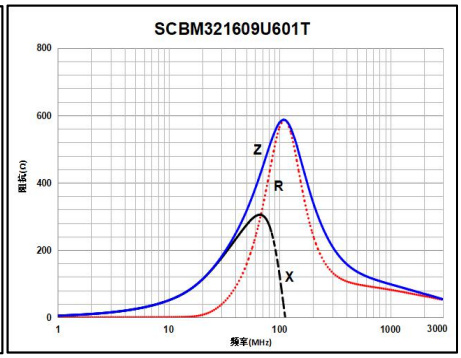

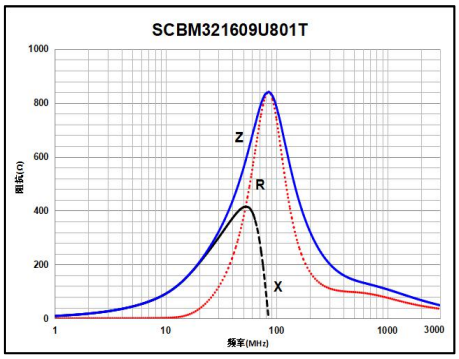

Impedance Frequency Characteristics 阻抗频率性能

SCBM321609 Series

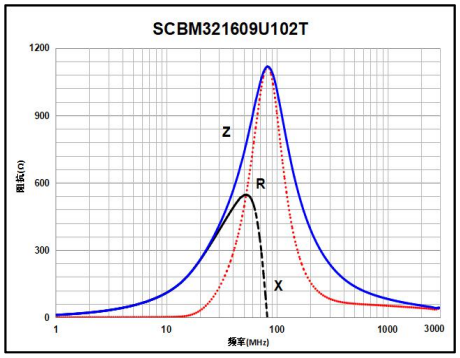

SCBM322513 Series

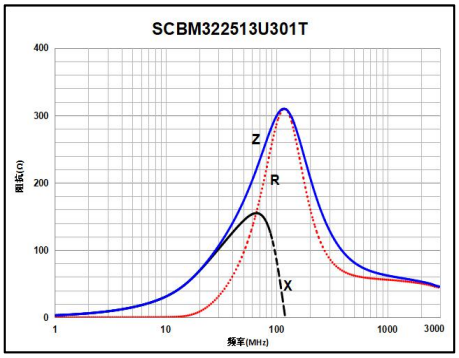

SCBM453215 Series

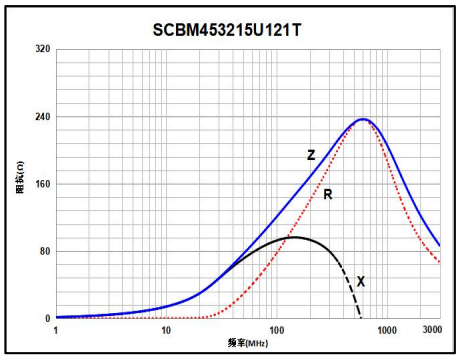

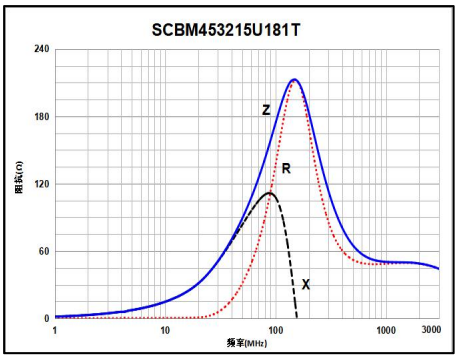

Multilayer Chip Power Bead SCBE Series 叠层片式音频磁珠 SCBE 系列

Features 特点

- No cross coupling between inductors due to low magnetic shield and high reliability.

漏磁小，不产生耦合，可靠性高

- No lead,ideal for high density SMT installation.

无引线，适合高密度表面贴装

- Superior solderability and resistance to soldering heat,suitable for reflow soldering.

优良的可焊性及耐热冲击性，适合回流焊

- Low DC resistance suitable for large current signals.

适用于大电流信号的低直流电阻

Applications 应用

- Used in Class D amplifier circuits, the audio beads provide noise reduction while maintaining a good audio signal. 音频磁珠应用于 D 级功放电路，可在保持良好音频信号的同时降低噪音。

Product Identification 产品标识

SCBE 322515 A 681 T

① ② ③ ④ ⑤

① Series name 系列名称：叠层片式铁氧体音频磁珠

② Dimension 产品尺寸L×W×T：【322515: 3.2mm×2.5 mm×1.5mm】

③ Material code 材料代码

④ Impedance 阻抗：【100=10Ω 101=100Ω 102=1000Ω】

⑤ Packing Style：【 T: Taping 编带盘装B: Bulk 散装】

Shapes And Dimensions 外形及尺寸示意图

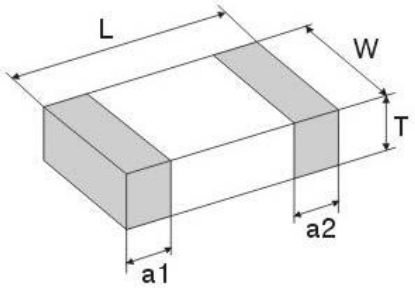

Type	Dimensions (mm) [inch]			
	L	W	T	a1, a2
252011 [1008]	2.5±0.20[0.098±0.008]	2.0±0.20 [0.079±0.008]	1.10±0.20 [0.043±0.008]	0.50±0.30 [0.02±0.012]
321611 [1206]	3.20±0.20 [0.126±0.008]	1.60±0.20 [0.063±0.008]	1.30 Max. [0.051]	0.50±0.30 [0.02±0.012]
322515 [1210]	3.20±0.20 [0.126±0.008]	2.50±0.20 [0.098±0.008]	1.50±0.20 [0.051±0.008]	0.50±0.30 [0.02±0.012]

Electrical Characteristics 电气性能

SCBE252011 Series

Part Number	Impedance (Ω)	Z Test Freq. (MHz)	RDC(m Ω) Max.	Ir(A) Max.
SCBE252011B101T	100±25%	100	20	6.0
SCBE252011B121T	120±25%	100	25	6.0
SCBE252011A301T	300±25%	100	30	4.0
SCBE252011B301T	300±25%	100	30	4.0
SCBE252011B601T	600±25%	100	30	4.0

SCBE321611 Series

Part Number	Impedance (Ω)	Z Test Freq. (MHz)	RDC(m Ω) Max.	Ir(A) Max.
SCBE321611X300T	30±25%	100	9	8.0
SCBE321611X330T	33±25%	100	9	8.0
SCBE321611A500T	50±25%	100	1.6	12.0
SCBE321611X500T	50±25%	100	10	6.0
SCBE321611X600T	60±25%	100	10	6.0
SCBE321611X800T	80±25%	100	15	6.0
SCBE321611X101T	100±25%	100	15	6.0
SCBE321611X111T	110±25%	100	15	6.0
SCBE321611B121T	120±25%	100	20	6.0
SCBE321611B151T	150±25%	100	30	6.0
SCBE321611B221T	220±25%	100	35	5.0
SCBE321611B301T	300±25%	100	40	4.0
SCBE321611B471T	470±25%	100	20	4.0

Electrical Characteristics 电气性能

SCBE321611 Series

Part Number	Impedance (Ω)	Z Test Freq. (MHz)	RDC(m Ω) Max.	Ir(A) Max.
SCBE322515A300T	30±25%	100	1.6	10.0
SCBE322515A600T	60±25%	100	7	8.0
SCBE322515A301T	300±25%	100	28	6.0
SCBE322515B471T	470±25%	100	30	4.5
SCBE322515A681T	680±25%	100	35	4.0
SCBE322515A681TA01	680±25%	100	35	4.0

Impedance Frequency Characteristics 阻抗频率性能

SCBE252011 Series

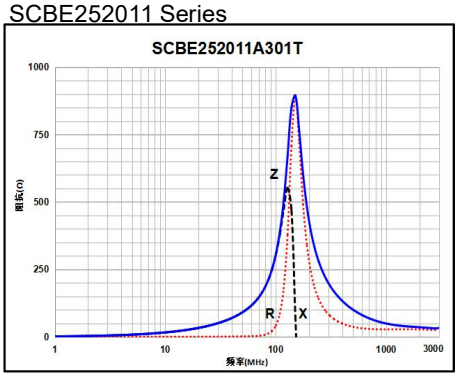

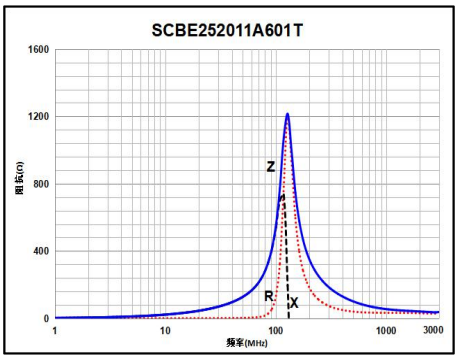

SCBE322515 Series

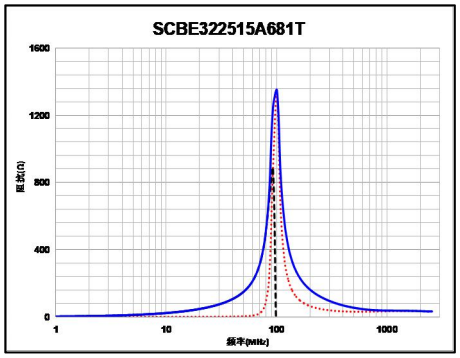

Multilayer Chip Ferrite Inductor SCMI Series 叠层片式铁氧体电感 SCMI 系列

Features 特点

- Compact size and light weight 尺寸小、重量轻
- Excellentsolderability and heat resistance for either flow or reflow soldering良好的可焊性和耐焊性
- No cross coupling between inductors due to magnetic shield 良好的磁屏蔽抗干扰性

Applications应用

- Resonance circuit, traps, filter circuits 应用于谐振电路、陷波及滤波电路
- RF choke in telecommunications equipment, cordless phones, radio equipment 电信、广播设备中的高频扼流

Product Identification 产品标识

SCMI 201209 V 47N K T

① ② ③ ④ ⑤ ⑥

① Series name 系列名称

② Dimension 产品尺寸L×W×T：【201209: 2.0mm×1.2 mm×0.9mm】

③ Material code 材料代码

④ Inductance 电感量：【47N=0.047μH R10=0.1μH 2R7=2.7μH 150=15μH】

⑤ Tolerance of Inductance 电感量公差：【J:±5% K:±10% M: ±20%】

⑥ Packing Style：【T: Taping 编带盘装B: Bulk 散装】

Shapes And Dimensions 外形及尺寸示意图

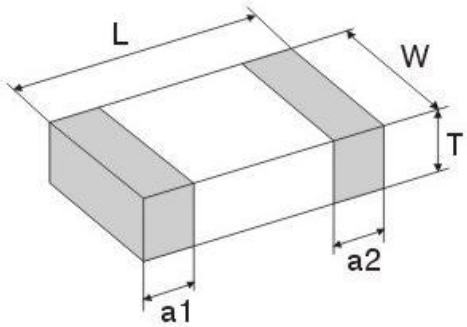

Type	Dimensions (mm) [inch]			
	L	W	T	a1, a2
100505 [0402]	1.00±0.15 [0.04±0.006]	0.50±0.15 [0.02±0.006]	0.50±0.15 [0.02±0.006]	0.25±0.10 [0.01±0.004]
160808 [0603]	1.60±0.20 [0.063±0.008]	0.80±0.20 [0.031±0.008]	0.80±0.20 [0.031±0.008]	0.30±0.20 [0.012±0.008]
201209 [0805]	2.00±0.20 [0.079±0.008]	1.20±0.20 [0.049±0.008]	0.90±0.20 [0.035±0.008]	0.50±0.30 [0.02±0.012]
201212 [0805]	2.00±0.20 [0.079±0.008]	1.20±0.20 [0.049±0.008]	1.20±0.20 [0.047±0.008]	0.50±0.30 [0.02±0.012]
321609 [1206]	3.20±0.20 [0.126±0.008]	1.60±0.20 [0.063±0.008]	0.90±0.20 [0.035±0.008]	0.50±0.30 [0.02±0.012]
321611 [1206]	3.20±0.20 [0.126±0.008]	1.60±0.20 [0.063±0.008]	1.10±0.20 [0.043±0.008]	0.50±0.30 [0.02±0.012]
322513 [1210]	3.20±0.20 [0.126±0.008]	2.50±0.20 [0.098±0.008]	1.30±0.20 [0.051±0.008]	0.50±0.30 [0.02±0.012]
451616 [1806]	4.50±0.20 [0.180±0.008]	1.60±0.20 [0.063±0.008]	1.60±0.20 [0.063±0.008]	0.50±0.30 [0.02±0.012]
453215 [1812]	4.50±0.20 [0.180±0.008]	3.20±0.20 [0.126±0.008]	1.50±0.20 [0.06±0.008]	0.50±0.30 [0.02±0.012]

Electrical Characteristics 电气性能

SCMI100505 Series

Part Number	L(μH)	Q Min.	L,Q Test Freq. (MHz)	SRF(MHz) Min.	RDC(Ω) Max.	Ir(mA) Max.
SCMI100505V47NKT	0.047±10%	10	50	220	0.45	25
SCMI100505V56NKT	0.056±10%	10	50	210	0.45	25
SCMI100505V68NKT	0.068±10%	10	50	210	0.45	25
SCMI100505V82NKT	0.082±10%	10	50	200	0.45	25
SCMI100505VR10KT	0.10±10%	15	25	200	0.7	25
SCMI100505VR12KT	0.12±10%	15	25	165	0.7	25
SCMI100505VR15KT	0.15±10%	15	25	140	0.8	25
SCMI100505VR18KT	0.18±10%	15	25	120	0.8	25
SCMI100505VR22KT	0.22±10%	15	25	110	1.0	25
SCMI100505VR27KT	0.27±10%	15	25	95	1.2	25
SCMI100505VR33KT	0.33±10%	15	25	85	1.2	25
SCMI100505UR39KT	0.39±10%	15	10	70	0.6	20
SCMI100505UR47KT	0.47±10%	15	10	68	0.7	20
SCMI100505UR56KT	0.56±10%	15	10	55	0.8	20
SCMI100505UR68KT	0.68±10%	15	10	50	0.9	20
SCMI100505UR82KT	0.82±10%	15	10	45	0.9	18
SCMI100505U1R0KT	1.0±10%	20	10	40	0.9	15
SCMI100505U1R2KT	1.2±10%	20	10	35	1.2	15

Electrical Characteristics 电气性能

SCMI160808 Series

Part Number	L (μH)	Q Min.	L,Q Test Freq. (MHz)	SRF(MHz) Min.	RDC(Ω) Max.	Ir(mA) Max.
SCMI160808V47NKT	0.047±10%	15	50	260	0.20	50
SCMI160808V56NKT	0.056±10%	15	50	260	0.20	50
SCMI160808V68NKT	0.068±10%	15	50	250	0.20	50
SCMI160808V82NKT	0.082±10%	15	50	245	0.20	50
SCMI160808VR10KT	0.10±10%	20	25	240	0.25	50
SCMI160808VR12KT	0.12±10%	20	25	205	0.30	50
SCMI160808VR15KT	0.15±10%	20	25	180	0.30	50
SCMI160808VR18KT	0.18±10%	20	25	165	0.30	50
SCMI160808VR22KT	0.22±10%	20	25	150	0.40	50
SCMI160808VR27KT	0.27±10%	20	25	136	0.45	50
SCMI160808VR33KT	0.33±10%	20	25	125	0.50	50
SCMI160808VR39KT	0.39±10%	20	25	110	0.60	50
SCMI160808VR47KT	0.47±10%	20	25	105	0.70	50
SCMI160808VR56KT	0.56±10%	20	25	95	0.70	50
SCMI160808VR68KT	0.68±10%	20	25	90	0.90	50
SCMI160808VR82KT	0.82±10%	20	25	85	1.00	50
SCMI160808U1R0KT	1.0±10%	25	10	75	0.50	25
SCMI160808U1R2KT	1.2±10%	25	10	65	0.55	25
SCMI160808U1R5KT	1.5±10%	25	10	60	0.70	25
SCMI160808U1R8KT	1.8±10%	25	10	55	0.75	25
SCMI160808U2R2KT	2.2±10%	25	10	50	0.80	25
SCMI160808U2R7KT	2.7±10%	25	10	45	0.90	15
SCMI160808U3R3KT	3.3±10%	25	10	40	1.00	15
SCMI160808U3R9KT	3.9±10%	25	10	35	1.30	15
SCMI160808X4R7KT	4.7±10%	25	4	33	1.50	15
SCMI160808X5R6KT	5.6±10%	12	4	22	1.55	5
SCMI160808J6R8KT	6.8±10%	12	4	20	1.55	5
SCMI160808J8R2KT	8.2±10%	12	4	18	1.65	5
SCMI160808J100KT	10±10%	20	2	17	1.75	3
SCMI160808J120KT	12±10%	20	2	15	1.85	3
SCMI160808J150MT	15±20%	20	1	14	2.50	1
SCMI160808J180MT	18±20%	20	1	13	2.70	1
SCMI160808J220MT	22±20%	20	1	12	3.00	1

Electrical Characteristics 电气性能

SCMI201209 Series

Part Number	L(μH)	Q Min.	L,Q Test Freq. (MHz)	SRF(MHz) Min.	RDC(Ω) Max.	Ir(mA) Max.
SCMI201209V47NKT	0.047±10%	25	50	320	0.15	300
SCMI201209V56NKT	0.056±10%	25	50	320	0.15	300
SCMI201209V68NKT	0.068±10%	25	50	280	0.20	300
SCMI201209V82NKT	0.082±10%	25	50	280	0.20	300
SCMI201209VR10KT	0.10±10%	20	25	235	0.20	250
SCMI201209VR12KT	0.12±10%	20	25	220	0.25	250
SCMI201209VR15KT	0.15±10%	20	25	200	0.25	250
SCMI201209VR18KT	0.18±10%	20	25	185	0.30	250
SCMI201209VR22KT	0.22±10%	20	25	170	0.30	250
SCMI201209VR27KT	0.27±10%	20	25	150	0.40	250
SCMI201209VR33KT	0.33±10%	20	25	145	0.40	250
SCMI201209VR39KT	0.39±10%	25	25	135	0.50	200
SCMI201209VR47KT	0.47±10%	25	25	125	0.50	200
SCMI201209VR56KT	0.56±10%	25	25	115	0.60	150
SCMI201209VR68KT	0.68±10%	25	25	105	0.65	150
SCMI201209VR82KT	0.82±10%	25	25	100	0.70	150
SCMI201209U1R0KT	1.0±10%	35	10	75	0.40	50
SCMI201209U1R2KT	1.2±10%	35	10	65	0.40	50
SCMI201209U1R5KT	1.5±10%	35	10	60	0.40	50
SCMI201209U1R8KT	1.8±10%	35	10	55	0.40	50
SCMI201209U2R2KT	2.2±10%	35	10	50	0.60	50
SCMI201209U2R7KT	2.7±10%	35	10	45	0.60	50
SCMI201209U3R3KT	3.3±10%	35	10	41	0.60	50
SCMI201209U3R9KT	3.9±10%	35	10	38	0.80	50
SCMI201209U4R7KT	4.7±10%	35	10	35	0.90	30
SCMI201209X5R6KT	5.6±10%	30	4	32	1.00	15
SCMI201209X6R8KT	6.8±10%	30	4	29	1.05	15
SCMI201209X8R2KT	8.2±10%	30	4	26	1.05	15
SCMI201209X100KT	10±10%	30	2	24	1.15	15
SCMI201209X120KT	12±10%	30	2	22	1.15	15
SCMI201209J150KT	15±10%	25	1	19	1.15	5
SCMI201209J180KT	18±10%	25	1	18	1.20	5
SCMI201209J220KT	22±10%	25	1	16	1.20	5
SCMI201209J270KT	27±10%	25	1	16	1.50	5
SCMI201209J330MT	33±20%	25	1	16	1.50	5
SCMI201212J390MT	39±20%	25	1	16	1.50	5
SCMI201212J470MT	47±20%	25	1	15	1.70	5

Electrical Characteristics 电气性能

SCMI321609 Series

Part Number	L(μH)	Q Min.	L,Q Test Freq. (MHz)	SRF(MHz) Min.	RDC(Ω) Max.	Ir(mA) Max
SCMI321609V47NKT	0.047±10%	30	50	320	0.15	300
SCMI321609V56NKT	0.056±10%	30	50	320	0.20	300
SCMI321609V68NKT	0.068±10%	30	50	280	0.25	300
SCMI321609V82NKT	0.082±10%	30	50	280	0.25	300
SCMI321609VR10KT	0.10±10%	25	25	235	0.25	250
SCMI321609VR12KT	0.12±10%	25	25	220	0.25	250
SCMI321609VR15KT	0.15±10%	25	25	200	0.25	250
SCMI321609VR18KT	0.18±10%	25	25	185	0.30	250
SCMI321609VR22KT	0.22±10%	25	25	170	0.30	250
SCMI321609VR27KT	0.27±10%	25	25	150	0.30	250
SCMI321609VR33KT	0.33±10%	25	25	145	0.30	250
SCMI321609VR39KT	0.39±10%	30	25	135	0.50	200
SCMI321609VR47KT	0.47±10%	30	25	125	0.50	200
SCMI321609VR56KT	0.56±10%	30	25	115	0.50	150
SCMI321609VR68KT	0.68±10%	30	25	105	0.50	150
SCMI321609VR82KT	0.82±10%	30	25	100	0.60	150
SCMI321609U1R0KT	1.0±10%	35	10	75	0.30	100
SCMI321609U1R2KT	1.2±10%	35	10	65	0.40	100
SCMI321609U1R5KT	1.5±10%	35	10	60	0.40	50
SCMI321609U1R8KT	1.8±10%	35	10	55	0.40	50
SCMI321609U2R2KT	2.2±10%	35	10	50	0.50	50
SCMI321609U2R7KT	2.7±10%	35	10	45	0.50	50
SCMI321609U3R3KT	3.3±10%	35	10	41	0.50	50
SCMI321609U3R9KT	3.9±10%	35	10	38	0.60	50
SCMI321609U4R7KT	4.7±10%	35	10	35	0.65	25
SCMI321609U5R6KT	5.6±10%	35	4	32	0.80	25
SCMI321609X6R8KT	6.8±10%	35	4	29	0.80	25
SCMI321609X8R2KT	8.2±10%	35	4	26	0.80	25
SCMI321609X100KT	10±10%	35	2	24	0.80	25
SCMI321609X120KT	12±10%	35	2	22	0.90	15
SCMI321609J150KT	15±10%	30	1	19	1.00	5
SCMI321609J180KT	18±10%	30	1	18	1.00	5
SCMI321609J220KT	22±10%	30	1	16	1.20	5
SCMI321609J270KT	27±10%	30	1	14	1.20	5
SCMI321609J330KT	33±10%	30	1	13	1.30	5
SCMI321609J390KT	39±10%	30	1	13	1.30	5
SCMI321611J470KT	47±10%	30	1	12	1.60	5
SCMI321611J560MT	56±20%	30	1	12	1.80	5
SCMI321611J680MT	68±20%	30	1	11	2.00	5
SCMI321611J820MT	82±20%	30	1	11	2.40	5
SCMI321611J101MT	100±20%	30	1	8	3.00	5

Electrical Characteristics 电气性能

SCMI322513 Series

Part Number	L(μH)	Q Min.	L,Q Test Freq. (MHz)	SRF(MHz) Min.	RDC(Ω) Max.	Ir(mA) Max
SCMI322513U1R0KT	1.0±10%	40	10	70	0.20	600
SCMI322513U1R2KT	1.2±10%	40	10	70	0.20	600
SCMI322513U1R5KT	1.5±10%	40	10	70	0.30	500
SCMI322513U1R8KT	1.8±10%	40	10	70	0.30	500
SCMI322513U2R2KT	2.2±10%	40	10	50	0.30	500
SCMI322513U2R7KT	2.7±10%	40	10	50	0.30	500
SCMI322513U3R3KT	3.3±10%	40	10	50	0.40	500
SCMI322513U3R9KT	3.9±10%	40	10	30	0.40	500
SCMI322513U4R7KT	4.7±10%	40	10	30	0.50	500
SCMI322513U5R6KT	5.6±10%	35	4	30	0.60	450
SCMI322513X6R8KT	6.8±10%	35	4	20	0.60	450
SCMI322513X8R2KT	8.2±10%	35	4	20	0.70	400
SCMI322513X100KT	10±10%	35	2	20	0.70	400
SCMI322513J120KT	12±10%	35	2	20	0.70	400
SCMI322513J150KT	15±10%	35	1	20	0.70	300
SCMI322513J180KT	18±10%	35	1	10	0.70	300
SCMI322513J220KT	22±10%	35	1	10	0.75	250
SCMI322513J270KT	27±10%	35	1	10	0.75	250
SCMI322513J330KT	33±10%	35	1	10	0.80	250
SCMI322513J390KT	39±10%	35	1	10	0.80	250
SCMI322513J470KT	47±10%	35	1	10	1.00	200
SCMI322513J560MT	56±20%	35	1	5	1.20	200
SCMI322513J680MT	68±20%	35	1	5	1.30	150
SCMI322513J820MT	82±20%	35	1	5	1.50	150
SCMI322513J101MT	100±20%	35	1	5	1.50	150
SCMI322513J121MT	120±20%	35	1	5	1.80	150

SCMI451616 Series

Part Number	L(μH)	Q Min.	L,Q Test Freq. (MHz)	SRF(MHz) Min.	RDC(Ω) Max.	Ir(mA) Max
SCMI451616U1R0KT	1.0±10%	40	10	80	0.25	500
SCMI451616U1R2KT	1.2±10%	40	10	75	0.30	500
SCMI451616U1R5KT	1.5±10%	40	10	60	0.30	500
SCMI451616U1R8KT	1.8±10%	40	10	55	0.35	450
SCMI451616U2R2KT	2.2±10%	40	10	50	0.35	400
SCMI451616U2R7KT	2.7±10%	40	10	45	0.40	400
SCMI451616U3R3KT	3.3±10%	40	10	40	0.45	400
SCMI451616U3R9KT	3.9±10%	40	10	35	0.45	400
SCMI451616U4R7KT	4.7±10%	40	10	30	0.50	300

Electrical Characteristics 电气性能

SCMI451616 Series

Part Number	L(μH)	Q Min.	L,Q Test Freq. (MHz)	SRF(MHz) Min.	RDC(Ω) Max.	Ir(mA) Max
SCMI451616U5R6KT	5.6±10%	40	4	20	0.50	300
SCMI451616X6R8KT	6.8±10%	35	4	20	0.60	300
SCMI451616X8R2KT	8.2±10%	35	4	15	0.70	250
SCMI451616X100KT	10±10%	35	2	15	0.70	250

SCMI453215 Series

Part Number	L(μH)	Q Min.	L,Q Test Freq. (MHz)	SRF(MHz) Min.	RDC(Ω) Max.	Ir(mA) Max
SCMI453215U1R0KT	1.0±10%	35	10	50	0.55	650
SCMI453215U1R2KT	1.2±10%	35	10	50	0.55	650
SCMI453215U1R5KT	1.5±10%	35	10	45	0.55	600
SCMI453215U1R8KT	1.8±10%	35	10	45	0.65	600
SCMI453215U2R2KT	2.2±10%	35	10	40	0.65	500
SCM453215U2R7KT	2.7±10%	35	10	40	0.70	500
SCMI453215U3R3KT	3.3±10%	35	10	35	0.75	500
SCMI453215U3R9KT	3.9±10%	35	10	35	0.80	500
SCMI453215U4R7KT	4.7±10%	30	10	25	0.90	500
SCMI453215U5R6KT	5.6±10%	30	4	20	0.90	500
SCMI453215U6R8KT	6.8±10%	30	4	18	1.00	500
SCMI453215X8R2KT	8.2±10%	30	4	17	1.00	450
SCMI453215X100KT	10±10%	30	2	16	1.00	450
SCMI453215X120KT	12±10%	35	2	15	1.00	450
SCMI453215J150KT	15±10%	35	1	14	1.00	400
SCMI453215J180KT	18±10%	35	1	13	1.00	400
SCMI453215J220KT	22±10%	35	1	12	1.30	300
SCMI453215J270KT	27±10%	35	1	10	1.30	300
SCMI453215J330KT	33±10%	40	1	10	1.50	250
SCMI453215J390KT	39±10%	40	1	10	1.50	250
SCMI453215J470KT	47±10%	40	1	8	1.65	250
SCMI453215J560KT	56±10%	40	1	8	1.80	250
SCMI453215J680MT	68±20%	40	1	6	2.00	200
SCMI453215J820MT	82±20%	40	1	6	2.30	200
SCMI453215J101MT	100±20%	40	1	6	2.30	150
SCMI453215J121MT	120±20%	40	1	6	2.50	150

Multilayer Chip Ferrite Large Current Inductor SCMP Series 叠层片式大电流电感 SCMP 系列

Features 特点

- Compact size and light weight 尺寸小，重量轻
- Excellent solderability and heat resistance for either flow or reflow soldering 良好的可焊性和耐焊性
- No cross coupling between inductors due to magnetic shield 良好的磁屏蔽抗干扰性
- Low RDC andHigh IDC 低直流电阻和高 IDC 特点

Applications 应用

- Cellular platform DC-DCconverter circuit 移动设备用 DC-DC 转换器电路
- Portable AV equipment(digital camera，DVD Type）便携式 AV 设备（数码照相机，DVD 等）
- Cellular platform(handset Type) 移动通讯设备（手机等）
- Memex(computer Type) 信息机器（电脑等）

Product Identification 产品标识

SCMP	201209	U	D	2R2	M	T
①	②	③	④	⑤	⑥	⑦

① Series name 系列名称

② Dimension 产品尺寸 L×W×T：【201209: 2.0mm×1.2mm×0.9mm】

③ Material code 材料代码

④ Series code 系列代码

⑤ Inductance 电感量：【R47=0.47μH 2R2=2.2μH 100=10μH】

⑥ Tolerance of Inductance 电感量公差：【M: ±20%】

⑦ Packing Style：【T: Taping 编带盘装B: Bulk 散装】

Shapes And Dimensions 外形及尺寸示意图

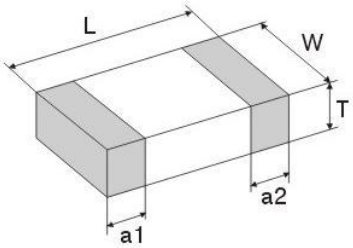

Type	Dimensions (mm) [inch]			
	L	W	T	a1, a2
160808 [0603]	1.60±0.20 [0.063±0.008]	0.80±0.20 [0.031±0.008]	0.80±0.20 [0.031±0.008]	0.30±0.20 [0.012±0.008]
201209 [0805]	2.00±0.20 [0.079±0.008]	1.20±0.20 [0.049±0.008]	0.90±0.20 [0.035±0.008]	0.50±0.30 [0.02±0.012]
201212 [0805]	2.00±0.20 [0.079±0.008]	1.20±0.20 [0.049±0.008]	1.20±0.20 [0.047±0.008]	0.50±0.30 [0.02±0.012]
252009 [1008]	2.50±0.20 [0.098±0.008]	2.00±0.20 [0.079±0.008]	0.90±0.20 [0.035±0.008]	0.50±0.30 [0.02±0.012]
321609 [1206]	3.20±0.20 [0.126±0.008]	1.60±0.20 [0.063±0.008]	0.90±0.20 [0.035±0.008]	0.50±0.30 [0.02±0.012]

Electrical Characteristics 电气性能

SCMP201209-DSeries

Part Number	Inductance (μH)	L Test Freq. (MHz)	SRF(MHz) Min.	RDC(Ω) Max.	Rated Current Max.(mA)
SCMP201209VD47NMT	0.047±20%	1	280	0.10	1100
SCMP201209VD56NMT	0.056±20%	1	280	0.10	1100
SCMP201209VD68NMT	0.068±20%	1	250	0.15	1100
SCMP201209VD82NMT	0.082±20%	1	250	0.15	1100
SCMP201209VDR10MT	0.10±20%	1	210	0.15	1100
SCMP201209VDR12MT	0.12±20%	1	200	0.15	1100
SCMP201209VDR15MT	0.15±20%	1	175	0.15	1100
SCMP201209VDR18MT	0.18±20%	1	160	0.15	1100
SCMP201209VDR22MT	0.22±20%	1	150	0.15	1100
SCMP201209VDR27MT	0.27±20%	1	130	0.15	1100
SCMP201209VDR33MT	0.33±20%	1	120	0.15	1100
SCMP201209VDR39MT	0.39±20%	1	110	0.15	1100
SCMP201209VDR47MT	0.47±20%	1	100	0.15	1100
SCMP201209VDR56MT	0.56±20%	1	100	0.36	800
SCMP201209VDR68MT	0.68±20%	1	95	0.36	800
SCMP201209VDR82MT	0.82±20%	1	90	0.36	800
SCMP201209UD1R0MT	1.0±20%	1	75	0.24	800
SCMP201209UD1R2MT	1.2±20%	1	65	0.24	800
SCMP201209UD1R5MT	1.5±20%	1	60	0.30	700
SCMP201209UD1R8MT	1.8±20%	1	55	0.36	600
SCMP201209UD2R2MT	2.2±20%	1	50	0.36	600
SCMP201209UD2R7MT	2.7±20%	1	45	0.36	600
SCMP201209UD3R3MT	3.3±20%	1	41	0.40	350
SCMP201209UD3R9MT	3.9±20%	1	38	0.40	350
SCMP201209UD4R7MT	4.7±20%	1	35	0.40	350
SCMP201209XD5R6MT	5.6±20%	1	32	0.50	250
SCMP201209XD6R8MT	6.8±20%	1	29	0.50	250
SCMP201209XD8R2MT	8.2±20%	1	26	0.56	250
SCMP201209XD100MT	10±20%	1	24	0.56	250
SCMP201209XD120MT	12±20%	1	22	0.56	250
SCMP201209JD150MT	15±20%	1	19	0.65	100

Electrical Characteristics 电气性能

SCMP321609-D Series

Part Number	Inductance (μH)	L Test Freq. (MHz)	SRF(MHz) Min.	RDC(Ω) Max.	Rated Current Max.(mA)
SCMP321609UD1R0MT	1.0±20%	1	60	0.15	1200
SCMP321609UD1R2MT	1.2±20%	1	65	0.15	1200
SCMP321609UD1R5MT	1.5±20%	1	60	0.17	1000
SCMP321609UD1R8MT	1.8±20%	1	55	0.24	900
SCMP321609UD2R2MT	2.2±20%	1	50	0.24	900
SCMP321609UD2R7MT	2.7±20%	1	45	0.30	800
SCMP321609UD3R3MT	3.3±20%	1	41	0.30	800
SCMP321609UD3R9MT	3.9±20%	1	38	0.38	700
SCMP321609UD4R7MT	4.7±20%	1	35	0.38	700
SCMP321609UD5R6MT	5.6±20%	1	32	0.45	500
SCMP321609XD6R8MT	6.8±20%	1	29	0.45	500
SCMP321609XD8R2MT	8.2±20%	1	26	0.55	300
SCMP321609XD100MT	10±20%	1	24	0.55	300
SCMP321609XD120MT	12±20%	1	22	0.55	300
SCMP321609JD150MT	15±20%	1	19	0.65	100
SCMP321609JD180MT	18±20%	1	18	0.65	100

SCMP160808-E Series

Part Number	Inductance (μH)	L Test Freq. (MHz)	SRF(MHz) Min.	RDC(Ω) Max.	Rated Current Max.(mA)
SCMP160808VE47NMT	0.047±20%	1	260	0.12	150
SCMP160808VE56NMT	0.056±20%	1	260	0.12	150
SCMP160808VE68NMT	0.068±20%	1	250	0.12	150
SCMP160808VE82NMT	0.082±20%	1	245	0.12	150
SCMP160808VER10MT	0.10±20%	1	240	0.15	150
SCMP160808VER12MT	0.12±20%	1	205	0.20	150
SCMP160808VER15MT	0.15±20%	1	180	0.20	150
SCMP160808VER18MT	0.18±20%	1	165	0.20	150
SCMP160808VER22MT	0.22±20%	1	150	0.25	150
SCMP160808VER27MT	0.27±20%	1	136	0.30	100
SCMP160808VER33MT	0.33±20%	1	125	0.30	100
SCMP160808VER39MT	0.39±20%	1	110	0.35	100
SCMP160808VER47MT	0.47±20%	1	105	0.45	100
SCMP160808VER56MT	0.56±20%	1	95	0.45	100
SCMP160808VER68MT	0.68±20%	1	90	0.55	100
SCMP160808VER82MT	0.82±20%	1	85	0.60	100
SCMP160808UE1R0MT	1.0±20%	1	75	0.30	150

Electrical Characteristics 电气性能

SCMP160808-E Series

Part Number	Inductance (μH)	L Test Freq. (MHz)	SRF(MHz) Min.	RDC(Ω) Max.	Rated Current Max.(mA)
SCMP160808UE1R2MT	1.2±20%	1	65	0.30	150
SCMP160808UE1R5MT	1.5±20%	1	60	0.35	120
SCMP160808UE1R8MT	1.8±20%	1	55	0.40	120
SCMP160808UE2R2MT	2.2±20%	1	50	0.50	120
SCMP160808UE2R7MT	2.7±20%	1	45	0.60	100
SCMP160808XE3R3MT	3.3±20%	1	40	0.65	100
SCMP160808XE3R9MT	3.9±20%	1	35	0.70	80
SCMP160808XE4R7MT	4.7±20%	1	33	0.75	80
SCMP160808JE5R6MT	5.6±20%	1	22	0.90	60
SCMP160808JE6R8MT	6.8±20%	1	20	0.90	60
SCMP160808JE8R2MT	8.2±20%	1	18	1.05	60
SCMP160808JE100MT	10±20%	1	17	1.15	60
SCMP160808JE120MT	12±20%	1	15	1.25	60

SCMP201209-E Series

Part Number	Inductance (μH)	L Test Freq. (MHz)	SRF(MHz) Min.	RDC(Ω) Max.	Rated Current Max.(mA)
SCMP201209VE47NMT	0.047±20%	1	320	0.15	350
SCMP201209VE56NMT	0.056±20%	1	320	0.15	350
SCMP201209VE68NMT	0.068±20%	1	280	0.20	350
SCMP201209VE82NMT	0.082±20%	1	280	0.20	350
SCMP201209VER10MT	0.10±20%	1	235	0.20	350
SCMP201209VER12MT	0.12±20%	1	220	0.20	350
SCMP201209VER15MT	0.15±20%	1	200	0.20	350
SCMP201209VER18MT	0.18±20%	1	185	0.25	300
SCMP201209VER22MT	0.22±20%	1	170	0.25	300
SCMP201209VER27MT	0.27±20%	1	150	0.25	300
SCMP201209VER33MT	0.33±20%	1	145	0.25	300
SCMP201209VER39MT	0.39±20%	1	135	0.30	250
SCMP201209VER47MT	0.47±20%	1	125	0.30	250
SCMP201209VER56MT	0.56±20%	1	115	0.36	200
SCMP201209VER68MT	0.68±20%	1	105	0.36	200
SCMP201209VER82MT	0.82±20%	1	100	0.36	200
SCMP201209UE1R0MT	1.0±20%	1	75	0.26	220
SCMP201209UE1R2MT	1.2±20%	1	65	0.26	220
SCMP201209UE1R5MT	1.5±20%	1	60	0.30	180

Electrical Characteristics 电气性能

SCMP201209-E Series

Part Number	Inductance (μH)	L Test Freq. (MHz)	SRF(MHz) Min.	RDC(Ω) Max.	Rated Current Max.(mA)
SCMP201209UE1R8MT	1.8±20%	1	55	0.30	180
SCMP201209UE2R2MT	2.2±20%	1	50	0.36	150
SCMP201209UE2R7MT	2.7±20%	1	45	0.36	150
SCMP201209UE3R3MT	3.3±20%	1	41	0.40	120
SCMP201209UE3R9MT	3.9±20%	1	38	0.40	120
SCMP201209UE4R7MT	4.7±20%	1	35	0.40	120
SCMP201209XE5R6MT	5.6±20%	1	32	0.60	100
SCMP201209XE6R8MT	6.8±20%	1	29	0.60	100
SCMP201209XE8R2MT	8.2±20%	1	26	0.65	100
SCMP201209XE100MT	10±20%	1	24	0.65	100
SCMP201209XE120MT	12±20%	1	22	0.65	100
SCMP201209JE150MT	15±20%	1	19	0.75	50
SCMP201209JE180MT	18±20%	1	18	0.75	50
SCMP201209JE220MT	22±20%	1	16	0.75	50

SCMP321609-E Series

Part Number	Inductance (μH)	L Test Freq. (MHz)	SRF(MHz) Min.	RDC(Ω) Max.	Rated Current Max.(mA)
SCMP321609VE47NMT	0.047±20%	1	320	0.15	450
SCMP321609VE56NMT	0.056±20%	1	320	0.15	450
SCMP321609VE68NMT	0.068±20%	1	280	0.20	450
SCMP321609VE82NMT	0.082±20%	1	280	0.20	450
SCMP321609VER10MT	0.10±20%	1	235	0.20	350
SCMP321609VER12MT	0.12±20%	1	220	0.20	350
SCMP321609VER15MT	0.15±20%	1	200	0.20	350
SCMP321609VER18MT	0.18±20%	1	185	0.20	350
SCMP321609VER22MT	0.22±20%	1	170	0.20	350
SCMP321609VER27MT	0.27±20%	1	150	0.20	350
SCMP321609VER33MT	0.33±20%	1	145	0.20	350
SCMP321609VER39MT	0.39±20%	1	135	0.30	220
SCMP321609VER47MT	0.47±20%	1	125	0.30	220
SCMP321609VER56MT	0.56±20%	1	115	0.30	220
SCMP321609VER68MT	0.68±20%	1	105	0.30	220
SCMP321609VER82MT	0.82±20%	1	100	0.30	220
SCMP321609UE1R0MT	1.0±20%	1	75	0.20	250
SCMP321609UE1R2MT	1.2±20%	1	65	0.20	250
SCMP321609UE1R5MT	1.5±20%	1	60	0.25	250

Electrical Characteristics 电气性能

SCMP321609-E Series

Part Number	Inductance (μH)	L Test Freq. (MHz)	SRF(MHz) Min.	RDC(Ω) Max.	Rated Current Max.(mA)
SCMP321609UE1R8MT	1.8±20%	1	55	0.25	250
SCMP321609UE2R2MT	2.2±20%	1	50	0.30	200
SCMP321609UE2R7MT	2.7±20%	1	45	0.30	200
SCMP321609UE3R3MT	3.3±20%	1	41	0.30	200
SCMP321609UE3R9MT	3.9±20%	1	38	0.35	150
SCMP321609UE4R7MT	4.7±20%	1	35	0.35	150
SCMP321609UE5R6MT	5.6±20%	1	32	0.50	100
SCMP321609XE6R8MT	6.8±20%	1	29	0.50	100
SCMP321609XE8R2MT	8.2±20%	1	26	0.50	100
SCMP321609XE100MT	10±20%	1	24	0.50	100
SCMP321609XE120MT	12±20%	1	22	0.60	100
SCMP321609JE150MT	15±20%	1	19	0.80	50
SCMP321609JE180MT	18±20%	1	18	0.80	50
SCMP321609JE220MT	22±20%	1	16	1.00	50
SCMP321609JE270MT	27±20%	1	14	1.00	50

Multilayer Chip Ferrite Large Current Inductor SCMH Series 叠层片式大电流电感 SCMH 系列

Features 特点

- Compact size and light weight 尺寸小，重量轻
- Excellent solderability and heat resistance for either flow or reflow soldering 良好的可焊性和耐焊性
- No cross coupling between inductors due to magnetic shield 良好的磁屏蔽抗干扰性
- Very large rated current and low direct-current resistance 超大的额定电流，极低的直流电阻

Applications 应用

- Cellular platform DC-DCconverter circuit 移动设备用 DC-DC 转换器电路
- Portable AV equipment(digital camera，DVD Type）便携式 AV 设备（数码照相机，DVD 等）
- Cellular platform(handset Type) 移动通讯设备（手机等）
- Memex(computer Type) 信息机器（电脑等）

Product Identification 产品标识

SCMH 201209 B 2R2 M T

① ② ③ ④ ⑤ ⑥

① Series name 系列名称

② Dimension 产品尺寸 L×W×T：【201209: 2.0mm×1.2mm×0.9mm】

③ Material code 材料代码

④ Inductance 电感量：【R47=0.47μH 2R2=2.2μH 100=10μH】

⑤ Tolerance of Inductance 电感量公差：【M: ±20%】

⑥ Packing Style：【T: Taping 编带盘装B: Bulk 散装】

Shapes And Dimensions 外形及尺寸示意图

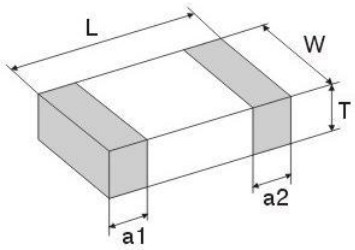

Type	Dimensions (mm) [inch]			
	L	W	T	a1, a2
160808 [0603]	1.60±0.20 [0.063±0.008]	0.80±0.20 [0.031±0.008]	0.80±0.20 [0.031±0.008]	0.30±0.20 [0.012±0.008]
201209 [0805]	2.00±0.20 [0.079±0.008]	1.20±0.20 [0.049±0.008]	0.90±0.20 [0.035±0.008]	0.50±0.30 [0.02±0.012]
252009 [1008]	2.50±0.20 [0.098±0.008]	2.00±0.20 [0.079±0.008]	0.90±0.20 [0.035±0.008]	0.50±0.30 [0.02±0.012]

Electrical Characteristics 电气性能

SCMH160808 Series

Part Number	Inductance (μH)	L Test Freq. (MHz)	SRF(MHz) Min.	RDC(Ω)	Rated Current Max.(mA)
SCMH160808BR47MT	0.47±20%	1	100	0.10±30%	1050
SCMH160808BR56MT	0.56±20%	1	100	0.12±30%	1050
SCMH160808B1R0MT	1.0±20%	1	98	0.20±30%	900
SCMH160808B1R8MT	1.8±20%	1	95	0.24±30%	750
SCMH160808B2R2MT	2.2±20%	1	95	0.24±30%	750
SCMH160808B4R7MT	4.7±20%	1	65	0.50±30%	700

SCMH201209 Series

Part Number	Inductance (μH)	L Test Freq. (MHz)	SRF(MHz) Min.	RDC(Ω)	Rated Current Max.(mA)
SCMH201209A1R0MT	1.0±20%	1	75	0.14±25%	300
SCMH201209A2R2MT	2.2±20%	1	50	0.224±25%	220
SCMH201209A3R3MT	3.3±20%	1	35	0.24±25%	200
SCMH201209A4R7MT	4.7±20%	1	25	0.30±25%	180
SCMH201209B1R0MT	1.0±20%	1	75	0.11±25%	1150
SCMH201209B2R2MT	2.2±20%	1	50	0.20±25%	950
SCMH201209B3R3MT	3.3±20%	1	35	0.22±25%	800
SCMH201209B4R7MT	4.7±20%	1	25	0.30±25%	750
SCMH201209B6R8MT	6.8±20%	1	25	0.30±25%	600

SCMH252010 Series

Part Number	Inductance (μH)	L Test Freq. (MHz)	SRF(MHz) Min.	RDC(Ω)	Rated Current Max.(mA)
CMH252010A1R0MT	1.0±20%	1	70	0.08±25%	400
CMH252010A2R2MT	2.2±20%	1	55	0.12±25%	300
CMH252010A3R3MT	3.3±20%	1	30	0.144±25%	260
CMH252010A4R7MT	4.7±20%	1	25	0.18±25%	240
CMH252010B1R0MT	1.0±20%	1	70	0.06±25%	1600
CMH252010B2R2MT	2.2±20%	1	55	0.10±25%	1300
CMH252010B3R3MT	3.3±20%	1	30	0.14±25%	1200
CMH252010B4R7MT	4.7±20%	1	25	0.18±25%	1100
CMH252010B6R8MT	6.8±20%	1	25	0.22±25%	1000

Multilayer Chip High Frequency Inductor SCHF Series叠层片式高频电感SCHF系列

Features特点

- Multilayer monolithic construction yields high reliability
  独石结构、高可靠性
- High self-resonant frequency
  高自谐振频率
- Excellentsolderability and heat resistance for either flow or reflow soldering
  良好的可焊性和耐焊性

Applications应用

- High frequency circuits of telecommunication.通讯产品的射频模块
- Mobile phones such as GSM, CDMA, PDC, etc. GSM、CDMA、PDC 手机
- "Bluetooth"蓝牙模块
- Other High frequency circuits in general 其它高频线路应用中

Product Identification 产品标识

SCHF	160808	H	10N	J	T
①	②	③	④	⑤	⑥

① Series name 系列名称

② Dimension 产品尺寸 L×W×T:【1608:1.6mm×0.8mm×0.8mm】

③ Material code 材料代码

④ Inductance 电感量:【3N3=3.3nH 10N=10nH R10=100nH】

⑤ Tolerance of Inductance 电感量公差:【S:±0.3nH D:±0.5nH J: ±5% K: ±10%】

⑥ Packing Style:【T: Taping 编带盘装 B: Bulk 散装】

Shapes And Dimensions 外形及尺寸示意图

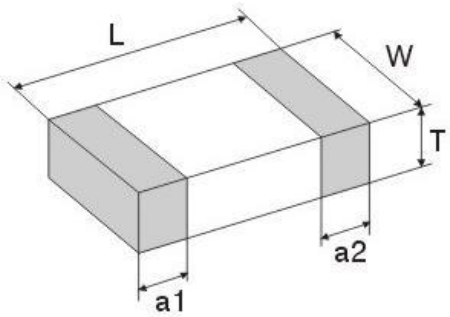

Type	Dimensions (mm)[inch]			
	L	W	T	a1, a2
060303[0201]	0.6±0.03[0.024±0.001]	0.3±0.03[0.012±0.001]	0.3±0.03[0.012±0.001]	0.15±0.05[0.006±0.002]
100505[0402]	1.00±0.15[0.040±0.006]	0.50±0.15[0.020±0.006]	0.50±0.15[0.020±0.006]	0.25±0.10[0.010±0.004]
160808[0603]	1.60±0.20[0.063±0.008]	0.80±0.20[0.031±0.008]	0.80±0.20[0.031±0.008]	0.30±0.20[0.012±0.008]
201209[0805]	2.00±0.20[0.079±0.008]	1.20±0.20[0.047±0.008]	0.90±0.20[0.035±0.008]	0.50±0.30[0.020±0.012]

Electrical Characteristics 电气性能

SCHF060303 Series

Part Number	L(nH)	L,Q Test Freq. (MHz)	Q Min.	SRF(MHz) Min.	RDC(Ω) Max.	Ir(mA) Max.
SCHF060303H0N6CT	0.6±0.2	500	13	10000	0.06	600
SCHF060303H0N7CT	0.7±0.2	500	13	10000	0.06	550
SCHF060303H0N8CT	0.8±0.2	500	13	10000	0.07	550
SCHF060303H1N0ST	1.0±0.3	500	13	10000	0.08	520
SCHF060303H1N1ST	1.1±0.3	500	13	10000	0.11	440
SCHF060303H1N2ST	1.2±0.3	500	13	10000	0.12	440
SCHF060303H1N4ST	1.4±0.3	500	13	10000	0.12	430
SCHF060303H1N5ST	1.5±0.3	500	13	10000	0.12	420
SCHF060303H1N6ST	1.6±0.3	500	13	10000	0.13	410
SCHF060303H1N8ST	1.8±0.3	500	13	10000	0.15	380
SCHF060303H2N0ST	2.0±0.3	500	13	10000	0.20	360
SCHF060303H2N2ST	2.2±0.3	500	13	10000	0.20	350
SCHF060303H2N4ST	2.4±0.3	500	13	10000	0.22	330
SCHF060303H2N6ST	2.6±0.3	500	13	9400	0.22	320
SCHF060303H2N7ST	2.7±0.3	500	13	9200	0.23	300
SCHF060303H3N0ST	3.0±0.3	500	13	8600	0.26	280
SCHF060303H3N3ST	3.3±0.3	500	13	8100	0.30	270
SCHF060303H3N6ST	3.6±0.3	500	13	7700	0.38	240
SCHF060303H3N9ST	3.9±0.3	500	13	7400	0.42	230
SCHF060303H4N3ST	4.3±0.3	500	13	6800	0.44	220
SCHF060303H4N7ST	4.7±0.3	500	13	6200	0.45	220
SCHF060303H5N1ST	5.1±0.3	500	13	5900	0.46	210
SCHF060303H5N6ST	5.6±0.3	500	13	5500	0.46	210
SCHF060303H6N2ST	6.2±0.3	500	13	5100	0.48	210
SCHF060303H6N8JT	6.8±5%	500	13	4900	0.50	200
SCHF060303H7N5JT	7.5±5%	500	13	4700	0.50	200
SCHF060303H8N2JT	8.2±5%	500	13	4300	0.56	190
SCHF060303H9N1JT	9.1±5%	500	13	4100	0.72	170
SCHF060303H10NJT	10±5%	500	13	3800	0.80	160
SCHF060303H12NJT	12±5%	500	13	3400	0.80	160
SCHF060303H15NJT	15±5%	500	13	2600	0.85	160
SCHF060303H18NJT	18±5%	500	13	2300	1.00	140
SCHF060303H22NJT	22±5%	500	13	1900	1.20	130
SCHF060303H27NJT	27±5%	500	13	1800	1.60	120
SCHF060303H33NJT	33±5%	300	13	1800	2.20	110
SCHF060303H39NJT	39±5%	300	11	1600	2.30	100
SCHF060303H47NJT	47±5%	300	11	1500	2.60	100
SCHF060303H56NJT	56±5%	300	11	1400	2.80	80
SCHF060303H68NJT	68±5%	300	11	1200	3.20	80

Electrical Characteristics 电气性能

SCHF060303 Series

Part Number	L(nH)	L,Q Test Freq. (MHz)	Q Min.	SRF(MHz) Min.	RDC(Ω) Max.	Ir(mA) Max.
SCHF060303H82NJT	82±5%	300	10	1100	3.80	70
SCHF060303HR10JT	100±5%	300	10	1000	4.00	60
SCHF060303HR12JT	120±5%	300	9	1000	5.00	50

SCHF100505 Series

Part Number	L(nH)	L,Q Test Freq. (MHz)	Q Min.	SRF(MHz) Min.	RDC(Ω) Max.	Ir(mA) Max.
SCHF100505H1N0ST	1.0±0.3	100	7	10000	0.1	400
SCHF100505H1N1ST	1.1±0.3	100	7	10000	0.1	400
SCHF100505H1N2ST	1.2±0.3	100	7	10000	0.1	400
SCHF100505H1N3ST	1.3±0.3	100	7	10000	0.1	400
SCHF100505H1N5ST	1.5±0.3	100	7	6000	0.1	300
SCHF100505H1N6ST	1.6±0.3	100	7	6000	0.1	300
SCHF100505H1N8ST	1.8±0.3	100	7	6000	0.1	300
SCHF100505H2N0ST	2.0±0.3	100	7	6000	0.2	300
SCHF100505H2N2ST	2.2±0.3	100	7	6000	0.2	300
SCHF100505H2N4ST	2.4±0.3	100	7	6000	0.2	300
SCHF100505H2N7ST	2.7±0.3	100	7	6000	0.2	300
SCHF100505H3N0ST	3.0±0.3	100	7	6000	0.2	300
SCHF100505H3N3ST	3.3±0.3	100	7	6000	0.2	300
SCHF100505H3N6ST	3.6±0.3	100	7	4000	0.2	300
SCHF100505H3N9ST	3.9±0.3	100	7	4000	0.2	300
SCHF100505H4N3ST	4.3±0.3	100	7	4000	0.2	300
SCHF100505H4N7ST	4.7±0.3	100	7	4000	0.2	300
SCHF100505H5N1ST	5.1±0.3	100	7	4000	0.3	300
SCHF100505H5N6ST	5.6±0.3	100	7	4000	0.3	300
SCHF100505H6N2ST	6.2±0.3	100	7	3900	0.3	300
SCHF100505H6N8JT	6.8±5%	100	7	3900	0.3	300
SCHF100505H7N5JT	7.5±5%	100	7	3700	0.4	300
SCHF100505H8N2JT	8.2±5%	100	7	3600	0.4	300
SCHF100505H9N1JT	9.1±5%	100	7	3400	0.4	300
SCHF100505H10NJT	10±5%	100	7	3200	0.4	300
SCHF100505H12NJT	12±5%	100	8	2700	0.5	300
SCHF100505H15NJT	15±5%	100	8	2300	0.5	300
SCHF100505H18NJT	18±5%	100	8	2100	0.6	300
SCHF100505H20NJT	20±5%	100	8	2000	0.6	300
SCHF100505H22NJT	22±5%	100	8	1900	0.6	300
SCHF100505H27NJT	27±5%	100	8	1600	0.7	300

Electrical Characteristics 电气性能

SCHF100505 Series

Part Number	L(nH)	L,Q Test Freq. (MHz)	Q Min.	SRF(MHz) Min.	RDC(Ω) Max.	Ir(mA) Max.
SCHF100505H33NJT	33±5%	100	8	1300	0.8	200
SCHF100505H39NJT	39±5%	100	8	1200	1.0	200
SCHF100505H47NJT	47±5%	100	8	1100	1.1	200
SCHF100505H56NJT	56±5%	100	8	750	1.2	200
SCHF100505H68NJT	68±5%	100	8	750	1.4	180
SCHF100505H82NJT	82±5%	100	8	750	2.4	150
SCHF100505HR10JT	100±5%	100	8	700	2.6	150
SCHF100505HR12JT	120±5%	100	8	600	2.8	150
SCHF100505HR15JT	150±5%	100	8	550	3.2	100
SCHF100505HR18JT	180±5%	100	8	500	3.7	100
SCHF100505HR22JT	220±5%	100	8	450	4.0	100

SCHF160808 Series

Part Number	L(nH)	L,Q Test Freq. (MHz)	Q Min.	SRF(MHz) Min.	RDC(Ω) Max.	Ir(mA) Max.
SCHF160808H1N0ST	1.0±0.3	100	8	10000	0.05	500
SCHF160808H1N2ST	1.2±0.3	100	8	10000	0.10	500
SCHF160808H1N5ST	1.5±0.3	100	8	10000	0.10	400
SCHF160808H1N8ST	1.8±0.3	100	8	9800	0.12	400
SCHF160808H2N2ST	2.2±0.3	100	8	7600	0.20	400
SCHF160808H2N7ST	2.7±0.3	100	8	7000	0.20	400
SCHF160808H3N3ST	3.3±0.3	100	8	6200	0.20	400
SCHF160808H3N9ST	3.9±0.3	100	8	5600	0.25	400
SCHF160808H4N7ST	4.7±0.3	100	8	4800	0.30	400
SCHF160808H5N6ST	5.6±0.3	100	8	4600	0.30	400
SCHF160808H6N8JT	6.8±5%	100	8	4200	0.35	400
SCHF160808H8N2JT	8.2±5%	100	8	3600	0.35	400
SCHF160808H10NJT	10±5%	100	8	3200	0.40	300
SCHF160808H12NJT	12±5%	100	8	2800	0.40	300
SCHF160808H15NJT	15±5%	100	8	2600	0.45	300
SCHF160808H18NJT	18±5%	100	8	2400	0.60	300
SCHF160808H22NJT	22±5%	100	8	2000	0.60	300
SCHF160808H27NJT	27±5%	100	8	1900	0.80	300
SCHF160808H33NJT	33±5%	100	8	1600	0.80	300
SCHF160808H39NJT	39±5%	100	8	1400	1.00	300
SCHF160808H47NJT	47±5%	100	8	1200	1.00	200
SCHF160808H56NJT	56±5%	100	8	1000	1.00	200
SCHF160808H68NJT	68±5%	100	8	900	1.00	200

Electrical Characteristics 电气性能

SCHF160808 Series

Part Number	L(nH)	L,Q Test Freq. (MHz)	Q Min.	SRF(MHz) Min.	RDC(Ω) Max.	Ir(mA) Max.
SCHF160808H82NJT	82±5%	100	8	800	1.00	200
SCHF160808HR10JT	100±5%	100	8	700	1.40	200
SCHF160808HR12JT	120±5%	50	8	600	1.60	150
SCHF160808HR15JT	150±5%	50	8	500	1.80	150
SCHF160808HR18JT	180±5%	50	8	500	1.80	150
SCHF160808HR22JT	220±5%	50	8	350	2.40	150
SCHF160808HR27JT	270±5%	50	8	350	2.60	150
SCHF160808HR33JT	330±5%	50	8	350	2.80	150
SCHF160808HR39KT	390±10%	50	8	300	3.20	150
SCHF160808HR43KT	430±10%	50	8	280	3.40	150
SCHF160808HR47KT	470±10%	50	8	250	3.60	150

SCHF201209 Series

Part Number	L(nH)	L,Q Test Freq. (MHz)	Q Min.	SRF(MHz) Min.	RDC(Ω) Max.	Ir(mA) Max.
SCHF201209H1N5ST	1.5±0.3	100	8	6000	0.10	600
SCHF201209H1N8ST	1.8±0.3	100	8	6000	0.10	600
SCHF201209H2N2ST	2.2±0.3	100	8	6000	0.10	600
SCHF201209H2N7ST	2.7±0.3	100	8	6000	0.10	600
SCHF201209H3N3ST	3.3±0.3	100	8	6000	0.13	600
SCHF201209H3N9ST	3.9±0.3	100	8	5400	0.15	600
SCHF201209H4N7ST	4.7±0.3	100	8	4500	0.20	400
SCHF201209H5N6ST	5.6±0.3	100	8	4000	0.23	400
SCHF201209H6N8JT	6.8±5%	100	8	3650	0.25	400
SCHF201209H8N2JT	8.2±5%	100	8	3000	0.28	400
SCHF201209H10NJT	10±5%	100	8	2500	0.30	300
SCHF201209H12NJT	12±5%	100	8	2450	0.35	300
SCHF201209H15NJT	15±5%	100	8	2000	0.40	300
SCHF201209H18NJT	18±5%	100	8	1750	0.45	300
SCHF201209H22NJT	22±5%	100	8	1700	0.50	300
SCHF201209H27NJT	27±5%	100	8	1550	0.55	300
SCHF201209H33NJT	33±5%	100	8	1350	0.60	300
SCHF201209H39NJT	39±5%	100	8	1300	0.70	300
SCHF201209H47NJT	47±5%	100	8	1200	0.80	300
SCHF201209H56NJT	56±5%	100	8	1150	0.80	300
SCHF201209H68NJT	68±5%	100	8	1000	0.85	300
SCHF201209H82NJT	82±5%	100	8	850	0.90	300
SCHF201209HR10JT	100±5%	100	8	600	1.00	300

Electrical Characteristics 电气性能

SCHF201209 Series

Part Number	L(nH)	L,Q Test Freq. (MHz)	Q Min.	SRF(MHz) Min.	RDC(Ω) Max.	Ir(mA) Max.
SCHF201209HR12JT	120±5%	50	8	500	1.20	300
SCHF201209HR15KT	150±10%	50	8	500	1.50	300
SCHF201209HR18KT	180±10%	50	8	400	1.80	300
SCHF201209HR22KT	220±10%	50	8	350	1.80	300
SCHF201209HR27KT	270±10%	50	8	350	1.80	300
SCHF201209HR33KT	330±10%	50	8	300	2.00	300
SCHF201209HR39KT	390±10%	50	8	250	2.00	300
SCHF201209HR47KT	470±10%	50	8	200	2.00	300

SMD Wire Wound Chip Inductor SCWI-C Series 贴片（高频）绕线电感 SCWI-C 系列

Features特点

- Minature size, suitable for SMT

  体积小，适合高密度表面贴装

- High Q value、high SRF、Tight inductance tolerance and high reliability

  高 Q 值、高自谐频率、高精度和高可靠性

Applications应用

- Cordless phone and high frequency communication products

  无线电话和高频通信产品

Product Identification 产品标识

SCWI 0402 UC 10N J S T

① ② ③ ④ ⑤ ⑥ ⑦

① Series name 系列名称

② Dimension 产品尺寸

③ Base materials 基体材质【UC HC】

④ Inductance 电感量【1N0=1.0nH; 10N=10nH; R10=100nH】

⑤ Tolerance of Inductance 电感量公差【B:±0.1nH C:±0.2nH S:±0.3nH D:±0.5nH F: ±1% G: ±2% H: ±3% J: ±5% K: ±10% M: ±20%】

⑥ Terminal 电极【S:镀锡 G:镀金】

⑦ Packing Style 包装方式【T: Taping 编带盘装 B: Bulk 散装】

Shapes And Dimensions 外形及尺寸示意图

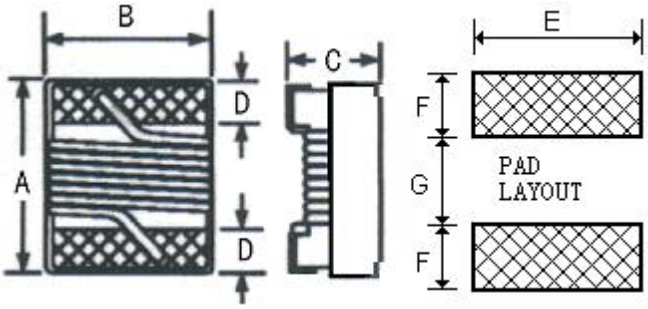

Series	Dimensions(mm) [inch]						
	A Max.	B Max.	C Max.	D Typ.	E Typ.	F Typ.	G Typ.
SCWI0402UC	1.19 [0.047]	0.66 [0.026]	0.60 [0.024]	0.23 [0.009]	0.68 [0.026]	0.36 [0.014]	0.46 [0.018]
SCWI0603UC	1.78 [0.070]	1.10 [0.043]	0.95 [0.037]	0.30 [0.012]	1.02 [0.04]	0.64 [0.025]	0.64 [0.025]
SCWI0805UC	2.3 [0.091]	1.70 [0.067]	1.52 [0.060]	0.50 [0.020]	1.78 [0.070]	1.02 [0.040]	0.76 [0.030]
SCWI1008UC	2.92 [0.115]	2.79 [0.110]	2.10 [0.083]	0.50 [0.020]	2.54 [0.100]	1.02 [0.040]	1.27 [0.050]
SCWI1210HC	3.50 [0.138]	2.90 [0.114]	2.25 [0.088]	0.50 [0.020]	2.54 [0.100]	1.02 [0.040]	1. 78 [0.070]

Electrical Characteristics 电气性能

SCWI0402UC Series

Part Number	L(nH)	Tolerance (%)	Q (Min.)	SRF Min. (GHz)	DCR Max. (Ω)	Rated Current Max. (mA)
SCWI0402UC1N0_T	1.0@250MHZ	10	13@250MHZ	10.0	0.045	1360
SCWI0402UC2N2_T	2.2@250MHZ	10,5	18@250MHZ	6.00	0.07	960
SCWI0402UC2N7_T	2.7@250MHZ	10,5	15@250MHZ	6.00	0.12	640
SCWI0402UC3N3_T	3.3@250MHZ	10,5	20@250MHZ	6.00	0.066	840
SCWI0402UC3N9_T	3.9@250MHZ	10,5	20@250MHZ	6.00	0.066	840
SCWI0402UC4N7_T	4.7@250MHZ	10,5,2	18@250MHZ	4.50	0.2	640
SCWI0402UC5N6_T	5.6@250MHZ	10,5,2	20@250MHZ	4.80	0.083	760
SCWI0402UC6N8_T	6.8@250MHZ	10,5,2	23@250MHZ	4.80	0.26	680
SCWI0402UC8N2_T	8.2@250MHZ	10,5,2	25@250MHZ	4.40	0.1	680
SCWI0402UC10N_T	10@250MHZ	10,5,2	25@250MHZ	3.90	0.2	480
SCWI0402UC12N_T	12@250MHZ	10,5,2	25@250MHZ	3.60	0.12	640
SCWI0402UC15N_T	15@250MHZ	10,5,2	25@250MHZ	3.28	0.3	560
SCWI0402UC18N_T	18@250MHZ	10,5,2	25@250MHZ	3.10	0.23	420
SCWI0402UC22N_T	22@250MHZ	10,5,2	25@250MHZ	2.80	0.3	400
SCWI0402UC27N_T	27@250MHZ	10,5,2	24@250MHZ	2.48	0.52	280
SCWI0402UC33N_T	33@250MHZ	10,5,2	24@250MHZ	2.35	0.65	350
SCWI0402UC39N_T	39@250MHZ	10,5,2	25@250MHZ	2.10	0.75	200
SCWI0402UC47N_T	47@250MHZ	10,5,2	25@250MHZ	2.10	0.83	150
SCWI0402UC56N_T	56@250MHZ	10,5,2	25@250MHZ	1.76	0.97	100
SCWI0402UC68N_T	68@250MHZ	10,5,2	25@250MHZ	1.62	1.12	100
SCWI0402UC82N_T	82@250MHZ	10,5,2	25@250MHZ	1.26	1.7	50
SCWI0402UCR10_T	100@250MHZ	10,5,2	25@250MHZ	1.16	2	30
SCWI0402UCR12_T	120@250MHZ	10,5,2	25@250MHZ	1.10	2.2	30

Electrical Characteristics 电气性能

SCWI0603UC Series

Part Number	L(nH)	Tolerance (%)	Q (Min.)	SRF Min. (GHz)	DCR Max. (Ω)	Rated Current Max. (mA)
SCWI0603UC1N6_T	1.6@250MHZ	10	18@250MHZ	12.5	0.040	700
SCWI0603UC1N8_T	1.8@250MHZ	10	16@250MHZ	12.5	0.045	700
SCWI0603UC2N2_T	2.2@250MHZ	10	12@250MHZ	10	0.090	700
SCWI0603UC3N3_T	3.3@250MHZ	10	20@250MHZ	5.9	0.075	700
SCWI0603UC3N6_T	3.6@250MHZ	10,5	22@250MHZ	5.9	0.075	700
SCWI0603UC3N9_T	3.9@250MHZ	10,5	22@250MHZ	6.9	0.080	700
SCWI0603UC4N3_T	4.3@250MHZ	10,5	22@250MHZ	5.9	0.075	700
SCWI0603UC4N7_T	4.7@250MHZ	10,5	20@250MHZ	5.8	0.116	700
SCWI0603UC5N1_T	5.1@250MHZ	10,5	20@250MHZ	5.7	0.120	700
SCWI0603UC5N6_T	5.6@250MHZ	10	18@250MHZ	5.7	0.200	700
SCWI0603UC6N8_T	6.8@250MHZ	10,5	27@250MHZ	5.8	0.110	700
SCWI0603UC7N5_T	7.5@250MHZ	10,5	28@250MHZ	4.8	0.110	700
SCWI0603UC8N2_T	8.2@250MHZ	10	28@250MHZ	4.7	0.120	700
SCWI0603UC9N5_T	9.5@250MHZ	10	26@250MHZ	5.4	0.150	700
SCWI0603UC10N_T	10@250MHZ	10	31@250MHZ	4.8	0.130	700
SCWI0603UC12N_T	12@250MHZ	10	35@250MHZ	4	0.130	700
SCWI0603UC15N_T	15@250MHZ	10	30@250MHZ	4	0.150	700
SCWI0603UC18N_T	18@250MHZ	10	35@250MHZ	3.1	0.170	700
SCWI0603UC22N_T	22@250MHZ	10	38@250MHZ	3	0.190	700
SCWI0603UC27N_T	27@250MHZ	10	36@250MHZ	2.8	0.220	600
SCWI0603UC33N_T	33@250MHZ	10	36@250MHZ	2.3	0.220	600
SCWI0603UC36N_T	36@250MHZ	10	36@250MHZ	2.08	0.250	600
SCWI0603UC39N_T	39@250MHZ	10	40@250MHZ	2.2	0.250	600
SCWI0603UC43N_T	43@250MHZ	10	36@250MHZ	2	0.280	600
SCWI0603UC47N_T	47@200MHz	10	36@200MHz	2	0.280	600
SCWI0603UC56N_T	56@200MHz	10	38@200MHz	1.9	0.280	600
SCWI0603UC68N_T	68@200MHz	10	36@200MHz	1.7	0.340	600
SCWI0603UC75N_T	75@150MHz	10	30@150MHz	1.4	0.600	400
SCWI0603UC82N_T	82@150MHz	10	34@150MHz	1.7	0.550	400
SCWI0603UCR10_T	100@150MHz	10	30@150MHz	1.4	0.630	400
SCWI0603UCR12_T	120@150MHz	10	32@150MHz	1.3	0.730	300
SCWI0603UCR15_T	150@150MHz	10	28@150MHz	0.99	0.800	280
SCWI0603UCR18_T	180@100MHz	10	25@100MHz	0.99	1.450	240
SCWI0603UCR20_T	200@100MHz	10	25@100MHz	0.9	1.550	200
SCWI0603UCR22_T	220@100MHz	10	25@100MHz	0.9	2.100	200
SCWI0603UCR27_T	270@100MHz	10	24@100MHz	0.9	2.300	170
SCWI0603UCR33_T	330@100MHz	10	25@100MHz	0.9	3.890	100
SCWI0603UCR39_T	390@100MHz	10	25@100MHz	0.8	4.350	100

Electrical Characteristics 电气性能

SCWI0805UC Series

Part Number	L(nH)	Tolerance (%)	Q (Min.)	SRF Min. (GHz)	DCR Max. (Ω)	Rated Current Max. (mA)
SCWI0805UC2N2_T	2.2@250MHz	10	50@1500MHz	8.50	0.030	800
SCWI0805UC2N7_T	2.7@250MHz	10,5	50@1500MHz	8.00	0.045	800
SCWI0805UC3N3_T	3.3@250MHz	10	35@1500MHz	7.90	0.090	600
SCWI0805UC4N7_T	4.7@250MHz	10	40@1000MHz	6.00	0.050	600
SCWI0805UC5N6_T	5.6@250MHz	10,5	50@1000MHz	5.50	0.065	600
SCWI0805UC6N8_T	6.8@250MHz	10,5	50@1000MHz	5.50	0.110	600
SCWI0805UC8N2_T	8.2@250MHz	10,5	35@1000MHz	4.70	0.200	600
SCWI0805UC10N_T	10@250MHz	10,5,2	50@500MHz	4.20	0.150	600
SCWI0805UC12N_T	12@250MHz	10,5,2	50@500MHz	4.00	0.150	600
SCWI0805UC15N_T	15@250MHz	10,5,2	45@500MHz	3.40	0.170	600
SCWI0805UC18N_T	18@250MHz	10,5,2	55@500MHz	3.30	0.200	600
SCWI0805UC22N_T	22@250MHz	10,5,2	55@500MHz	2.60	0.220	500
SCWI0805UC27N_T	27@250MHz	10,5,2	55@500MHz	2.50	0.250	500
SCWI0805UC33N_T	33@250MHz	10,5,2	55@500MHz	2.05	0.270	500
SCWI0805UC39N_T	39@250MHz	10,5,2	55@500MHz	2.00	0.290	500
SCWI0805UC47N_T	47@200MHz	10,5,2	55@500MHz	1.65	0.310	500
SCWI0805UC56N_T	56@200MHz	10,5,2	55@500MHz	1.55	0.340	500
SCWI0805UC68N_T	68@200MHz	10,5,2	55@500MHz	1.45	0.380	500
SCWI0805UC75N_T	75@200MHz	10,5,2	55@500MHz	1.40	0.400	400
SCWI0805UC82N_T	82@150MHz	10,5,2	55@500MHz	1.30	0.420	400
SCWI0805UCR10_T	100@150MHz	10,5,2	50@500MHz	1.20	0.460	400
SCWI0805UCR12_T	120@150MHz	10,5,2	45@250MHz	1.10	0.510	400
SCWI0805UCR15_T	150@100MHz	10,5,2	45@250MHz	0.92	0.560	400
SCWI0805UCR18_T	180@100MHz	10,5,2	45@250MHz	0.87	0.640	400
SCWI0805UCR22_T	220@100MHz	10,5,2	40@250MHz	0.85	1.050	400
SCWI0805UCR27_T	270@100MH	10,5,2	40@250MHz	0.65	1.100	350
SCWI0805UCR33_T	330@100MHz	10,5	40@250MHz	0.60	1.400	310
SCWI0805UCR39_T	390@100MHz	10,5	40@250MHz	0.56	1.500	290
SCWI0805UCR47_T	470@50MHz	10,5	33@100MHz	0.38	2.000	250
SCWI0805UCR56_T	560@25MHz	10,5	23@50MHz	0.34	1.900	230
SCWI0805UCR68_T	680@25MHz	10,5	23@50MHz	0.30	2.100	190
SCWI0805UCR75_T	750@25MHz	10,5	23@50MHz	0.28	2.120	180
SCWI0805UCR82_T	820@25MHz	10,5	23@50MHz	0.25	2.140	180
SCWI0805UCR91_T	910@25MHz	10,5	20@50MHz	0.22	2.280	180
SCWI0805UC1R0_T	1000@25MHz	10,5	20@50MHz	0.20	2.400	170

Electrical Characteristics 电气性能

SCWI0805UC Series

Part Number	L(nH)	Tolerance (%)	Q (Min.)	SRF Min. (GHz)	DCR Max. (Ω)	Rated Current Max. (mA)
SCWI0805UC1R2_T	1200@7.9MHz	10,5	18@50MHz	0.18	2.550	170
SCWI0805UC1R5_T	1500@7.9MHz	10,5	18@50MHz	0.17	2.800	160
SCWI0805UC1R8_T	1800@7.9MHz	10,5	18@50MHz	0.14	3.800	150
SCWI0805UC2R2_T	2200@7.9MHz	10,5	16@7.9MHz	0.05	4.200	150

SCWI1008UC Series

Part Number	L(nH)	Tolerance (%)	Q (Min.)	SRF Min. (GHz)	DCR Max. (Ω)	Rated Current Max. (mA)
SCWI1008UC3N9_T	3.9@50MHz	10,5	50@1500MHz	6.00	0.035	1000
SCWI1008UC4N7_T	4.7@50MHz	10,5	50@1500MHz	6.00	0.045	1000
SCWI1008UC5N6_T	5.6@50MHz	10,5	30@1000MHz	6.00	0.180	1000
SCWI1008UC8N2_T	8.2 @50MHz	10,5	50@1000MHz	5.00	0.050	1000
SCWI1008UC10N_T	10@50MHz	10,5,2	50@500MHz	4.10	0.080	1000
SCWI1008UC12N_T	12@50MHz	10,5,2	50@500MHz	3.30	0.090	1000
SCWI1008UC15N_T	15@50MHz	10,5,2	45@500MHz	2.50	0.150	1000
SCWI1008UC18N_T	18@50MHz	10,5,2	50@350MHz	2.50	0.110	1000
SCWI1008UC22N_T	22@50MHz	10,5,2	55@350MHz	2.40	0.120	1000
SCWI1008UC27N_T	27@50MHz	10,5,2	55@350MHz	1.60	0.130	1000
SCWI1008UC33N_T	33@50MHz	10,5,2	60@350MHz	1.60	0.140	1000
SCWI1008UC39N_T	39@50MHz	10,5,2	60@350MHz	1.50	0.150	1000
SCWI1008UC47N_T	47@50MHz	10,5,2	65@350MHz	1.50	0.160	1000
SCWI1008UC56N_T	56@50MHz	10,5,2	65@350MHz	1.10	0.180	1000
SCWI1008UC68N_T	68@50MHz	10,5,2	65@350MHz	1.00	0.200	1000
SCWI1008UC82N_T	82@50MHz	10,5,2	60@350MHz	1.00	0.220	1000
SCWI1008UCR10_T	100@25MHz	10,5,2	60@350MHz	1.00	0.560	650
SCWI1008UCR12_T	120@25MHz	10,5,2	60@350MHz	0.95	0.630	650
SCWI1008UCR15_T	150@25MHz	10,5	45@100MHz	0.80	0.700	580
SCWI1008UCR18_T	180@25MHz	10,5	45@100MHz	0.64	0.770	620
SCWI1008UCR22_T	220@25MHz	10,5	45@100MHz	0.62	0.840	500
SCWI1008UCR27_T	270@25MHz	10,5	45@100MHz	0.60	0.910	500
SCWI1008UCR33_T	330@25MHz	10,5	45@100MHz	0.50	1.050	450
SCWI1008UCR39_T	390@25MHz	10,5	45@100MHz	0.48	1.120	470
SCWI1008UCR47_T	470@25MHz	10,5	45@100MHz	0.45	1.190	470
SCWI1008UCR56_T	560@25MHz	10,5	45@100MHz	0.415	1.330	400
SCWI1008UCR68_T	680@25MHz	10,5	45@100MHz	0.375	1.470	400
SCWI1008UCR82_T	820@25MHz	10,5	45@100MHz	0.25	1.610	400

Electrical Characteristics 电气性能

SCWI1008UC Series

Part Number	L(nH)	Tolerance (%)	Q (Min.)	SRF Min. (GHz)	DCR Max. (Ω)	Rated Current Max. (mA)
SCWI1008UC1R0_T	1000@25MHz	10,5	35@50MHz	0.21	1.750	370
SCWI1008UC1R2_T	1200@7.9MHz	10,5	35@50MHz	0.20	2.000	310
SCWI1008UC1R5_T	1500@7.9MHz	10,5	28@50MHz	0.18	2.300	330
SCWI1008UC1R8_T	1800@7.9MHz	10,5	28@50MHz	0.16	2.600	300
SCWI1008UC2R2_T	2200@7.9MHz	10,5	20@50MHz	0.09	2.800	280
SCWI1008UC2R7_T	2700@7.9MHz	10,5	22@25MHz	0.08	3.200	290
SCWI1008UC3R3_T	3300@7.9MHz	10,5	22@25MHz	0.07	3.400	290
SCWI1008UC3R9_T	3900@7.9MHz	10,5	16@25MHz	0.06	3.600	260
SCWI1008UC4R7_T	4700@7.9MHz	10,5	18@25MHz	0.06	4.000	260
SCWI1008UC5R6_T	5600@7.9MHz	10,5	18@7.9MHz	0.06	7.600	240
SCWI1008UC6R8_T	6800@7.9MHz	10,5	18@7.9MHz	0.05	8.200	200
SCWI1008UC8R2_T	8200@7.9MHz	10,5	18@7.9MHz	0.04	8.200	170
SCWI1008UC100_T	10000@7.9MHz	10,5	20@7.9MHz	0.04	9.100	160

SCWI1210HC Series

Part Number	L(nH)	Tolerance (%)	Q (Min.)	SRF Min. (GHz)	DCR Max. (Ω)	Rated Current Max. (mA)
SCWI1210HC3N9_T	3.9@100MHz	10	30@300MHz	6.00	0.050	1000
SCWI1210HC4N7_T	4.7@100MHz	10,5	30@300MHz	5.80	0.065	1000
SCWI1210HC8N2_T	8.2@100MHz	10	30@300MHz	5.50	0.070	1000
SCWI1210HC10N_T	10@100MHz	10,5,2	40@300MHz	4.00	0.080	1000
SCWI1210HC12N_T	12@100MHz	10,5	40@300MHz	3.20	0.080	1000
SCWI1210HC15N_T	15@100MHz	10,5	40@300MHz	3.20	0.100	1000
SCWI1210HC18N_T	18@100MHz	10,5,2	50@300MHz	2.80	0.100	1000
SCWI1210HC22N_T	22@100MHz	10,5	50@300MHz	2.00	0.100	1000
SCWI1210HC27N_T	27@100MHz	10,5,2	50@300MHz	1.80	0.110	1000
SCWI1210HC33N_T	33@100MHz	10,5,2	55@300MHz	1.80	0.110	1000
SCWI1210HC39N_T	39@100MHz	10,5,2	55@300MHz	1.80	0.120	1000
SCWI1210HC47N_T	47@100MHz	10,5,2	55@300MHz	1.50	0.130	1000
SCWI1210HC56N_T	56@100MHz	10,5,2	55@300MHz	1.45	0.140	1000
SCWI1210HC68N_T	68@100MHz	10,5,2	55@300MHz	1.20	0.150	900
SCWI1210HC82N_T	82@100MHz	10,5,2	55@300MHz	1.00	0.200	900
SCWI1210HCR10_T	100@100MHz	10,5,2	55@300MHz	0.90	0.210	850
SCWI1210HCR12_T	120@100MHz	10,5,2	60@300MHz	0.80	0.210	800
SCWI1210HCR15_T	150@100MHz	10,5,2	60@300MHz	0.78	0.250	750

Electrical Characteristics 电气性能

SCWI1210HC Series

Part Number	L(nH)	Tolerance (%)	Q (Min.)	SRF Min. (GHz)	DCR Max. (Ω)	Rated Current Max. (mA)
SCWI1210HCR18_T	180@50MHz	10,5,2	60@300MHz	0.76	0.300	700
SCWI1210HCR22_T	220@50MHz	10,5,2	60@300MHz	0.65	0.320	670
SCWI1210HCR27_T	270@50MHz	10,5,2	55@300MHz	0.62	0.340	630
SCWI1210HCR33_T	330@50MHz	10,5,2	45@150MHz	0.60	0.380	590
SCWI1210HCR39_T	390@50MHz	10,5,2	45@150MHz	0.51	0.580	530
SCWI1210HCR47_T	470@50MHz	10,5,2	45@150MHz	0.50	0.800	490
SCWI1210HCR56_T	560@35MHz	10,5	45@150MHz	0.42	1.100	460
SCWI1210HCR68_T	680@35MHz	10,5,2	45@150MHz	0.40	1.200	430
SCWI1210HCR75_T	750@35MHz	10,5,2	45@150MHz	0.38	1.70	400
SCWI1210HCR82_T	820@35MHz	10,5,2	45@150MHz	0.37	1.820	400
SCWI1210HC1R0_T	1000@35MHz	10,5,2	45@150MHz	0.34	1.850	320
SCWI1210HC1R2_T	1200@35MHz	10,5	35@150MHz	0.22	1.870	300
SCWI1210HC1R5_T	1500@7.9MHz	10,5	30@50MHz	0.16	1.950	310
SCWI1210HC1R8_T	1800@7.9MHz	10,5	30@50MHz	0.16	2.250	310
SCWI1210HC2R2_T	2200@7.9MHz	10,5	30@50MHz	0.11	2.410	310
SCWI1210HC2R7_T	2700@7.9MHz	10,5	25@25MHz	0.10	2.850	300
SCWI1210HC3R3_T	3300@7.9MHz	10,5	20@25MHz	0.09	3.120	300
SCWI1210HC3R9_T	3900@7.9MHz	10,5	20@25MHz	0.08	3.600	290
SCWI1210HC4R7_T	4700@7.9MHz	10,5	16@25MHz	0.06	4.000	280
SCWI1210HC5R6_T	5600@7.9MHz	10,5	20@7.9MHz	0.06	5.000	250
SCWI1210HC6R8_T	6800@7.9MHz	10,5	20@7.9MHz	0.06	8.000	230
SCWI1210HC8R2_T	8200@7.9MHz	10,5	20@7.9MHz	0.05	8.600	170
SCWI1210HC100_T	10000@7.9MHz	10,5	22@7.9MHz	0.02	6.800	200

Characteristic curve 特性曲线

Ls VS Freq.

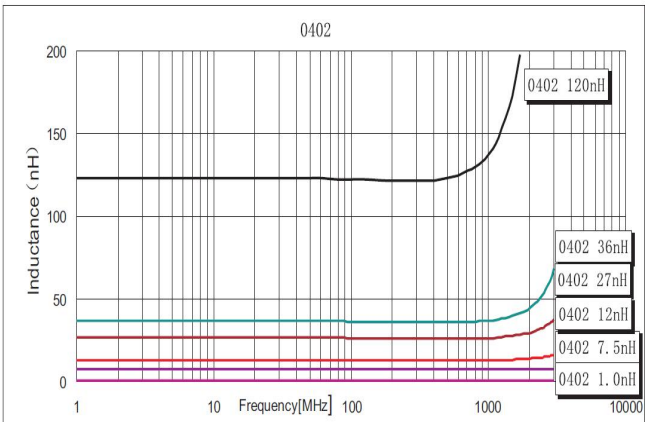

Q VS Freq.

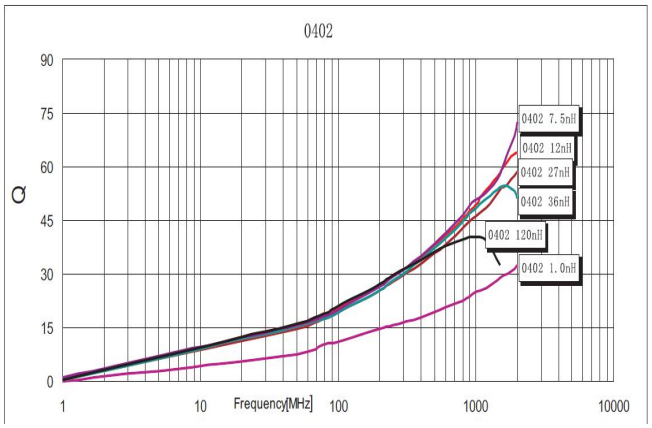

Characteristic curve 特性曲线

L VS Freq.

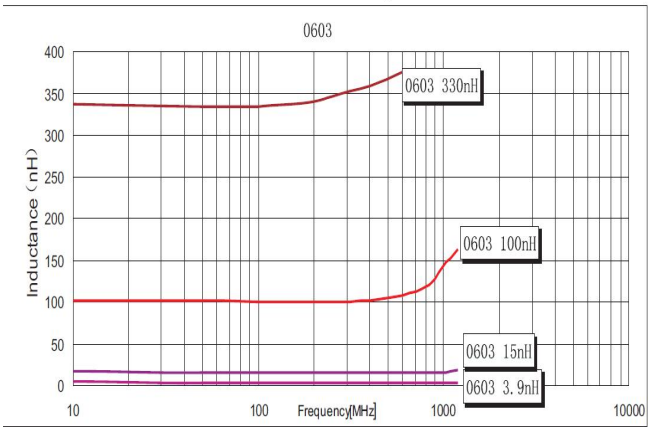

Q VS Freq.

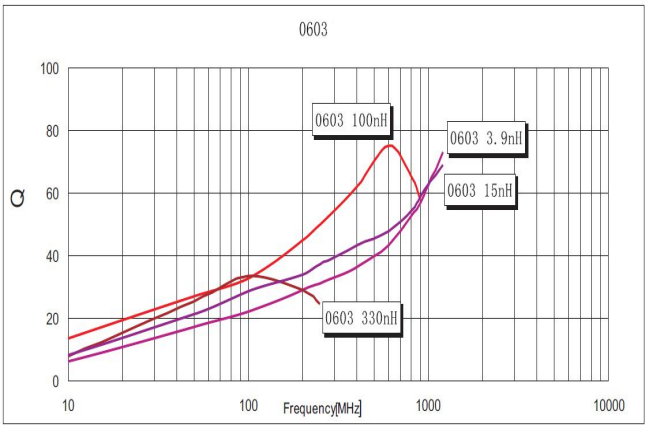

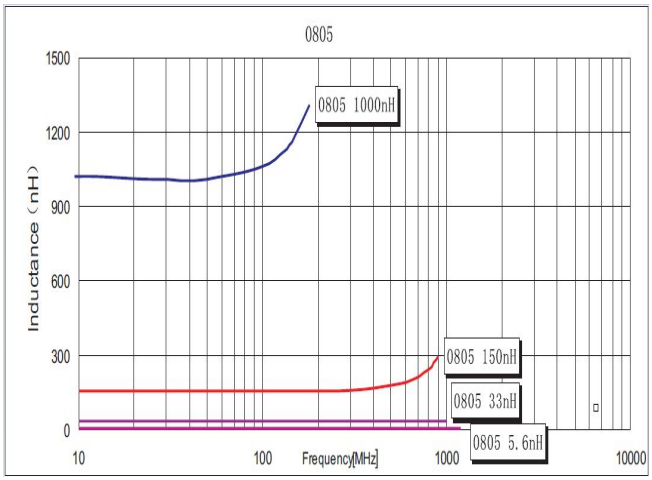

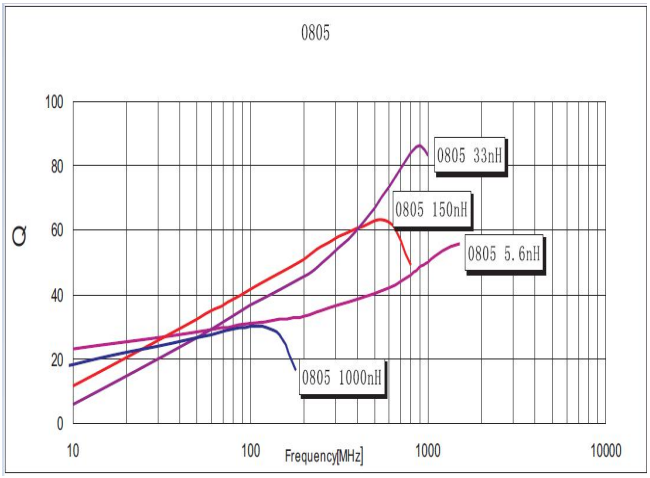

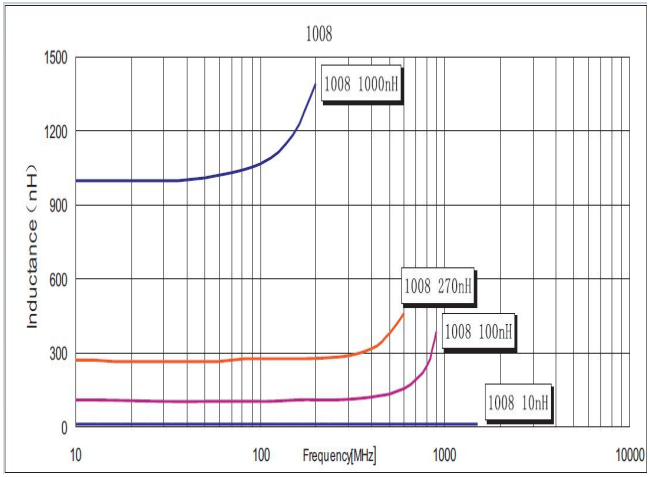

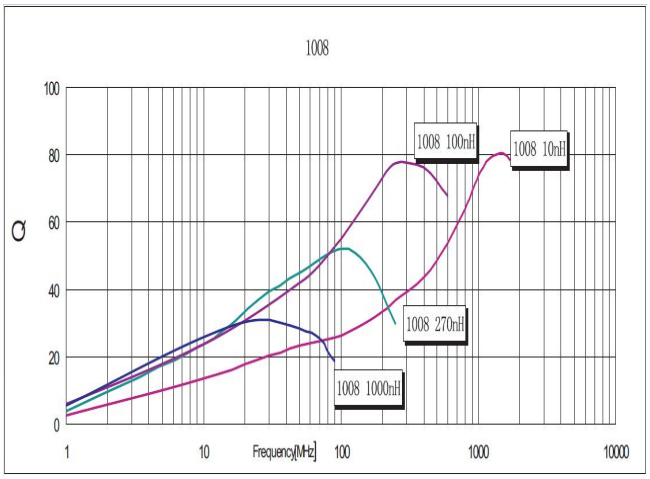

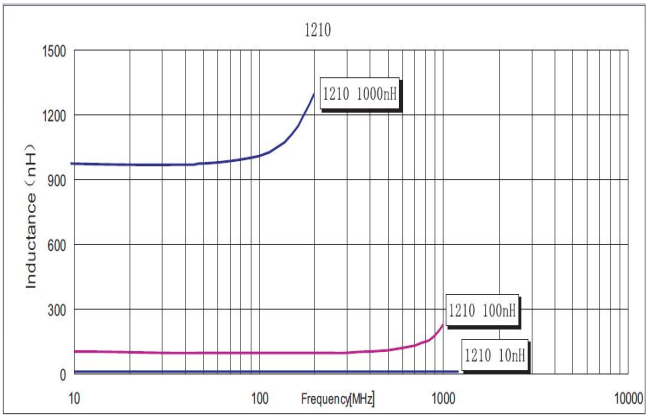

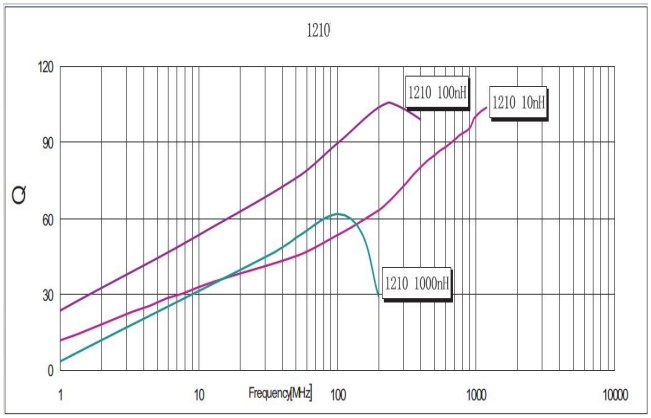

SMD Wire Wound Chip Inductor SCWI-F Series 贴片（铁氧体）绕线电感 SCWI-F 系列

Features特点



- Minature size, suitable for SMT

  体积小，适合高密度表面贴装

- Low DC resistance、high current and high inductance and high reliability

  低直流电阻、高电流、高感量和高可靠性

Applications应用

- Personal computers, Digital cameras and other electronic equipments

  电脑、数码相机以及其它电子产品

Product Identification 产品标识

SCWI	0603	UF	10N	J	S	T
①	②	③	④	⑤	⑥	⑦

① Series name 系列名称

② Dimension 产品尺寸

③ Base materials 基体材质【UF IF】

④ Inductance 电感量【R10=100nH 1R0=1.0μH 100=10μH】

⑤ Tolerance of Inductance 电感量公差【J: ±5% K: ±10% M: ±20%】

⑥ Terminal 电极【S:镀锡 】

⑦ Packing Style 包装方式【T: Taping 编带盘装 B: Bulk 散装】

Shapes And Dimensions 外形及尺寸示意图

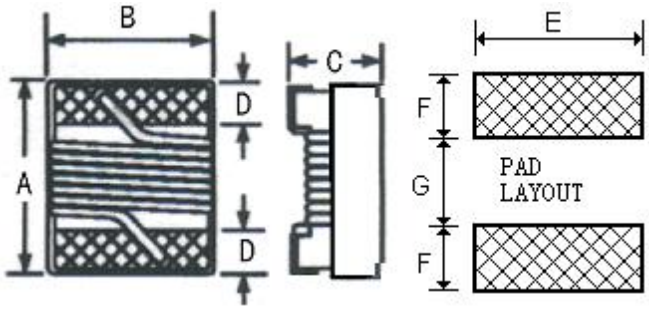

Series	Dimensions(mm) [inch]						
	A Max.	B Max.	C Max.	D Typ.	E Typ.	F Typ.	G Typ.
SCWI0603UF	1.78 [0.070]	1.10 [0.043]	0.95 [0.037]	0.30 [0.012]	1.02 [0.04]	0.64 [0.025]	0.64 [0.025]
SCWI0805UF	2.3 [0.091]	1.70 [0.067]	1.52 [0.060]	0.50 [0.020]	1.78 [0.070]	1.02 [0.040]	0.76 [0.030]
SCWI1008IF	2.92 [0.115]	2.79 [0.110]	2.10 [0.083]	0.50 [0.020]	2.54 [0.100]	1.02 [0.040]	1.27 [0.050]
SCWI1210IF	3.50 [0.138]	2.90 [0.114]	2.25 [0.088]	0.50 [0.020]	2.54 [0.100]	1.02 [0.040]	1. 78 [0.070]
SCWI1812IF	4.80 [0.189]	3.40 [0.134]	3.15 [0.124]	0.65 [0.026]	3.05 [0.120]	1.14 [0.045]	3.00 [0.118]

Electrical Characteristics 电气性能

SCWI0603UF Series

Part Number	L(nH)	Tolerance (%)	Q (Min.)	SRF Min. (MHz)	DCR Max. (Ω)	Rated Current Max. (mA)
SCWI0603UFR10_ST	100@7.9MHz	10,5	12@7.9MHz	1150	0.13	1000
SCWI0603UFR12_ST	120@7.9MHz	10,5	12@7.9MHz	1100	0.16	900
SCWI0603UFR15_ST	150@7.9MHz	10,5	12@7.9MHz	1050	0.15	700
SCWI0603UFR18_ST	180@7.9MHz	10,5	12@7.9MHz	950	0.15	600
SCWI0603UFR22_ST	220@7.9MHz	10,5	12@7.9MHz	900	0.16	500
SCWI0603UFR27_ST	270@7.9MHz	10,5	12@7.9MHz	775	0.30	420
SCWI0603UFR33_ST	330@7.9MHz	10,5	12@7.9MHz	725	0.32	400
SCWI0603UFR39_ST	390@7.9MHz	10,5	12@7.9MHz	620	0.51	380
SCWI0603UFR47_ST	470@7.9MHz	10,5	12@7.9MHz	540	0.62	350
SCWI0603UFR56_ST	560@7.9MHz	10,5	12@7.9MHz	600	0.65	330
SCWI0603UFR68_ST	680@7.9MHz	10,5	12@7.9MHz	500	1.00	1000
SCWI0603UFR82_ST	820@7.9MHz	10,5	12@7.9MHz	500	1.30	1000
SCWI0603UF1R0_ST	1000@7.9MH	10,5	12@7.9MHz	400	1.50	1000
SCWI0603UF1R2_ST	1200@7.9MH	10,5	12@7.9MHz	380	1.70	320
SCWI0603UF1R5_ST	1500@7.9MH	10,5	12@7.9MHz	300	1.90	310
SCWI0603UF1R8_ST	1800@7.9MH	10,5	12@7.9MHz	180	2.20	300
SCWI0603UF2R2_ST	2200@7.9MH	10,5	12@7.9MHz	180	2.30	280
SCWI0603UF2R7_ST	2700@7.9MH	10,5	12@7.9MHz	150	2.60	250
SCWI0603UF3R3_ST	3300@7.9MH	10,5	12@7.9MHz	150	2.90	230
SCWI0603UF3R9_ST	3900@7.9MH	10,5	12@7.9MHz	120	3.20	210
SCWI0603UF4R7_ST	4700@7.9MH	10,5	12@7.9MHz	100	4.00	200

SCWI0805UF Series

Part Number	L(μH)	Tolerance (%)	Q (Min.)	SRF Min. (MHz)	DCR Max. (Ω)	Rated Current Max. (mA)
SCWI0805UF1R0_ST	1.0@7.96MHz	10,5	12@7.96MHz	360	1.00	430
SCWI0805UF1R2_ST	1.2@7.96MHz	10,5	12@7.96MHz	350	1.15	410
SCWI0805UF1R5_ST	1.5@7.96MHz	10,5	12@7.96MHz	300	1.20	400
SCWI0805UF1R8_ST	1.8@7.96MHz	10,5	12@7.96MHz	200	1.35	380
SCWI0805UF2R2_ST	2.2@7.96MHz	10,5	12@7.96MHz	170	1.50	350
SCWI0805UF2R7_ST	2.7@7.96MHz	10,5	12@7.96MHz	100	1.70	320
SCWI0805UF3R3_ST	3.3@7.96MHz	10,5	12@7.96MHz	90	1.80	300
SCWI0805UF3R9_ST	3.9@7.96MHz	10,5	12@7.96MHz	90	1.95	280
SCWI0805UF4R7_ST	4.7@7.96MHz	10,5	12@7.96MHz	85	2.05	250
SCWI0805UF5R6_ST	5.6@7.96MHz	10,5	12@7.96MHz	70	2.30	240
SCWI0805UF6R8_ST	6.8@7.96MHz	10,5	12@7.96MHz	55	2.60	220

Electrical Characteristics 电气性能

SCWI0805UF Series

Part Number	L(μH)	Tolerance (%)	Q (Min.)	SRF Min. (MHz)	DCR Max. (Ω)	Rated Current Max. (mA)
SCWI0805UF7R5_ST	7.5@7.96MHz	10,5	12@7.96MHz	55	2.80	210
SCWI0805UF8R2_ST	8.2@7.96MHz	10,5	12@7.96MHz	50	3.00	180
SCWI0805UF100_ST	10@2.52MHz	10,5	10@2.52MHz	30	3.20	150
SCWI0805UF120_ST	12@2.52MHz	10,5	10@2.52MHz	17	3.50	110
SCWI0805UF150_ST	15@2.52MHz	10,5	10@2.52MHz	16	4.20	100
SCWI0805UF180_ST	18@2.52MHz	10,5	10@2.52MHz	15	4.50	95
SCWI0805UF220_ST	22@2.52MHz	10,5	10@2.52MHz	14	6.00	80

SCWI1008IF Series

Part Number	L(μH)	Tolerance (%)	Q (Min.)	SRF Min. (MHz)	DCR Max. (Ω)	Rated Current Max. (mA)
SCWI1008IF1R0_ST	1.0@25.2MHz	10,5	18@25.2MHz	300	0.55	580
SCWI1008IF1R2_ST	1.2@7.96MHz	10,5	18@7.96MHz	250	0.75	550
SCWI1008IF1R5_ST	1.5@7.96MHz	10,5	18@7.96MHz	230	0.85	400
SCWI1008IF1R8_ST	1.8@7.96MHz	10,5	18@7.96MHz	168	0.95	320
SCWI1008IF2R2_ST	2.2@7.96MHz	10,5	18@7.96MHz	150	1.30	315
SCWI1008IF2R7_ST	2.7@7.96MHz	10,5	18@7.96MHz	100	1.40	300
SCWI1008IF3R3_ST	3.3@7.96MHz	10,5	18@7.96MHz	80	1.50	280
SCWI1008IF3R9_ST	3.9@7.96MHz	10,5	18@7.96MHz	60	1.55	250
SCWI1008IF4R7_ST	4.7@7.96MHz	10,5	18@7.96MHz	50	1.75	210
SCWI1008IF5R6_ST	5.6@7.96MHz	10,5	15@7.96MHz	40	1.90	190
SCWI1008IF6R8_ST	6.8@7.96MHz	10,5	15@7.96MHz	35	2.00	175
SCWI1008IF7R5_ST	7.5@7.96MHz	10,5	15@7.96MHz	30	2.10	170
SCWI1008IF8R2_ST	8.2@7.96MHz	10,5	15@7.96MHz	25	2.20	160
SCWI1008IF100_ST	10@2.52MHz	10,5	12@2.52MHz	25	2.50	155
SCWI1008IF120_ST	12@2.52MHz	10,5	12@2.52MHz	20	2.60	145
SCWI1008IF150_ST	15@2.52MHz	10,5	12@2.52MHz	20	3.00	130
SCWI1008IF180_ST	18@2.52MHz	10,5	12@2.52MHz	20	3.00	130
SCWI1008IF220_ST	22@2.52MHz	10,5	12@2.52MHz	18	3.90	105
SCWI1008IF270_ST	27@2.52MHz	10,5	12@2.52MHz	10	4.00	100
SCWI1008IF330_ST	33@2.52MHz	10,5	10@2.52MHz	8.0	4.80	85
SCWI1008IF390_ST	39@2.52MHz	10,5	10@2.52MHz	7.0	5.00	80
SCWI1008IF470_ST	47@2.52MHz	10,5	10@2.52MHz	7.0	5.70	60
SCWI1008IF560_ST	56@2.52MHz	10,5	10@2.52MHz	6.5	6.00	55
SCWI1008IF680_ST	68@2.52MHz	10,5	10@2.52MHz	6.5	6.70	50

Electrical Characteristics 电气性能

SCWI1008IF Series

Part Number	L(μH)	Tolerance (%)	Q (Min.)	SRF Min. (MHz)	DCR Max. (Ω)	Rated Current Max. (mA)
SCWI1008IF820_ST	82@2.52MHz	10,5	10@2.52MHz	6.5	7.50	45
SCWI1008IF101_ST	100@0.796MHz	10,5	8@0.796MHz	4.5	11.0	40
SCWI1008IF121_ST	120@0.796MHz	10,5	8@0.796MHz	3.0	13.0	30
SCWI1008IF151_ST	150@0.796MHz	10,5	8@0.796MHz	3.0	15.0	25
SCWI1008IF221_ST	220@0.796MHz	10	8@0.796MHz	2.5	18.0	20

SCWI1210IF Series

Part Number	L(μH)	Tolerance (%)	Q (Min.)	SRF Min. (MHz)	DCR Max. (Ω)	Rated Current Max. (mA)
SCWI1210IF1R0_ST	1.0@7.96MHz	10,5	20@7.96MHz	220	0.3	450
SCWI1210IF1R2_ST	1.2@7.96MHz	10,5	20@7.96MHz	210	0.3	450
SCWI1210IF1R5_ST	1.5@7.96MHz	10,5	20@7.96MHz	200	0.4	450
SCWI1210IIF1R8_ST	1.8@7.96MHz	10,5	20@7.96MHz	195	0.5	450
SCWI1210IF2R2_ST	2.2@7.96MHz	10,5	20@7.96MHz	175	0.6	450
SCWI1210IF2R7_ST	2.7@7.96MHz	10,5	20@7.96MHz	120	0.7	420
SCWI1210IF3R3_ST	3.3@7.96MHz	10,5	20@7.96MHz	80	1.1	380
SCWI1210IF3R9_ST	3.9@7.96MHz	10,5	20@7.96MHz	75	1.2	360
SCWI1210IF4R7_ST	4.7@7.96MHz	10,5	18@7.96MHz	60	1.3	350
SCWI1210IF5R6_ST	5.6@7.96MHz	10,5	18@7.96MHz	50	2.0	320
SCWI1210IF6R8_ST	6.8@7.96MHz	10,5	18@7.96MHz	35	1.5	310
SCWI1210IF8R2_ST	8.2@7.96MHz	10,5	18@7.96MHz	35	1.6	305
SCWI1210IF100_ST	10@2.52MHz	10,5	15@2.52MHz	30	1.0	300
SCWI1210IF120_ST	12@2.52MHz	10,5	15@2.52MHz	25	1.2	265
SCWI1210IF150_ST	15@2.52MHz	10,5	15@2.52MHz	22	2.0	225
SCWI1210IF180_ST	18@2.52MHz	10,5	15@2.52MHz	22	2.1	210
SCWI1210IF220_ST	22@2.52MHz	10,5	15@2.52MHz	20	2.4	200
SCWI1210IF270_ST	27@2.52MHz	10,5	15@2.52MHz	18	2.7	180
SCWI1210IF330_ST	33@2.52MHz	10,5	15@2.52MHz	15	2.9	160
SCWI1210IF390_ST	39@2.52MHz	10,5	15@2.52MHz	16	4.7	150
SCWI1210IF470_ST	47@2.52MHz	10,5	15@2.52MHz	10	5.2	140
SCWI1210IF560_ST	56@2.52MHz	10,5	15@2.52MHz	8.0	5.6	125
SCWI1210IF680_ST	68@2.52MHz	10,5	12@2.52MHz	5.0	4.7	110
SCWI1210IF820_ST	82@2.52MHz	10,5	12@2.52MHz	5.0	5.6	100
SCWI1210IF101_ST	100@0.796MHz	10,5	10@0.796MHz	5.0	6.8	95
SCWI1210IF121_ST	120@0.796MHz	10,5	10@0.796MHz	4.0	7.9	85

Electrical Characteristics 电气性能

SCWI1210IF Series

Part Number	L(μH)	Tolerance (%)	Q (Min.)	SRF Min. (MHz)	DCR Max. (Ω)	Rated Current Max. (mA)
SCWI1210IF151_ST	150@0.796MHz	10,5	10@0.796MHz	4.0	9.0	80
SCWI1210IF181_ST	180@0.796MHz	10,5	8@0.796MHz	3.0	14.5	70
SCWI1210IF221_ST	220@0.796MHz	10,5	8@0.796MHz	2.6	16.5	65
SCWI1210IF271_ST	270@0.796MHz	10	8@0.796MHz	2.5	18.0	60
SCWI1210IF331_ST	330@0.796MHz	10	8@0.796MHz	2.3	19.0	55
SCWI1210IF391_ST	390@0.796MHz	10	8@0.796MHz	2.2	21.5	45
SCWI1210IF471_ST	470@0.796MHz	10	8@0.796MHz	2.0	22.5	40
SCWI1210IF561_ST	560@0.796MHz	10	6@0.796MHz	1.5	28.0	30

SCWI1812IF Series

Part Number	L(μH)	Tolerance (%)	Q (Min.)	SRF Min. (MHz)	DCR Max. (Ω)	Rated Current Max. (mA)
SCWI1812IF1R0_ST	1.0@7.96MHz	10,5	25@7.96MHz	200	0.22	1000
SCWI1812IF1R2_ST	1.2@7.96MHz	10,5	25@7.96MHz	200	0.35	1000
SCWI1812IF1R5_ST	1.5@7.96MHz	10,5	25@7.96MHz	180	0.32	1000
SCWI1812IF1R8_ST	1.8@7.96MHz	10,5	25@7.96MHz	160	0.35	950
SCWI1812IF2R2_ST	2.2@7.96MHz	10,5	25@7.96MHz	150	0.37	900
SCWI1812IF2R7_ST	2.7@7.96MHz	10,5	25@7.96MHz	145	0.37	850
SCWI1812IF3R3_ST	3.3@7.96MHz	10,5	25@7.96MHz	140	0.48	800
SCWI1812IF3R9_ST	3.9@7.96MHz	10,5	25@7.96MHz	135	0.60	750
SCWI1812IF4R7_ST	4.7@7.96MHz	10,5	25@7.96MHz	120	1.00	700
SCWI1812F5R6_ST	5.6@7.96MHz	10,5	25@7.96MHz	110	0.55	650
SCWI1812IF6R8_ST	6.8@7.96MHz	10,5	25@7.96MHz	80	0.80	600
SCWI1812IF8R2_ST	8.2@7.96MHz	10,5	20@7.96MHz	70	0.85	600
SCWI1812IF100_ST	10@2.52MHz	10,5	20@2.52MHz	60	1.0	550
SCWI1812IF120_ST	12@2.52MHz	10,5	20@2.52MHz	55	1.1	550
SCWI1812IF150_ST	15@2.52MHz	10,5	18@2.52MHz	35	1.2	500
SCWI1812IF180_ST	18@2.52MHz	10,5	18@2.52MHz	29	1.2	500
SCWI1812IF220_ST	22@2.52MHz	10,5	18@2.52MHz	20	1.3	450
SCWI1812IF270_ST	27@2.52MHz	10,5	18@2.52MHz	20	1.5	400
SCWI1812IF330_ST	33@2.52MHz	10,5	18@2.52MHz	18	1.7	350
SCWI1812IF390_ST	39@2.52MHz	10,5	18@2.52MHz	14	1.8	350
SCWI1812IF470_ST	47@2.52MHz	10,5	16@2.52MHz	10	2.0	300
SCWI1812IF560_ST	56@2.52MHz	10,5	16@2.52MHz	10	2.2	290
SCWI1812F680_ST	68@2.52MHz	10,5	12@2.52MHz	5.4	2.4	260

Electrical Characteristics 电气性能

SCWI1812IF Series

Part Number	L(μH)	Tolerance (%)	Q (Min.)	SRF Min. (MHz)	DCR Max. (Ω)	Rated Current Max. (mA)
SCWI1812IF820_ST	82@2.52MHz	10,5	12@2.52MHz	5.2	2.8	240
SCWI1812IF101_ST	100@0.796MHz	10,5	12@0.796MHz	4.0	3.0	220
SCWI1812IF121_ST	120@0.796MHz	10,5	10@0.796MHz	3.3	3.3	220
SCWI1812IF151_ST	150@0.796MHz	10,5	10@0.796MHz	3.0	3.7	200
SCWI1812IF181_ST	180@0.796MHz	10,5	10@0.796MHz	3.0	4.5	200
SCWI1812IF221_ST	220@0.796MHz	10	10@0.796MHz	2.5	8.0	170
SCWI1812IF271_ST	270@0.796MHz	10,5	10@0.796MHz	2.2	8.5	160
SCWI1812IF331_ST	330@0.796MHz	10,5	10@0.796MHz	2.0	9.0	150
SCWI1812IF391_ST	390@0.796MHz	10	10@0.796MHz	1.8	9.5	130
SCWI1812IF471_ST	470@0.796MHz	10	8@0.796MHz	1.6	12.0	120
SCWI1812IF561_ST	560@0.796MHz	10	8@0.796MHz	1.5	12.5	110
SCWI1812IF681_ST	680@0.796MHz	10	8@0.796MHz	1.5	14.0	100
SCWI1812IF751_ST	750@0.796MHz	10	8@0.796MHz	1.5	14.5	95
SCWI1812IF821_ST	820@0.796MHz	10	8@0.796MHz	1.5	15.0	95
SCWI1812IF102_ST	1000@0.252MHz	10	6@0.252MHz	1.4	16.5	90

Characteristic curve 特性曲线

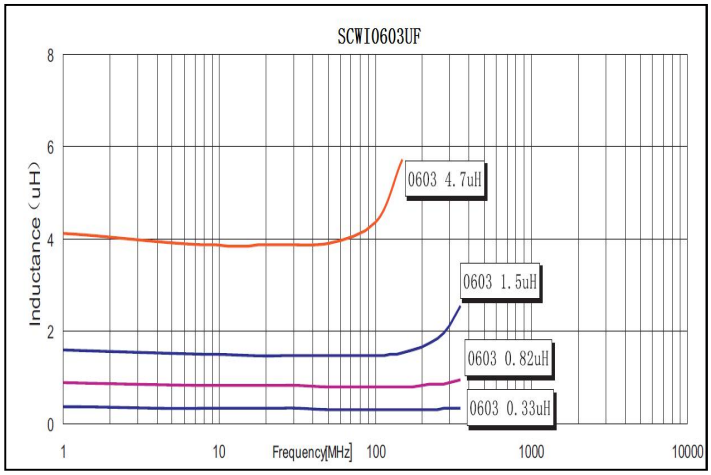

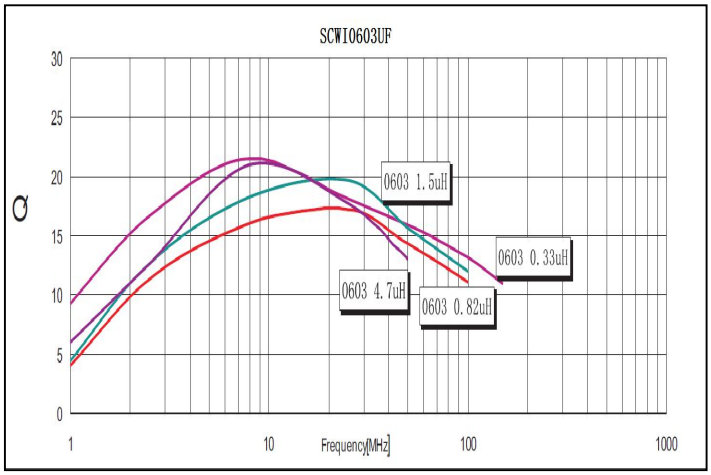

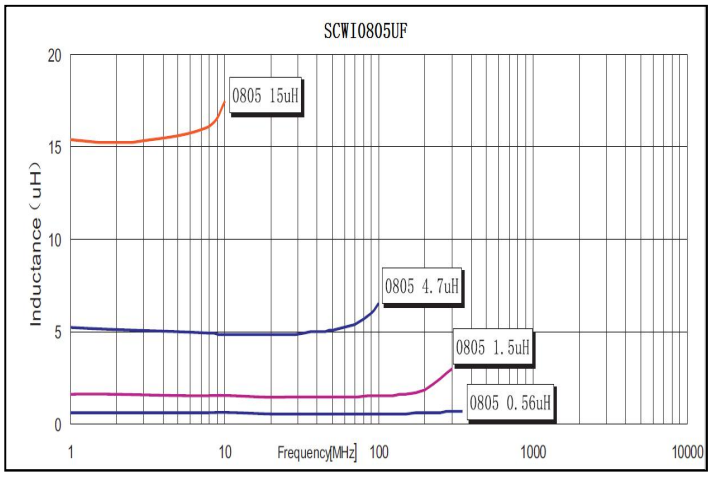

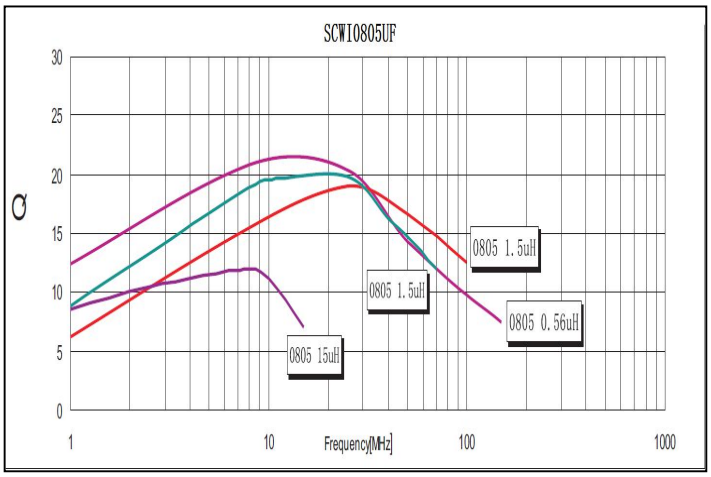

Characteristic curve 特性曲线

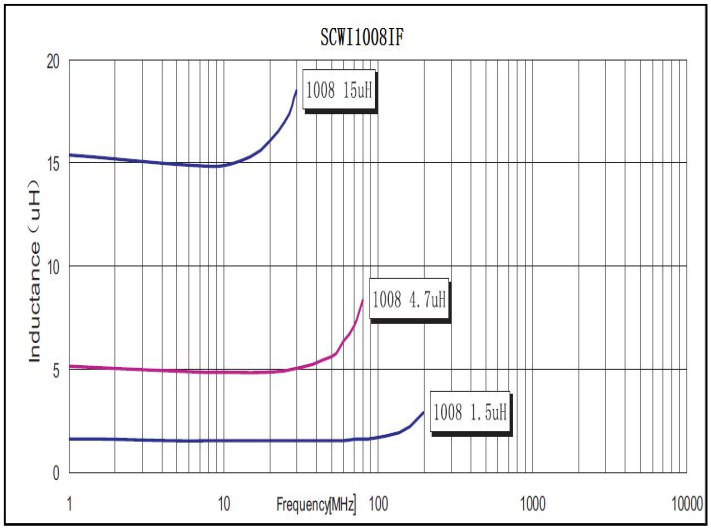

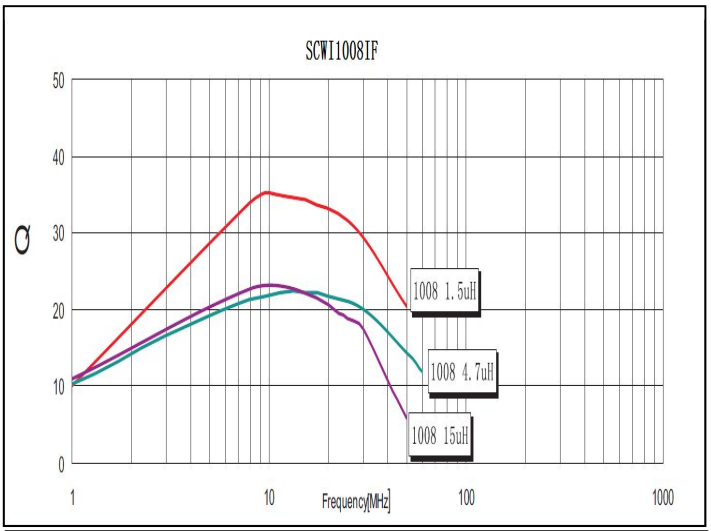

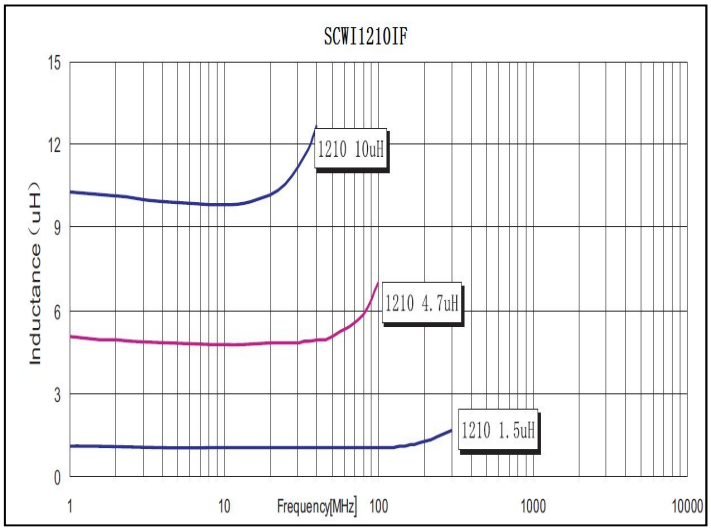

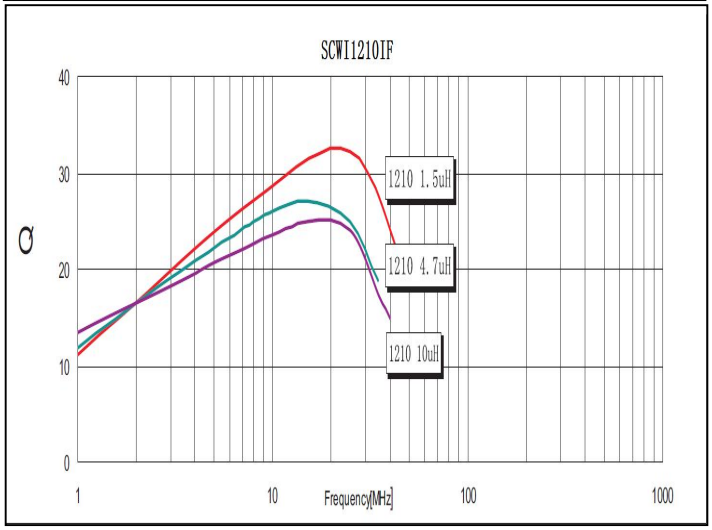

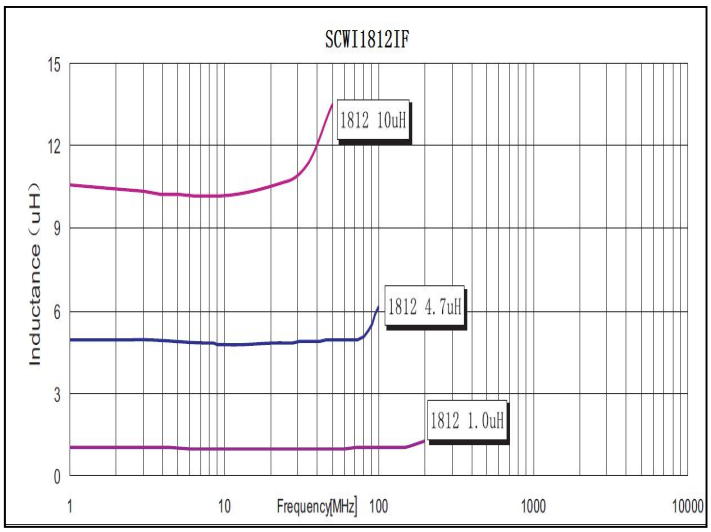

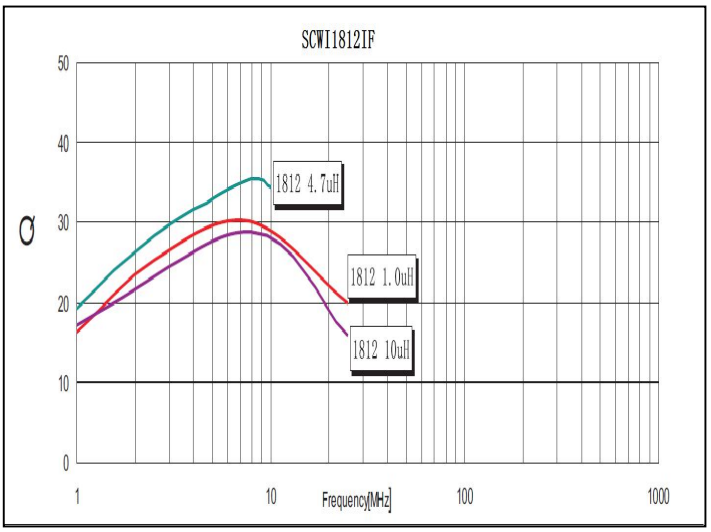

SMD Power Inductor SCNR Series贴片功率电感SCNR系列

Features特点



- Low profile 超薄
- Magnetically shielded structure that ensures the high-density mounting configurations
  高密度封装的磁屏蔽结构
- Flat bottom surface ensures secure, reliable mounting.
  平坦焊面便于安装

Applications应用

- Ideally used in Portable telephones, PDA, DSC, DC-DC Converters, etc.
  用于手机、掌上电脑、数字信号控制器，DC-DC转换等。

Product Identification 产品标识

SCNR 3015 - 3R3 M T

① ② ③ ④ ⑤

① Series name 系列名称

② Product dimensions 产品尺寸：【3015=3.0*3.0*1.5mm】

③ Inductance Value 电感量：【R68=0.68μH 3R3=3.3μH 100=10μH】

④ Inductance Tolerance 电感量公差：【M=±20%; N=±30%】

⑤ Packing Style:【T: Taping 编带盘装 B: Bulk 散装】

Shapes And Dimensions 外形及尺寸示意图

SCNR2512

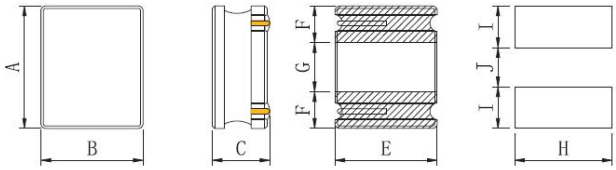

推荐焊盘

SCNR30~80

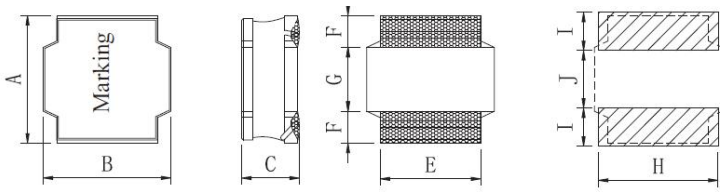

推荐焊盘

Series	Dimensions(mm)								
	A	B	C Max.	E Ref.	F Ref.	G Ref.	H Ref.	I Ref.	J Ref.
SCNR2512	2.5±0.2	2.1±0.2	1.25	2.1	0.85	0.8	2.1	0.85	0.80
SCNR3015	3.0±0.2	3.0±0.2	1.5	2.8	0.85	1.3	3.0	0.90	1.3
SCNR4018	4.0±0.2	4.0±0.2	1.8	3.4	1.2	1.6	3.6	1.4	1.6
SCNR4026	4.0±0.2	4.0±0.2	2.6	3.4	1.2	1.6	3.6	1.4	1.6
SCNR5020	5.0±0.2	5.0±0.2	2.1	4.0	1.2	2.6	4.4	1.6	2.4
SCNR5045	5.0±0.2	5.0±0.2	4.5	4.0	1.2	2.6	4.4	1.6	2.4
SCNR6020	6.0±0.2	6.0±0.2	2.0	5.0	1.5	3.0	5.7	1.9	2.6
SCNR6028	6.0±0.2	6.0±0.2	2.8	5.0	1.5	3.0	5.7	1.9	2.6
SCNR6045	6.0±0.2	6.0±0.2	4.5	5.0	1.5	3.0	5.7	1.9	2.6
SCNR8040	8.0±0.2	8.0±0.2	4.3	6.4	2.0	4.0	7.5	2.4	3.6

Electrical Characteristics电气性能

SCNR2512 Series

Part Number	L(μH)	Tolerance(±%)	Test Freq.(MHz)	RDC (Ω) Max.	Isat(A)	Irms(A)
SCNR2512-R47NT	0.47	30	1	0.061	3.82	2.15
SCNR2512-R68NT	0.68	30	1	0.074	3.28	1.96
SCNR2512-1R0NT	1.0	30	1	0.090	2.59	1.93
SCNR2512-1R5NT	1.5	30	1	0.147	2.24	1.40
SCNR2512-2R2MT	2.2	20	1	0.216	1.85	1.15
SCNR2512-3R3MT	3.3	20	1	0.264	1.61	1.04
SCNR2512-4R7MT	4.7	20	1	0.377	1.12	0.84
SCNR2512-5R6MT	5.6	20	1	0.538	1.12	0.73
SCNR2512-6R8MT	6.8	20	1	0.581	0.98	0.69
SCNR2512-8R2MT	8.2	20	1	0.658	0.98	0.65
SCNR2512-100MT	10	20	1	0.690	0.79	0.62
SCNR2512-150MT	15	20	1	1.591	0.68	0.42
SCNR2512-220MT	22	20	1	1.976	0.53	0.38

SCNR3015 Series

Part Number	L(μH)	Tolerance(±%)	Test Freq.(KHz)	RDC (Ω)	Isat(A)	Irms(A)
SCNR3015-1R0NT	1.0	30	100	0.030±20%	2.32	2.35
SCNR3015-1R5NT	1.5	30	100	0.040±20%	2.30	1.70
SCNR3015-2R2NT	2.2	30	100	0.060±20%	1.60	1.60
SCNR3015-3R3MT	3.3	20	100	0.080±20%	1.32	1.36
SCNR3015-4R7MT	4.7	20	100	0.120±20%	1.10	1.09
SCNR3015-5R6MT	5.6	20	100	0.140±20%	0.95	0.86
SCNR3015-6R8MT	6.8	20	100	0.160±20%	0.87	0.85
SCNR3015-8R2MT	8.2	20	100	0.220±20%	0.80	0.80
SCNR3015-100MT	10	20	100	0.230±20%	0.72	0.77
SCNR3015-150MT	15	20	100	0.360±20%	0.66	0.65
SCNR3015-220MT	22	20	100	0.520±20%	0.52	0.57
SCNR3015-330MT	33	20	100	0.840±20%	0.44	0.43
SCNR3015-470MT	47	20	100	1.340±20%	0.35	0.35

Electrical Characteristics电气性能

SCNR4018 Series

Part Number	L(μH)	Tolerance(±%)	Test Freq.(KHz)	RDC (Ω)	Isat(A)	Irms(A)
SCNR4018-1R0NT	1.0	30	100	0.030±30%	4.30	2.00
SCNR4018-1R5NT	1.5	30	100	0.040±30%	3.35	1.80
SCNR4018-2R2NT	2.2	30	100	0.045±30%	2.70	1.65
SCNR4018-2R7MT	2.7	20	100	0.058±30%	2.30	1.45
SCNR4018-3R3MT	3.3	20	100	0.070±30%	2.00	1.23
SCNR4018-4R7MT	4.7	20	100	0.090±30%	1.70	1.20
SCNR4018-6R8MT	6.8	20	100	0.110±30%	1.45	1.06
SCNR4018-8R2MT	8.2	20	100	0.160±30%	1.35	0.90
SCNR4018-100MT	10	20	100	0.180±30%	1.30	0.84
SCNR4018-150MT	15	20	100	0.250±30%	0.94	0.65
SCNR4018-220MT	22	20	100	0.360±30%	0.80	0.59
SCNR4018-330MT	33	20	100	0.530±30%	0.65	0.49
SCNR4018-470MT	47	20	100	0.650±30%	0.57	0.42
SCNR4018-560MT	56	20	100	0.900±30%	0.51	0.38
SCNR4018-680MT	68	20	100	1.000±30%	0.47	0.32
SCNR4018-820MT	82	20	100	1.300±30%	0.43	0.28
SCNR4018-101MT	100	20	100	1.500±30%	0.40	0.25

SCNR4026 Series

Part Number	L(μH)	Tolerance(±%)	Test Freq.(KHz)	RDC (Ω)	Isat(A)	Irms(A)
SCNR4026-1R0NT	1.0	30	100	0.017±30%	3.10	2.80
SCNR4026-1R5NT	1.5	30	100	0.022±30%	2.40	2.30
SCNR4026-2R2NT	2.2	30	100	0.030±30%	2.10	2.00
SCNR4026-3R3MT	3.3	20	100	0.037±30%	1.80	1.70
SCNR4026-4R7MT	4.7	20	100	0.055±30%	1.45	1.60
SCNR4026-6R8MT	6.8	20	100	0.065±30%	1.30	1.50
SCNR4026-100MT	10	20	100	0.085±30%	1.00	1.30
SCNR4026-150MT	15	20	100	0.110±30%	0.90	1.10
SCNR4026-220MT	22	20	100	0.200±30%	0.60	0.90
SCNR4026-330MT	33	20	100	0.270±30%	0.54	0.70
SCNR4026-470MT	47	20	100	0.400±30%	0.40	0.65

Electrical Characteristics电气性能

SCNR5020 Series

Part Number	L(μH)	Tolerance(±%)	Test Freq.(KHz)	RDC (Ω)	Isat(A)	Irms(A)
SCNR5020-R47NT	0.47	30	100	0.016±30%	6.15	5.00
SCNR5020-R75NT	0.75	30	100	0.018±30%	5.50	4.00
SCNR5020-1R0NT	1.0	30	100	0.020±30%	4.40	3.80
SCNR5020-1R5NT	1.5	30	100	0.028±30%	4.10	3.20
SCNR5020-2R2NT	2.2	30	100	0.033±30%	3.20	2.90
SCNR5020-3R3MT	3.3	20	100	0.043±30%	2.55	2.50
SCNR5020-4R7MT	4.7	20	100	0.058±30%	2.50	2.20
SCNR5020-5R6MT	5.6	20	100	0.068±30%	2.30	2.05
SCNR5020-6R8MT	6.8	20	100	0.075±30%	2.05	1.80
SCNR5020-8R2MT	8.2	20	100	0.096±30%	1.85	1.65
SCNR5020-100MT	10	20	100	0.120±30%	1.70	1.55
SCNR5020-150MT	15	20	100	0.165±30%	1.35	1.25
SCNR5020-180MT	18	20	100	0.200±30%	1.25	1.15
SCNR5020-220MT	22	20	100	0.220±30%	1.15	1.10
SCNR5020-330MT	33	20	100	0.350±30%	0.92	0.90
SCNR5020-390MT	39	20	100	0.410±30%	0.80	0.75
SCNR5020-470MT	47	20	100	0.520±30%	0.77	0.77
SCNR5020-560MT	56	20	100	0.600±30%	0.77	0.70
SCNR5020-680MT	68	20	100	0.680±30%	0.65	0.64
SCNR5020-820MT	82	20	100	0.860±30%	0.55	0.55
SCNR5020-101MT	100	20	100	1.100±30%	0.53	0.53

SCNR5045 Series

Part Number	L(μH)	Tolerance(±%)	Test Freq.(KHz)	RDC (Ω)	Isat(A)	Irms(A)
SCNR5045-1R0NT	1.0	30	100	0.012±30%	7.35	4.90
SCNR5045-1R5NT	1.5	30	100	0.014±30%	6.00	4.50
SCNR5045-2R2NT	2.2	30	100	0.018±30%	4.90	3.80
SCNR5045-3R3NT	3.3	30	100	0.024±30%	3.95	3.40
SCNR5045-4R7NT	4.7	30	100	0.030±30%	3.50	3.00
SCNR5045-5R6MT	5.6	20	100	0.040±30%	3.00	2.80
SCNR5045-6R8MT	6.8	20	100	0.045±30%	2.90	2.50

Electrical Characteristics电气性能

SCNR5045 Series

Part Number	L(μH)	Tolerance(±%)	Test Freq.(KHz)	RDC (Ω)	Isat(A)	Irms(A)
SCNR5045-8R2MT	8.2	20	100	0.055±30%	2.70	2.30
SCNR5045-100MT	10	20	100	0.066±30%	2.35	2.10
SCNR5045-150MT	15	20	100	0.090±30%	2.00	2.00
SCNR5045-220MT	22	20	100	0.130±30%	1.60	1.50
SCNR5045-330MT	33	20	100	0.200±30%	1.30	1.20
SCNR5045-390MT	39	20	100	0.230±30%	1.20	1.10
SCNR5045-470MT	47	20	100	0.300±30%	1.00	1.00
SCNR5045-560MT	56	20	100	0.330±30%	0.95	0.85
SCNR5045-680MT	68	20	100	0.420±30%	0.90	0.80
SCNR5045-820MT	82	20	100	0.500±30%	0.80	0.75
SCNR5045-101MT	100	20	1	0.620±30%	0.75	0.70
SCNR5045-151MT	150	20	1	0.850±30%	0.65	0.60
SCNR5045-181MT	180	20	1	1.150±30%	0.50	0.43
SCNR5045-221MT	220	20	1	1.200±30%	0.46	0.42
SCNR5045-331MT	330	20	1	1.750±30%	0.40	0.36
SCNR5045-391MT	390	20	1	2.500±30%	0.35	0.32
SCNR5045-471MT	470	20	1	2.850±30%	0.32	0.30
SCNR5045-561MT	560	20	1	3.200±30%	0.30	0.28
SCNR5045-681MT	680	20	1	3.750±30%	0.27	0.25
SCNR5045-821MT	820	20	1	5.700±30%	0.24	0.22
SCNR5045-102MT	1000	20	1	6.500±30%	0.21	0.19

SCNR6020 Series

Part Number	L(μH)	Tolerance(±%)	Test Freq.(KHz)	RDC (Ω)	Isat(A)	Irms(A)
SCNR6020-1R0NT	1.0	30	100	0.020±30%	4.15	3.50
SCNR6020-1R5NT	1.5	30	100	0.022±30%	4.00	3.20
SCNR6020-2R2NT	2.2	30	100	0.028±30%	3.75	2.75
SCNR6020-3R3MT	3.3	20	100	0.035±30%	3.15	2.60
SCNR6020-4R7MT	4.7	20	100	0.058±30%	3.00	2.00
SCNR6020-6R8MT	6.8	20	100	0.079±30%	2.20	1.80
SCNR6020-100MT	10	20	100	0.105±30%	1.75	1.40
SCNR6020-150MT	15	20	100	0.145±30%	1.20	1.20
SCNR6020-220MT	22	20	100	0.204±30%	1.05	1.00
SCNR6020-330MT	33	20	100	0.300±30%	0.95	0.84
SCNR6020-470MT	47	20	100	0.430±30%	0.70	0.65
SCNR6020-680MT	68	20	100	0.660±30%	0.62	0.60
SCNR6020-101MT	100	20	100	1.200±30%	0.50	0.45

Electrical Characteristics电气性能

SCNR6028 Series

Part Number	L(μH)	Tolerance(±%)	Test Freq.(KHz)	RDC (Ω)	Isat(A)	Irms(A)
SCNR6028-1R0NT	1.0	30	100	0.014±30%	5.75	5.20
SCNR6028-1R5NT	1.5	30	100	0.016±30%	5.00	4.58
SCNR6028-2R2NT	2.2	30	100	0.020±30%	5.10	3.75
SCNR6028-3R3NT	3.3	30	100	0.023±30%	3.60	3.48
SCNR6028-4R7NT	4.7	30	100	0.031±30%	2.70	3.08
SCNR6028-6R8MT	6.8	20	100	0.048±30%	2.30	2.40
SCNR6028-100MT	10	20	100	0.065±30%	1. 90	1.95
SCNR6028-150MT	15	20	100	0.095±30%	1.60	1.45
SCNR6028-220MT	22	20	100	0.135±30%	1.30	1.40
SCNR6028-330MT	33	20	100	0.220±30%	1.10	1.22
SCNR6028-470MT	47	20	100	0.300±30%	0.95	1.06
SCNR6028-680MT	68	20	100	0.420±30%	0.76	0.86
SCNR6028-820MT	82	20	100	0.520±30%	0.64	0.70
SCNR6028-101MT	100	20	100	0.570±30%	0.62	0.70
SCNR6028-151MT	150	20	100	0.760±30%	0.50	0.50
SCNR6028-221MT	220	20	100	1.200±30%	0.38	0.38
SCNR6028-331MT	330	20	100	1.800±30%	0.32	0.32
SCNR6028-471MT	470	20	100	2.300±30%	0.28	0.28
SCNR6028-681MT	680	20	100	4.600±30%	0.23	0.23

SCNR6045 Series

Part Number	L(μH)	Tolerance(±%)	Test Freq.(KHz)	RDC (Ω)	Isat(A)	Irms(A)
SCNR6045-R82NT	0.82	30	100	0.008±30%	10.35	5.90
SCNR6045-1R0NT	1.0	30	100	0.014±30%	8.50	5.14
SCNR6045-1R3NT	1.3	30	100	0.016±30%	8.00	5.05
SCNR6045-1R8NT	1.8	30	100	0.018±30%	7.00	4.95
SCNR6045-2R2NT	2.2	30	100	0.021±30%	6.00	4.60
SCNR6045-3R0MT	3.0	20	100	0.024±30%	5.00	3.80
SCNR6045-3R3MT	3.3	20	100	0.024±30%	5.00	3.70
SCNR6045-4R5MT	4.5	20	100	0.031±30%	4.00	3.30
SCNR6045-4R7MT	4.7	20	100	0.031±30%	4.00	3.30
SCNR6045-6R3MT	6.3	20	100	0.035±30%	3.80	3.15
SCNR6045-6R8MT	6.8	20	100	0.038±30%	3.80	3.00
SCNR6045-8R2MT	8.2	20	100	0.043±30%	3.50	2.70
SCNR6045-100MT	10	20	100	0.047±30%	3.20	2.45
SCNR6045-150MT	15	20	100	0.077±30%	2.50	2.05
SCNR6045-220MT	22	20	100	0.115±30%	2.05	1.80
SCNR6045-330MT	33	20	100	0.145±30%	1.65	1.45
SCNR6045-390MT	39	20	100	0.210±30%	1.50	1.25
SCNR6045-470MT	47	20	100	0.220±30%	1.40	1.20

Electrical Characteristics电气性能

SCNR6045 Series

Part Number	L(μH)	Tolerance(±%)	Test Freq.(KHz)	RDC (Ω)	Isat(A)	Irms(A)
SCNR6045-560MT	56	20	100	0.260±30%	1.30	1.10
SCNR6045-680MT	68	20	100	0.330±30%	1.20	1.00
SCNR6045-820MT	82	20	100	0.450±30%	1.05	0.90
SCNR6045-101MT	100	20	100	0.500±30%	0.95	0.80
SCNR6045-151MT	150	20	100	0.800±30%	0.80	0.70
SCNR6045-181MT	180	20	100	0.950±30%	0.75	0.65
SCNR6045-221MT	220	20	100	1.200±30%	0.70	0.59
SCNR6045-331MT	330	20	100	1.700±30%	0.57	0.57

SCNR8040 Series

Part Number	L(μH)	Tolerance(±%)	Test Freq.(KHz)	RDC (Ω)	Isat(A)	Irms(A)
SCNR8040-R90NT	0.90	30	100	0.006±30%	11.00	7.80
SCNR8040-1R4NT	1.4	30	100	0.007±30%	9.00	7.00
SCNR8040-2R0NT	2.0	30	100	0.009±30%	7.40	6.30
SCNR8040-2R2NT	2.2	30	100	0.009±30%	7.40	6.30
SCNR8040-2R8NT	2.8	30	100	0.014±30%	5.80	5.10
SCNR8040-3R6MT	3.6	20	100	0.015±30%	5.30	4.90
SCNR8040-4R7MT	4.7	20	100	0.018±30%	4.70	4.10
SCNR8040-6R8MT	6.8	20	100	0.025±30%	4.00	3.70
SCNR8040-100MT	10	20	100	0.034±30%	3.40	3.10
SCNR8040-150MT	15	20	100	0.050±30%	2.70	2.40
SCNR8040-220MT	22	20	100	0.066±30%	2.20	2.20
SCNR8040-330MT	33	20	100	0.100±30%	1.90	1.70
SCNR8040-470MT	47	20	100	0.150±30%	1.50	1.40
SCNR8040-680MT	68	20	100	0.230±30%	1.20	1.10
SCNR8040-101MT	100	20	100	0.290±30%	1.00	1.00
SCNR8040-151MT	150	20	100	0.480±30%	0.95	0.85
SCNR8040-221MT	220	20	100	0.660±30%	0.85	0.80
SCNR8040-331MT	330	20	100	1.020±30%	0.68	0.64

Isat: The DC current is that which cause a 30% inductance reduction from the initial value.

Irms: The DC current is inductor surface temperature to rise by 40℃ (Reference ambient temperature 20℃).

SMD Power Inductor SCCD Series贴片功率电感SCCD 系列

Features特点

- High heat resistance and excellent solderability.
  良好的可焊性
- Excellent terminal strength construction.
  良好的焊盘结构
- Flat bottom surface ensures secure, reliable mounting.
  平坦焊面便于安装
- Surface mount inductor with high current rating.
  大电流表面贴装电感

Applications应用

- Ideally used in Digital camera, notebook PC,LCD TV set,DC-DC Converters, etc.
  用于数码相机、笔记本电脑、LCD电视、DC-DC转换等。

Product Identification 产品标识

SCCD 54 -3R3 M T

① ② ③ ④ ⑤

① Series name 系列名称

② Product dimensions 产品尺寸：【5.8*5.2*4.5 mm】

③ Inductance Value 电感量：【3R3=3.3μH 100=10μH 101=100μH】

④ Inductance Tolerance 电感量公差：【M=±20%; N=±30%】

⑤ Packing Style:【T: Taping 编带盘装 B: Bulk 散装】

Shapes And Dimensions外形及尺寸示意图

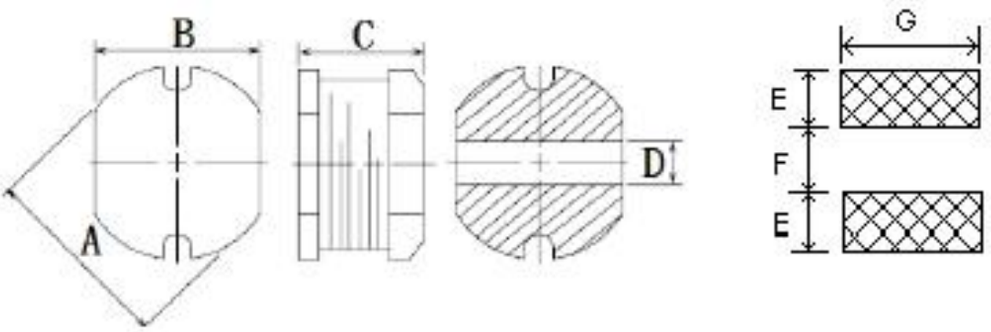

Part	SCCD31	SCCD32	SCCD42	SCCD43	SCCD52	SCCD53	SCCD54	SCCD73	SCCD75	SCCD104	SCCD105
A	3.5±0.3	3.5±0.3	4.5±0.3	4.5±0.3	5.8±0.3	5.8±0.3	5.8±0.3	7.8±0.3	7.8±0.3	10.0±0.3	10.0±0.3
B	3.0±0.3	3.0±0.3	4.0±0.3	4.0±0.3	5.2±0.3	5.2±0.3	5.2±0.3	7.0±0.3	7.0±0.3	9.0±0.3	9.0±0.3
C	1.6±0.3	2.1±0.3	2.15±0.3	3.2±0.3	2.1±0.35	3.0±0.3	4.5±0.3	3.5±0.4	5.0±0.4	4.0±0.4	5.4±0.3
D	1.0±0.1	1.0±0.1	1.5±0.1	1.5±0.1	1.5±0.1	1.7±0.1	1.7±0.1	2.2±0.1	2.2±0.1	2.8±0.1	2.8±0.1
E	1.3±0.3	1.3±0.3	2.1±0.3	2.1±0.3	2.5±0.3	2.5±0.3	2.5±0.3	3.3±0.3	3.3±0.3	4.4±0.3	4.4±0.3
F	0.9±0.1	0.9±0.1	1.0±0.1	1.0±0.1	1.0±0.1	1.2±0.1	1.2±0.1	1.4±0.2	1.4±0.2	1.8±0.2	1.8±0.2
G	3.0±0.3	3.0±0.3	4.0±0.3	4.0±0.3	3.0±0.3	5.8±0.3	5.8±0.3	8.0±0.3	8.0±0.3	10.0±0.3	10.0±0.3

Electrical Characteristics 电气性能

SCCD31 Series

Part Number	L (μH)	Tolerance (±%)	Test Freq. (KHz)	RDC Max. (Ω)	Isat(A)
SCCD31-2R2MT	2.2	20	100	0.085	1.30
SCCD31-3R3MT	3.3	20	100	0.115	1.20
SCCD31-4R7MT	4.7	20	100	0.170	1.00
SCCD31-100MT	10	20	100	0.350	0.78
SCCD31-150MT	15	20	100	0.550	0.60
SCCD31-220MT	22	20	100	0.890	0.46
SCCD31-270MT	27	20	100	1.050	0.43
SCCD31-330MT	33	20	100	1.250	0.40

SCCD32 Series

Part Number	L (μH)	Tolerance (±%)	Test Freq. (KHz)	RDC Max. (Ω)	Isat(A)
SCCD32-1R0MT	1.0	20	100	0.05	1.85
SCCD32-1R5MT	1.5	20	100	0.06	1.85
SCCD32-1R8MT	1.8	20	100	0.07	1.70
SCCD32-2R2MT	2.2	20	100	0.08	1.60
SCCD32-2R7MT	2.7	20	100	0.09	1.55
SCCD32-3R3MT	3.3	20	100	0.10	1.40
SCCD32-3R9MT	3.9	20	100	0.115	1.30
SCCD32-4R7MT	4.7	20	100	0.165	1.25
SCCD32-5R6MT	5.6	20	100	0.185	1.20
SCCD32-6R8MT	6.8	20	100	0.21	1.10
SCCD32-8R2MT	8.2	20	100	0.24	1.05
SCCD32-100MT	10	20	100	0.35	0.760
SCCD32-120MT	12	20	100	0.46	0.685
SCCD32-150MT	15	20	100	0.50	0.635
SCCD32-180MT	18	20	100	0.60	0.525
SCCD32-220MT	22	20	100	0.65	0.500
SCCD32-270MT	27	20	100	0.75	0.405
SCCD32-330MT	33	20	100	0.85	0.380
SCCD32-390MT	39	20	100	1.00	0.355
SCCD32-470MT	47	20	100	1.60	0.330
SCCD32-560MT	56	20	100	1.65	0.290
SCCD32-680MT	68	20	100	1.85	0.275
SCCD32-820KT	82	10	100	2.10	0.250
SCCD32-101KT	100	10	1	2.20	0.220

Electrical Characteristics 电气性能

SCCD42 Series

Part Number	L (μH)	Tolerance (±%)	Test Freq. (KHz)	RDC Max. (Ω)	Isat(A)
SCCD42-1R0MT	1.0	20	100	0.050	3.00
SCCD42-1R5MT	1.5	20	100	0.055	2.80
SCCD42-2R2MT	2.2	20	100	0.070	2.50
SCCD42-3R3MT	3.3	20	100	0.085	2.25
SCCD42-4R7MT	4.7	20	100	0.120	1.80
SCCD42-6R8MT	6.8	20	100	0.170	1.40
SCCD42-8R2MT	8.2	20	100	0.200	1.20
SCCD42-100MT	10	20	100	0.210	1.00
SCCD42-150MT	15	20	100	0.470	0.82
SCCD42-220MT	22	20	100	0.500	0.60

SCCD43 Series

Part Number	L (μH)	Tolerance (±%)	Test Freq. (KHz)	RDC Max. (Ω)	Isat(A)
SCCD43-1R0MT	1.0	20	100	0.045	3.50
SCCD43-2R2MT	2.2	20	100	0.070	2.40
SCCD43-3R3MT	3.3	20	100	0.085	2.25
SCCD43-3R9MT	3.9	20	100	0.090	1.70
SCCD43-4R7MT	4.7	20	100	0.105	1.65
SCCD43-5R6MT	5.6	20	100	0.120	1.60
SCCD43-6R8MT	6.8	20	100	0.130	1.40
SCCD43-8R2MT	8.2	20	100	0.145	1.30
SCCD43-100MT	10	20	100	0.180	1.10
SCCD43-120MT	12	20	100	0.210	1.00
SCCD43-150MT	15	20	100	0.235	0.85
SCCD43-180MT	18	20	100	0.330	0.80
SCCD43-220MT	22	20	100	0.360	0.70
SCCD43-270MT	27	20	100	0.520	0.65
SCCD43-330MT	33	20	100	0.540	0.60
SCCD43-390MT	39	20	100	0.580	0.55
SCCD43-470MT	47	20	100	0.840	0.48
SCCD43-560MT	56	20	100	0.930	0.46
SCCD43-680MT	68	20	100	1.110	0.44
SCCD43-820MT	82	20	100	1.250	0.42
SCCD43-101KT	100	10	1	1.400	0.40
SCCD43-151KT	150	10	1	2.000	0.35
SCCD43-221KT	220	10	1	2.460	0.27
SCCD43-331KT	330	10	1	4.500	0.20
SCCD43-471KT	470	10	1	5.500	0.16
SCCD43-561KT	560	10	1	6.000	0.14
SCCD43-681KT	680	10	1	6.800	0.13
SCCD43-821KT	820	10	1	8.000	0.12

Electrical Characteristics 电气性能

SCCD52 Series

Part Number	L (μH)	Tolerance (±%)	Test Freq. (KHz)	RDC Max. (Ω)	Isat(A)
SCCD52-1R1MT	1.1	20	100	0.030	2.50
SCCD52-1R5MT	1.5	20	100	0.040	2.10
SCCD52-2R2MT	2.2	20	100	0.070	2.00
SCCD52-3R3MT	3.3	20	100	0.080	1.60
SCCD52-4R7MT	4.7	20	100	0.093	1.30
SCCD52-5R6MT	5.6	20	100	0.115	1.10
SCCD52-100MT	10	20	100	0.170	0.90
SCCD52-150MT	15	20	100	0.330	0.72
SCCD52-220MT	22	20	100	0.400	0.60
SCCD52-330MT	33	20	100	0.540	0.50
SCCD52-470MT	47	20	100	0.690	0.40
SCCD52-680MT	68	20	100	1.180	0.37
SCCD52-101KT	100	10	1	1.800	0.27
SCCD52-151KT	150	10	1	2.750	0.23
SCCD52-221KT	220	10	1	3.200	0.20

SCCD53 Series

Part Number	L (μH)	Tolerance (±%)	Test Freq. (KHz)	RDC Max. (Ω)	Isat(A)
SCCD53-1R0MT	1.0	20	100	0.028	4.50
SCCD53-1R5MT	1.5	20	100	0.034	4.20
SCCD53-2R2MT	2.2	20	100	0.050	4.00
SCCD53-3R3MT	3.3	20	100	0.060	3.00
SCCD53-4R7MT	4.7	20	100	0.070	2.80
SCCD53-6R8MT	6.8	20	100	0.100	2.50
SCCD53-8R2MT	8.2	20	100	0.120	2.30
SCCD53-100MT	10	20	100	0.130	2.00
SCCD53-150MT	15	20	100	0.200	1.50
SCCD53-220MT	22	20	100	0.280	1.20
SCCD53-270MT	27	20	100	0.300	1.10
SCCD53-330MT	33	20	100	0.410	1.00
SCCD53-470MT	47	20	100	0.550	0.80
SCCD53-680MT	68	20	100	0.630	0.70
SCCD53-101KT	100	10	1	0.750	0.70
SCCD53-151KT	150	10	1	1.600	0.60
SCCD53-181KT	180	10	1	1.650	0.50
SCCD53-221KT	220	10	1	1.860	0.40
SCCD53-331KT	330	10	1	3.100	0.25

Electrical Characteristics 电气性能

SCCD54 Series

Part Number	L (μH)	Tolerance (±%)	Test Freq. (KHz)	RDC Max. (Ω)	Isat(A)
SCCD54-R47MT	0.47	20	100	0.012	4.80
SCCD54-1R0MT	1.0	20	100	0.025	3.50
SCCD54-2R2MT	2.2	20	100	0.028	3.20
SCCD54-3R3MT	3.3	20	100	0.035	2.50
SCCD54-4R7MT	4.7	20	100	0.038	2.50
SCCD54-6R8MT	6.8	20	100	0.070	2.00
SCCD54-8R2MT	8.2	20	100	0.090	1.70
SCCD54-100MT	10	20	100	0.10	1.65
SCCD54-120MT	12	20	100	0.12	1.55
SCCD54-150MT	15	20	100	0.14	1.40
SCCD54-180MT	18	20	100	0.15	1.25
SCCD54-220MT	22	20	100	0.18	1.10
SCCD54-270MT	27	20	100	0.20	0.95
SCCD54-330MT	33	20	100	0.22	0.90
SCCD54-390MT	39	20	100	0.30	0.80
SCCD54-470MT	47	20	100	0.35	0.75
SCCD54-560MT	56	20	100	0.40	0.70
SCCD54-680MT	68	20	100	0.45	0.65
SCCD54-820MT	82	20	100	0.60	0.60
SCCD54-101KT	100	10	1	0.70	0.55
SCCD54-121KT	120	10	1	0.85	0.45
SCCD54-151KT	150	10	1	1.10	0.43
SCCD54-181KT	180	10	1	1.35	0.40
SCCD54-221KT	220	10	1	1.55	0.35
SCCD54-331KT	330	10	1	1.98	0.30
SCCD54-471KT	470	10	1	2.50	0.25
SCCD54-561KT	560	10	1	2.87	0.20
SCCD54-681KT	680	10	1	3.50	0.18
SCCD54-821KT	820	10	1	5.20	0.17
SCCD54-102KT	1000	10	1	5.50	0.15

SCCD73 Series

Part Number	L (μH)	Tolerance (±%)	Test Freq. (KHz)	RDC Max. (Ω)	Isat(A)
SCCD73-1R0MT	1.0	20	100	0.012	6.00
SCCD73-2R2MT	2.2	20	100	0.022	3.20
SCCD73-2R5MT	2.5	20	100	0.025	2.80
SCCD73-3R3MT	3.3	20	100	0.035	3.60
SCCD73-4R7MT	4.7	20	100	0.048	4.00
SCCD73-6R8MT	6.8	20	100	0.050	2.20
SCCD73-100MT	10	20	100	0.080	2.10
SCCD73-120MT	12	20	100	0.090	1.80
SCCD73-150MT	15	20	100	0.095	1.70

Electrical Characteristics 电气性能

SCCD73 Series

Part Number	L (μH)	Tolerance (±%)	Test Freq. (KHz)	RDC Max. (Ω)	Isat(A)
SCCD73-180MT	18	20	100	0.110	1.40
SCCD73-220MT	22	20	100	0.156	1.35
SCCD73-270MT	27	20	100	0.145	1.25
SCCD73-330MT	33	20	100	0.170	1.05
SCCD73-390MT	39	20	100	0.215	0.95
SCCD73-470MT	47	20	100	0.305	0.90
SCCD73-560MT	56	20	100	0.280	0.80
SCCD73-680MT	68	20	100	0.330	0.75
SCCD73-820MT	82	20	100	0.405	0.70
SCCD73-101KT	100	10	1	0.480	0.65
SCCD73-121KT	120	10	1	0.535	0.60
SCCD73-151KT	150	10	1	0.750	0.55
SCCD73-181KT	180	10	1	1.020	0.50
SCCD73-221KT	220	10	1	1.200	0.45
SCCD73-271KT	270	10	1	1.300	0.37
SCCD73-331KT	330	10	1	1.490	0.35
SCCD73-471KT	470	10	1	2.200	0.30
SCCD73-561KT	560	10	1	2.400	0.25

SCCD75 Series

Part Number	L (μH)	Tolerance (±%)	Test Freq. (KHz)	RDC Max. (Ω)	Isat(A)
SCCD75-1R0MT	1.0	20	100	0.015	5.80
SCCD75-2R2MT	2.2	20	100	0.023	5.20
SCCD75-3R3MT	3.3	20	100	0.025	4.80
SCCD75-4R7MT	4.7	20	100	0.040	4.00
SCCD75-6R8MT	6.8	20	100	0.041	3.00
SCCD75-8R2MT	8.2	20	100	0.042	2.70
SCCD75-100MT	10	20	100	0.07	2.55
SCCD75-120MT	12	20	100	0.08	2.40
SCCD75-150MT	15	20	100	0.09	2.00
SCCD75-180MT	18	20	100	0.10	1.95
SCCD75-220MT	22	20	100	0.11	1.70
SCCD75-270MT	27	20	100	0.12	1.55
SCCD75-330MT	33	20	100	0.13	1.40
SCCD75-390MT	39	20	100	0.15	1.35
SCCD75-470MT	47	20	100	0.19	1.25
SCCD75-560MT	56	20	100	0.23	1.10
SCCD75-680MT	68	20	100	0.25	1.00
SCCD75-820MT	82	20	100	0.35	0.95
SCCD75-101KT	100	10	1	0.40	0.78

Electrical Characteristics 电气性能

SCCD75 Series

Part Number	L (μH)	Tolerance (±%)	Test Freq. (KHz)	RDC Max. (Ω)	Isat(A)
SCCD75-121KT	120	10	1	0.45	0.73
SCCD75-151KT	150	10	1	0.60	0.70
SCCD75-181KT	180	10	1	0.70	0.60
SCCD75-221KT	220	10	1	0.95	0.55
SCCD75-271KT	270	10	1	1.10	0.50
SCCD75-331KT	330	10	1	1.25	0.45
SCCD75-391KT	390	10	1	1.75	0.40
SCCD75-471KT	470	10	1	1.95	0.35
SCCD75-681KT	680	10	1	2.18	0.27
SCCD75-102KT	1000	10	1	3.85	0.20

SCCD104 Series

Part Number	L (μH)	Tolerance (±%)	Test Freq. (KHz)	RDC Max. (Ω)	Isat(A)
SCCD104-100MT	10	20	100	0.05	2.90
SCCD104-120MT	12	20	100	0.06	2.80
SCCD104-150MT	15	20	100	0.07	2.30
SCCD104-180MT	18	20	100	0.08	2.15
SCCD104-220MT	22	20	100	0.09	2.10
SCCD104-270MT	27	20	100	0.10	1.90
SCCD104-330MT	33	20	100	0.12	1.85
SCCD104-390MT	39	20	100	0.15	1.45
SCCD104-470MT	47	20	100	0.17	1.35
SCCD104-560MT	56	20	100	0.20	1.30
SCCD104-680MT	68	20	100	0.25	1.20
SCCD104-820MT	82	20	100	0.27	1.00
SCCD104-101KT	100	10	1	0.30	0.95
SCCD104-121KT	120	10	1	0.40	0.90
SCCD104-151KT	150	10	1	0.50	0.80
SCCD104-181KT	180	10	1	0.62	0.70
SCCD104-221KT	220	10	1	0.72	0.65
SCCD104-271KT	270	10	1	0.95	0.57
SCCD104-331KT	330	10	1	1.10	0.55
SCCD104-391KT	390	10	1	1.20	0.50
SCCD104-471KT	470	10	1	1.52	0.45
SCCD104-561KT	560	10	1	1.90	0.40

Electrical Characteristics 电气性能

SCCD105 Series

Part Number	L (μH)	Tolerance (±%)	Test Freq. (KHz)	RDC Max. (Ω)	Isat(A)
SCCD105-100MT	10	20	100	0.06	3.80
SCCD105-120MT	12	20	100	0.07	3.40
SCCD105-150MT	15	20	100	0.08	2.90
SCCD105-180MT	18	20	100	0.09	2.65
SCCD105-220MT	22	20	100	0.10	2.50
SCCD105-270MT	27	20	100	0.11	2.25
SCCD105-330MT	33	20	100	0.12	2.00
SCCD105-390MT	39	20	100	0.13	1.90
SCCD105-470MT	47	20	100	0.15	1.70
SCCD105-560MT	56	20	100	0.19	1.60
SCCD105-680MT	68	20	100	0.22	1.45
SCCD105-820MT	82	20	100	0.25	1.30
SCCD105-101KT	100	10	1	0.33	1.15
SCCD105-121KT	120	10	1	0.40	1.00
SCCD105-151KT	150	10	1	0.45	0.95
SCCD105-181KT	180	10	1	0.60	0.85
SCCD105-221KT	220	10	1	0.70	0.75
SCCD105-271KT	270	10	1	0.95	0.70
SCCD105-331KT	330	10	1	1.10	0.60
SCCD105-391KT	390	10	1	1.20	0.55
SCCD105-471KT	470	10	1	1.45	0.50
SCCD105-561KT	560	10	1	1.90	0.48
SCCD105-681KT	680	10	1	2.25	0.45
SCCD105-821KT	820	10	1	2.50	0.40

1. Isat: Saturation Current, the current when the inductance becomes 10% lower than its initial value.

赣州研创电子科技有限公司
Ganzhou Yanchuang Electronic Technology Co., Ltd

江西兴康电子科技有限公司
Jiangxi Xincom Electronic Technology Co., Ltd

客户优先 技术创新 质量向上

电话:0797-8192716
地址:江西省赣州市经济技术开发区岗边大道96号
网址:www.yanchuangoc.com
邮编:341000