

1

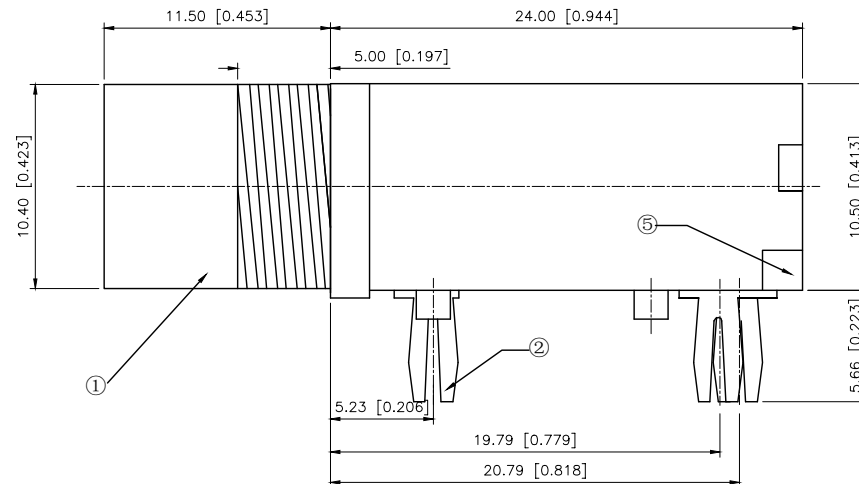
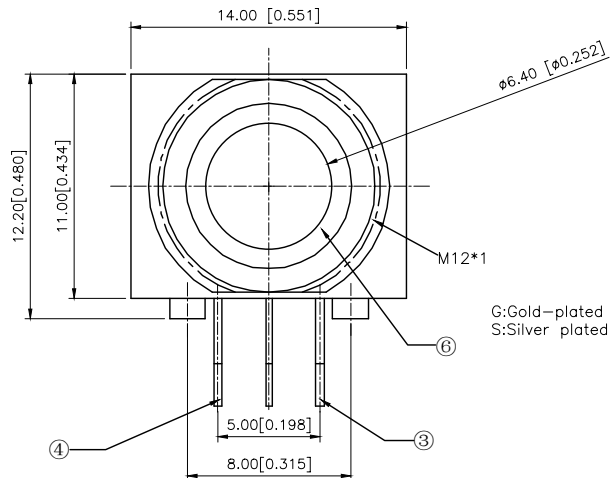
2

3

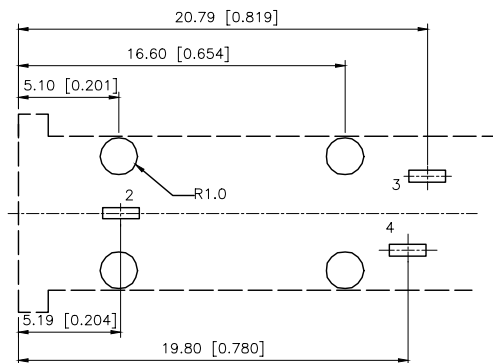
4

REVISIONS

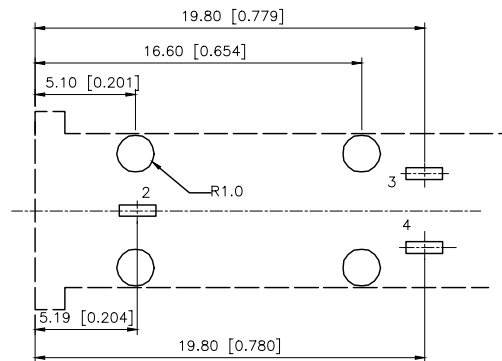
REV.	ECN NO.	LOCATION	DESCRIPTION	DATE	DESIGN
A0	N/A		INITIAL RELEASE	/	/
A1	N/A		图面升级整理图面	2025.06.27	阿树



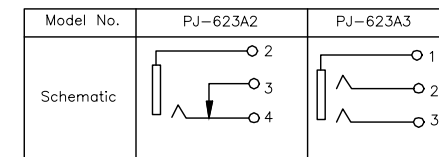
SPECIFICATION
1.Rating : DC 30V 1.0A;
2.Contact resistance: $\leq 30\text{m}\Omega$
3.Insulation resistance: $\geq 100\text{M}\Omega$ (DC250V);
4.Withstand voltage: 500VAC ;
5.Insertion and extraction force: 5-30N;
6.life test: 5,000 cycles.



PJ-623A2 PCB LAYOUT



PJ-623A3 PCB LAYOUT



6	AXIS SUPPORT	1	BRASS	Ni-Plating
5	COVER	1	PBT	
4	3 CONTACT FOOT	1	BRONZE	CuSn-Plating
3	2 CONTACT FOOT	1	BRONZE	CuSn-Plating
2	1 CONTACT FOOT	1	BRONZE	CuSn-Plating
1	OUSING	1	PBT	
NO.	DESCRIPT	QTY	MATERIAL	PLATING

AuGLAR	$\pm 5^\circ$
X.	± 0.40
X.x	± 0.30
X.xx	± 0.20
X.xxx	± 0.15
UNSPECIFIED TOLERANCES	



DESIGN

阿树

VIEW:

MODEL TYPE:
6.5 PHONE JACK

CHECKED

UNIT: mm/in

PART NO.:
PJ-623A2-S

APPROVED

SIZE: A4

DWG NO.:
X-PJ-623A2-S

www.helloxkb.com

www.helloxkb.cn

www.xk-dg.cn

XKB INDUSTRIAL PRECISION CO.,LIMITED

SCALE	PAGE	REVISION
N/A	1/1	A1

1

2

3

4