Http://www.usakro.com

额定负荷 Rating	DC 12V/50mA
接触电阻Contact Resistance	100mΩ max.
绝缘电阻Insulation resistance	DC100V 60S 100MΩ min.
抗电强度Dielectric strength	AC250V(50~60HZ) 60S min.
操作力Operation force	160±30gf ►250±50gf
寿命试验Operating Life	100,000 cycles 70,000 cycles
行程Travels	0.30±0.1mm

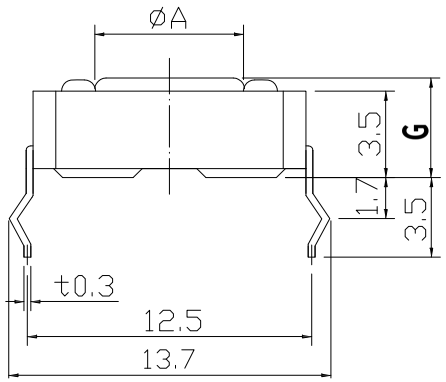

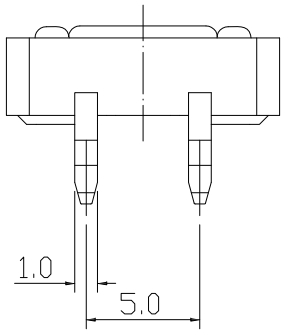

										▼
G (mm)	5.0	6.0	7.0	8.0	9.0	10.0	**11.0**	**12.0**	**13.0**	**14.0**
ØA (mm)	6.8	6.8	6.7	6.7	6.7	6.6	6.6	6.6	6.6	6.0

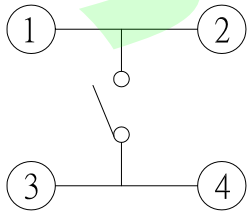

CIRCUIT DIAGRAM

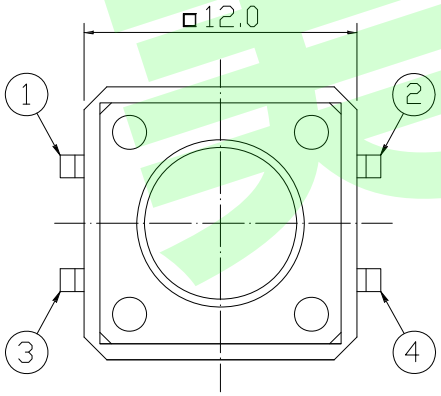

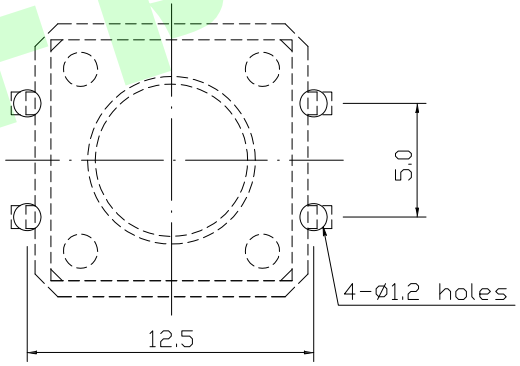

PCB LAYOUT MOUNTING PATTERN

5	**端子**	**黄铜**	**4**	**镀银**
4	**弹片**	**黄铜**	**1**	**原色**
3	**基座**	**PPA黑**	**1**	**黑色**
2	**盖板**	**SPCC**	**1**	**镀镍**
1	**按钮**	**尼龙**	**1**	**黑色**
项目	**名称**	**材质**	**数量**	**表面处理**

0～3	±0.05	±0.10	±0.20
＞3～6	±0.05	±0.10	±0.30
＞6～30	±0.10	±0.20	±0.50
＞30～120	±0.15	±0.30	±0.80
未注尺寸公差(mm)			

第一视角

设计 Jack Jin	图面	A4
	单位	MM
审核 Jacky Zhong	比例	
	重量	
批准 Tony Meng	页码	1/1
	版次	A/0

东莞市美韩电子科技有限公司

Dongguan Usakro Electronic Technology Co., Ltd.

1 : 1	DWG NO.	**型号 JK-B0224-G14-250**	SIZE A4
1 of 1	PART NO.	**规格：12*12*14 插件**	VER R

美韩电子