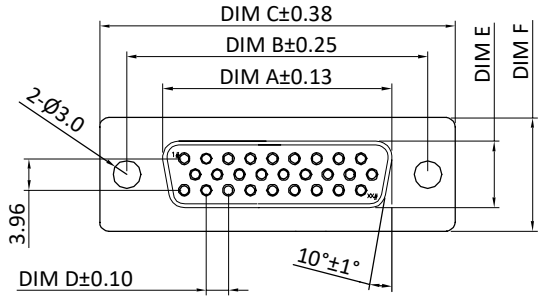

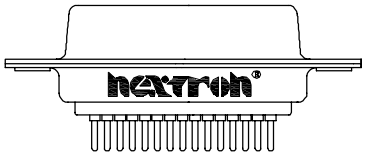

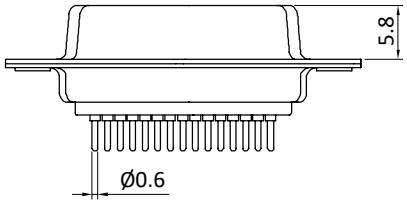

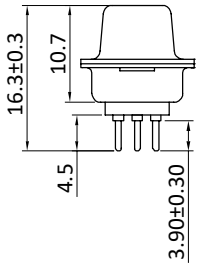

SPECIFICATIONS:
Current rating:3.0A AC/DC
Voltage rating:250V AC/DC
Contact resistance:30m ohm MAX
Insulation resistance:5000M ohm MIN
Withstanding voltage:1000V AC for one minute
Operating temperature range:-40°C~+85°C

MATERIAL AND FINISH
Insulator:PBT+30%G.F(UL94V-0)
Contact:Copper Alloy Nickel Undercoated Selective Gold Plated
Finish:Metal Iron With Tin Plated

PART NO.:

Z-SUB HP * F * * 7 * * * *

NO. OF CONTACTS
B=15PIN
D=26PIN
F=44PIN
G=62PIN

MOUNTING OPTIONS
1=RIVETED W/ SHIELD ONLY
2=RIVETED W/ FRONT RIVET
3=RIVETED W/ REAR RIVET
4=RIVETED W/ FRONT RIVET REAR RIVET
5=RIVETED W/FRONT LOCK SCREW REAR RIVET

C NUT POST HEIGHT(H)
0=4.8mm(STD)
1=5.8mm

LOGO
0=NO LOGO
2=NEXTRON LOGO

INSULATOR COLOR
0=BLACK
6=BLUE
9=WHITE

INSULATOR MATERIAL
0=PBT
2=NYLON

CONTACT PLATED:(CONTACT AREA)
1=FULL GOLD 1u"
2=GOLD 3u"
3=GOLD 5u"
4=GOLD 10u"
5=GOLD 15u"
6=GOLD 30u"

CONTACT MATERIAL
7=PHOSPHOR BRONZE

POS. NO.	A	B	C	D	E	F
	DIMENSION					
62P	54.84	63.50	69.32	2.41	7.92	12.50
44P	38.38	47.04	53.04	2.29	7.92	12.50
26P	24.66	33.32	39.14	2.29	7.92	12.50
15P	16.33	24.99	30.81	2.29	7.92	12.50

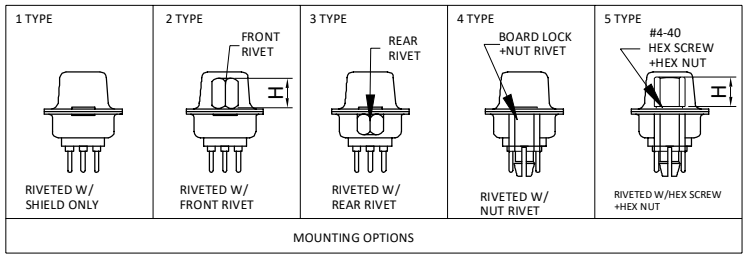

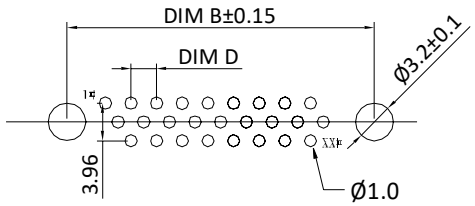

PCB LAYOUT

ENGINEERING CORPORATION NEXTRONICS
ISSUE DATE
2020/04/20
This file is automatically issued by EPDM and is not valid without the issue date

REV.	DESCRIPTION	DATE
C	ECR-20049 C=1	2020/04/03
B	ECN-19105 B=1	2019/11/15
A	NEW RELEASED	2016/07/16

UNITS: ■ mm □ inch
SIZE: A3

GENERAL TOLERANCE: (UNLESS SPECIFIED)

	mm	inch
4 PLACE	± **	±. **
3 PLACE	± **	±. **
2 PLACE	± 0.20	±. **
1 PLACE	± 0.30	±. **
ANGLES	X°± 3°	

NAME: D-SUB焊接式PCB母端

PART NO: Z-SUBHPXFXX7XXXX

APPD: Linson曾偉雄 2020/04/20
CHKD: Linson曾偉雄 2020/04/20
DRAW:
DESIGN: Lu陳惠枝 2020/04/03

NEXTRONICS ENGINEERING CORP.

TITLE: CUSTOMER DWG

DWG NO: 010-0000-M85 C

SCALE	SHEET	REV.
1/1	1/1	C

CONFIDENTIAL: THIS DOCUMENT CONTAINED THE INFORMATION IS PROPRIETARY AND CONFIDENTIAL TO Nextronics Engineering Corp. NO PERSON IS ALLOWED TO USE COPY, PUBLISH OR OTHERWISE DISCLOSE THE INFORMATION TO OTHERS, UNLESS BY THE PRIOR WRITTEN EXPRESS AUTHORIZATION OF Nextronics Engineering Corp. (C)COPYRIGHT- Nextronics Engineering Corp.