REVISIONS					
REV.	ECN NO.	LOCATION	DESCRIPTION	DATE	DESIGN
A0	N/A		INITIAL RELEASE	/	/
A1	N/A		图面升级整理图面	2024.07.20	阿 树

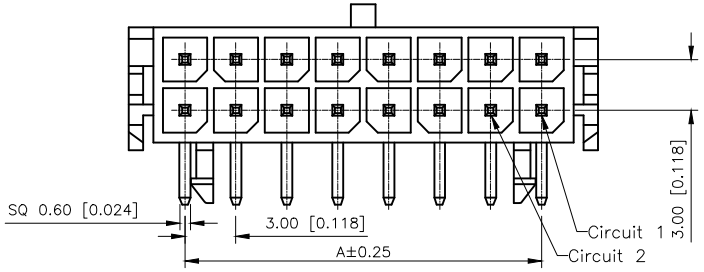

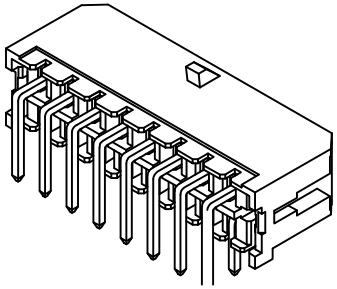

■SPECIFICATIONS
- Voltage rating:250V AC/DC
- Current rating:5A AC/DC
- Withstanding Voltage:1000V AC/minute
- Temperature range:−45°C+125°C
- Insulation resistance:≥1000MΩ
- Contact resistance:≤10mΩ
- After environmental testing: ≤20mΩ

PART NO.:

X3025 W R−2xXX−46 SN XX
① ② ③ ④ ⑤ ⑥ ⑦

①Series No
②Category:W−Wafer
③Welding Board Angle:R−Stright 90°
④Row No−Pin No: 2xXX−2x01P~2x12P
⑤Material:46−PA46 UL94V−0
⑥Planting:G01:Gold−Contact Gold Flash
SN−Bright tin plating
⑦Color:Blank−natural color

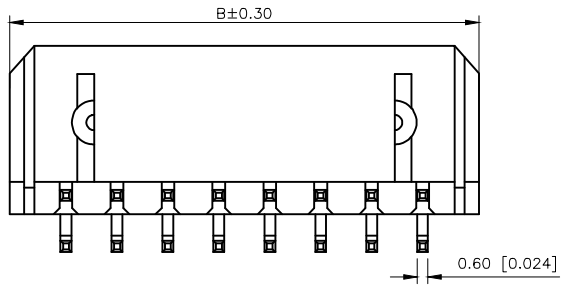

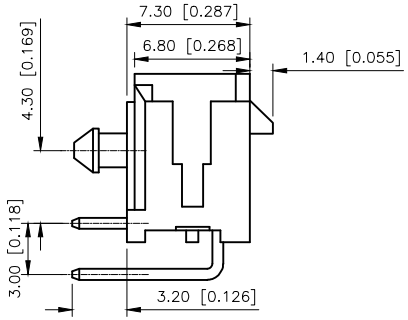

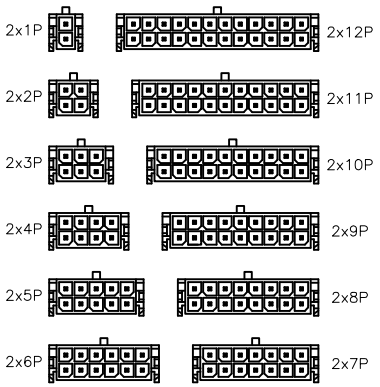

Scale 1:3

Poles	Dimensions (mm)	
	A	B
2x01	---	6.65
2x02	3.00	9.65
2x03	6.00	12.65
2x04	9.00	15.65
2x05	12.00	18.65
2x06	15.00	21.65
2x07	18.00	24.65
2x08	21.00	27.65
2x09	24.00	30.65
2x10	27.00	33.65
2x11	30.00	36.65
2x12	33.00	39.65

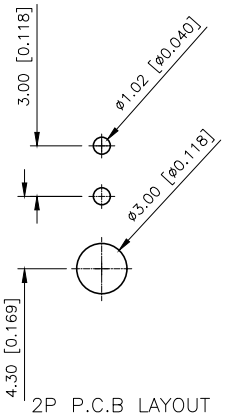

2P P.C.B LAYOUT

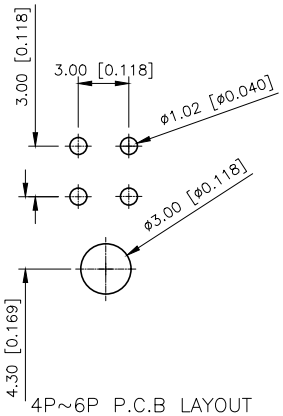

4P~6P P.C.B LAYOUT

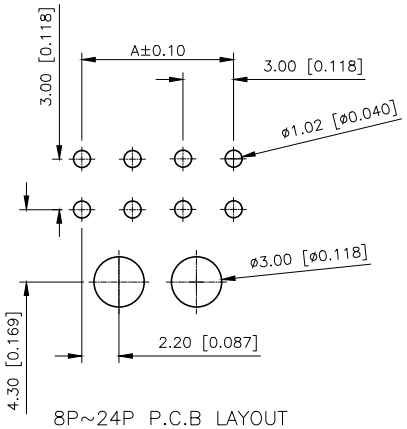

8P~24P P.C.B LAYOUT

PART NO	Material	Material(Pin)	Finish(Pin)	Mates With XKB Housing
X3025WR−2xXX−46G01	PA46 UL 94V−0	Brass	Contact Gold	X3025H
X3025WR−2xXX−46SN			Tin−Plated	

AuGLAR	±5°
X.	±0.40
X.x	±0.30
X.xx	±0.20
X.xxx	±0.15
UNSPECIFIED TOLERAuCES	

XKB Connection 星创

DESIGN	阿 树	VIEW:	MODEL TYPE: 3.00 mm Crimp Style Connectors
CHECKED		UNIT: mm/in	PART NO.: X3025WR−2xXX−46SN
APPROVED		SIZE: A4	DWG NO.:

XKB INDUSTRIAL PRECISION CO.,LIMITED

SCALE	PAGE	REVISION
N/A	1/1	A1