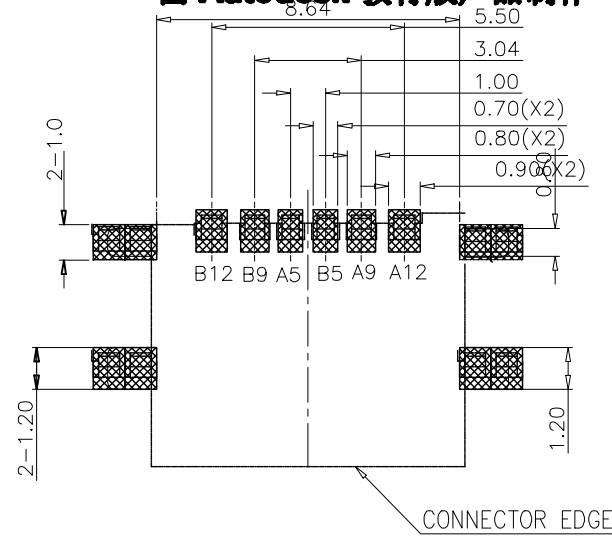
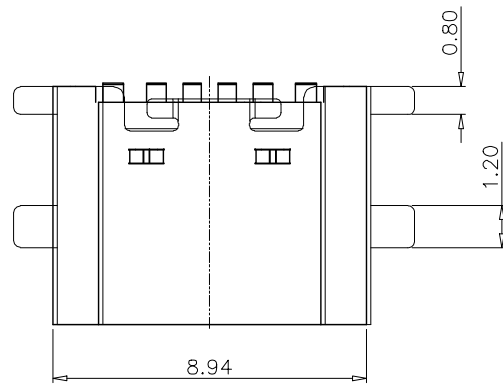
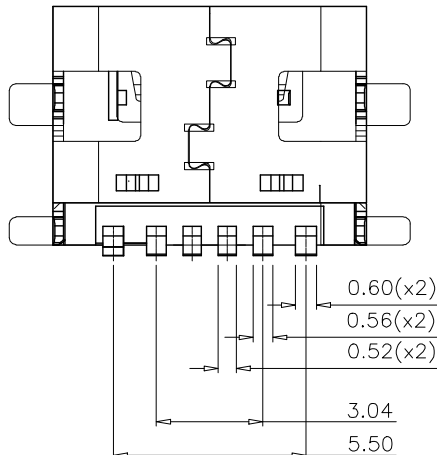
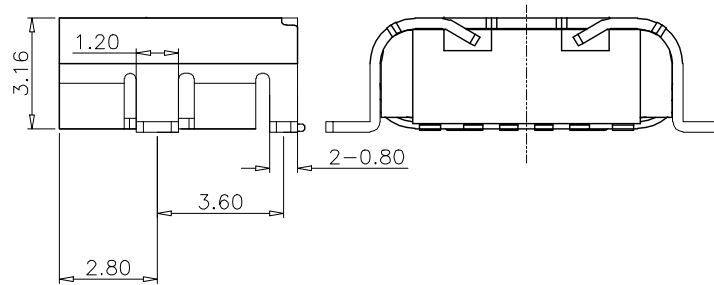
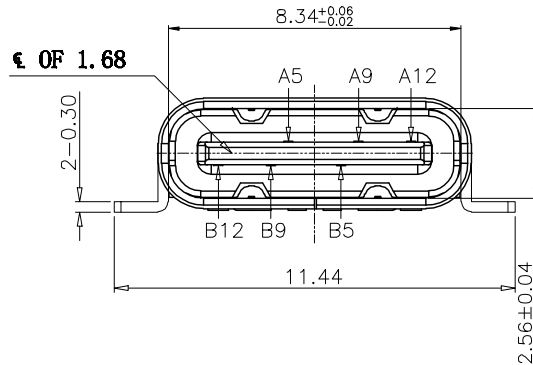


Rev No.	Description of Revision	Date	Name	Approved	ECN No.
X					



RECOMMENDED PCB LAYOUT(TOP VIEW)



PIN ASSIGNMENTS

A5	CC1	B12	GND
A9	VBUS	B9	VBUS
A12	GND	B5	CC2
PIN	SIGNAL NAME	PIN	SIGNAL NAME

## NOTE:

## 1.MATERIAL SPECIFICATION:

- 1.HOUSING:HIGH TEMPERATURE RESISTANT PLASTIC,UL94 V-0.
- 2.CONTACTS:COPPER ALLOY
- 3.MID PLATE: STAINLESS STEEL
- 4.FRONT SHELL: STAINLESS STEEL

## 2.PLATING SPECIFICATION:

## 2-1.CONTACTS:

Ni 50u" MIN. UNDER PLATED OVER ALL.  
Au PLATED ON THE FUNCTIONAL AREA OF CONTACT.  
(GOLD PLATING THICKNESS FOLLOW THE P/N)  
PLATING SPECIFICATIONS OF THE SOLDER AREA FOLLOW THE P/N

## 2-2.FRONT SHELL:

SEE TABLE1.

## 2-3.SHIELD PLATE&amp;EMI PLATE:

CLEAR ONLY

## 3.MECHANICAL PERFORMANCE,

- 3-1.INSERTION FORCE: 0.5~2.0kgf.
- 3-2.REMOVAL FORCE: 0.8kgf~2.0kgf.
- 3-3.DURABILITY: 10000 CYCLES.

## 4.ELECTRICAL PERFORMANCE,

- 4-1. CURRENT RATING:5.0A  
VOLTAGE RATING:5.0V
- 4-2. LLCR:  
VBUS & GND PINS AND OTHER PINS: 40mΩ/PIN MAX.  
SHIELD: 50mΩ/MAX.  
LLCR MAX. CHANGE OF ALL PINS: 10mΩ.
- 4-3.INSULATION RESISTANCE: 100MΩ MIN
- 4-4.DIELECTRIC WITHSTAND VOLTAGE,AC 100V FOR 1 MINUTE.

## 5. ENVIRONMENTAL PERFORMANCE:

OPERATING TEMPERATURE: -25°C~+85°C.

## 6.IR REFLOW:

THE PEAK TEMPERATURE ON THE BOARD SHALL  
BE MAINTAINED FOR 10 SECONDS AT 260°C.

UNLESS OTHERWISE SPECIFIED TOLERANCES		浙江创都电子科技有限公司			
DECIMALS:	ANGLES	TYPE-C-6P-BS-QT-6.8			
X. ±0.20	X'. ±2'	Drwn. JACK.LI	PART NO.		
X.X ±0.15	X.X' ±1'	Checked. PETER.LIU	SCALE. 1:8	UNIT. mm	PROJ.
X.XX ±0.10	X.XX' ±0.5'	Approved. JACK.D	SIZE. A4	SHEET. 1 OF 1	REV. A
Y.XXX ±0.05		CUSTOMER COPY			