

A

B

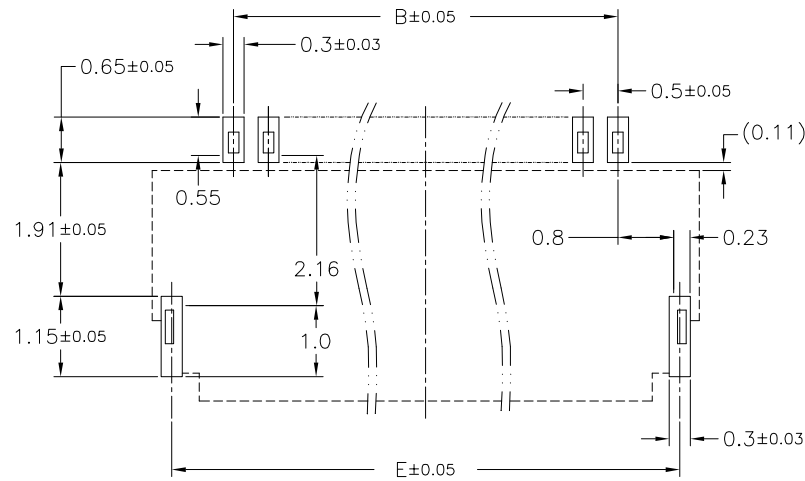
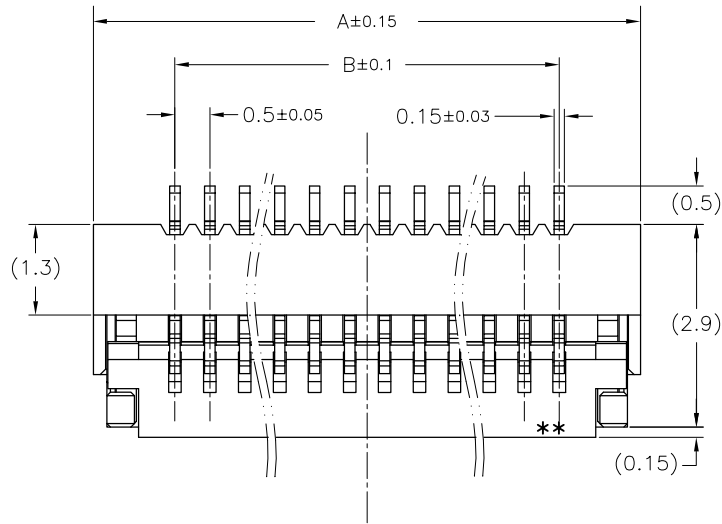
C

D

E

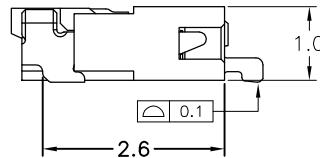
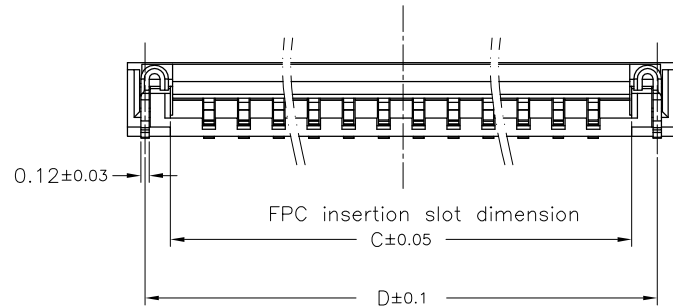
F

修订	标记	修改摘要	签名	日期
REV NO		NEW DWG		2016-03-12



Recommended PCB Layout(Top View)

Recommended metal mask pattern(thickness 0.1mm)

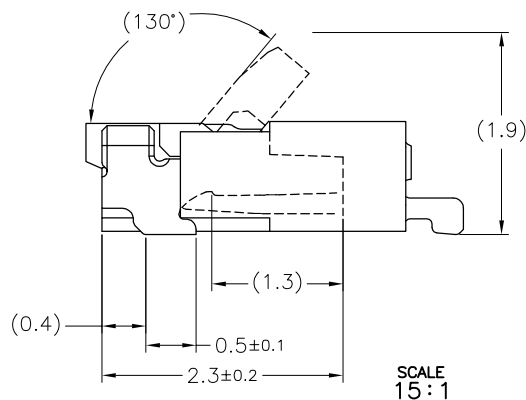
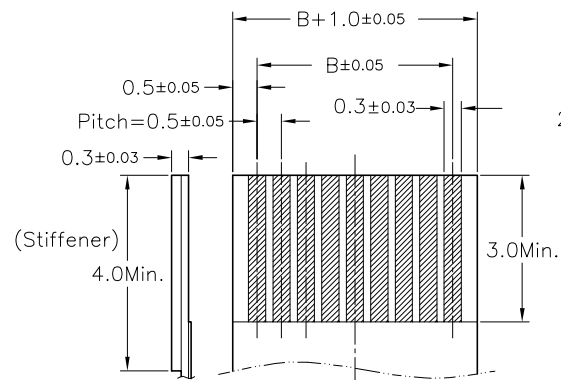


## NOTES: MATERIAL &amp; FINISH

1.MATERIAL:  
HOUSING:LCP(UL 94V-0)  
ACTUATOR:LCP(UL 94V-0)  
TERMINAL:COPPER ALLOY  
SOLDER PIN:COPPER ALLOY

## 2.PLATING:

TERMINAL:GOLD FLASH OVER NICKEL  
SOLDER PIN:TIN OVER NICKEL(LEAD FREE)

SCALE  
15:1

Recomenend FPC Dim.

No. of Contacts	DIM.				
	A	B	C	D	E
4	3.83	1.5	2.6	3.33	3.27
5	4.33	2.0	3.1	3.83	3.77
6	4.83	2.5	3.6	4.33	4.27
7	5.33	3.0	4.1	4.83	4.77
8	5.83	3.5	4.6	5.33	5.27
9	6.33	4.0	5.1	5.83	5.77
10	6.83	4.5	5.6	6.33	6.27
11	7.33	5.0	6.1	6.83	6.77
12	7.83	5.5	6.6	7.33	7.27
13	8.33	6.0	7.1	7.83	7.77
14	8.83	6.5	7.6	8.33	8.27
15	9.33	7.0	8.1	8.83	8.77
16	9.83	7.5	8.6	9.33	9.27
17	10.33	8.0	9.1	9.83	9.77
18	10.83	8.5	9.6	10.33	10.27
19	11.33	9.0	10.1	10.83	10.77
20	11.83	9.5	10.6	11.33	11.27
21	12.33	10.0	11.1	11.83	11.77
22	12.83	10.5	11.6	12.33	12.27
23	13.33	11.0	12.1	12.83	12.77
24	13.83	11.5	12.6	13.33	13.27
25	14.33	12.0	13.1	13.83	13.77
26	14.83	12.5	13.6	14.33	14.27
27	15.33	13.0	14.1	14.83	14.77
28	15.83	13.5	14.6	15.33	15.27
29	16.33	14.0	15.1	15.83	15.77
30	16.83	14.5	15.6	16.33	16.27
31	17.33	15.0	16.1	16.83	16.77
32	17.83	15.5	16.6	17.33	17.27
33	18.33	16.0	17.1	17.83	17.77
34	18.83	16.5	17.6	18.33	18.27
35	19.33	17.0	18.1	18.83	18.77
36	19.83	17.5	18.6	19.33	19.27
37	20.33	18.0	19.1	19.83	19.77
38	20.83	18.5	19.6	20.33	20.27
39	21.33	19.0	20.1	20.83	20.77
40	21.83	19.5	20.6	21.33	21.27
41	22.33	20.0	21.1	21.83	21.77
42	22.83	20.5	21.6	22.33	22.27
43	23.33	21.0	22.1	22.83	22.77
44	23.83	21.5	22.6	23.33	23.27
45	24.33	22.0	23.1	23.83	23.77
46	24.83	22.5	23.6	24.33	24.27
47	25.33	23.0	24.1	24.83	24.77
48	25.83	23.5	24.6	25.33	25.27
49	26.33	24.0	25.1	25.83	25.77
50	26.83	24.5	25.6	26.33	26.27

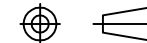


深圳市华德共创科技有限公司

Shenzhen Huade co-create Technology Co.,LTD

电话: 0755-23304126 传真: 0755-29940187

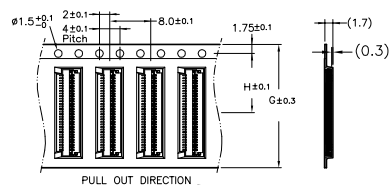
-TOLERANCES-  
UNLESS OTHERWISE SPECIFIED  
公差参数表



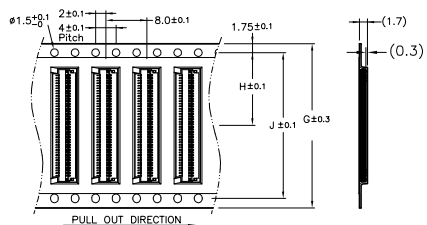
TITLE:  
产品名称: FPC0.5间距1.0高掀盖下接

X.X	±0.30	X.X*	±3*	APPD: 核准:	PART NO: 产品编号: HDGC0510-xxCL-GF			
X.XX	±0.20	X.XX*	±2*	CHECK: 校对: 王建业	DATE	SCALE	UNIT	CODE NUMBER
X.XXX	±0.10	X.XXX*	±1*	DRAW: 绘图: 黄艳兰	2016-03-12	1:1	mm	A001

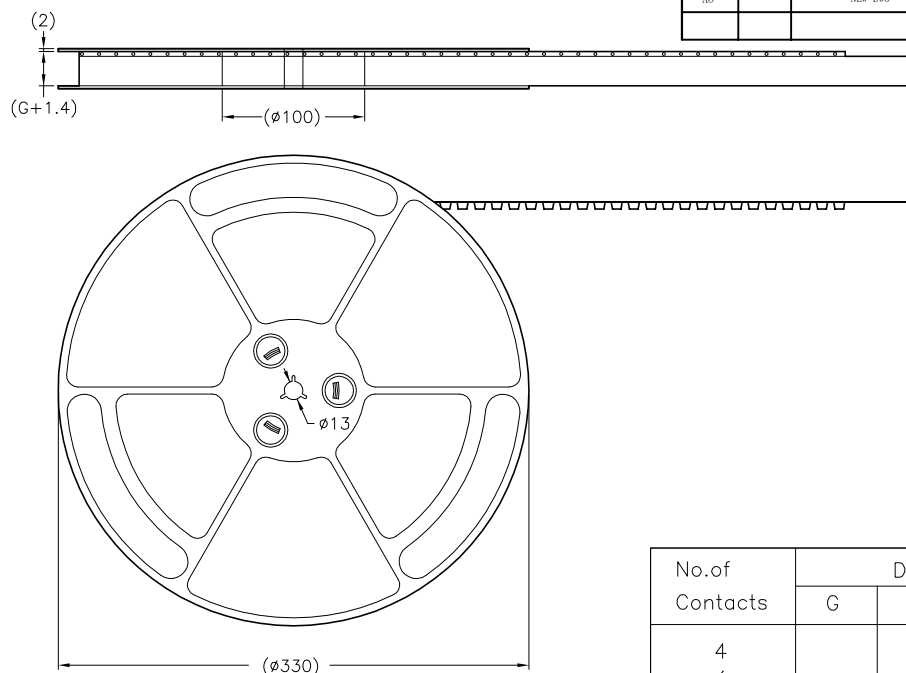
Tape width 12 ,16 and 24 mm



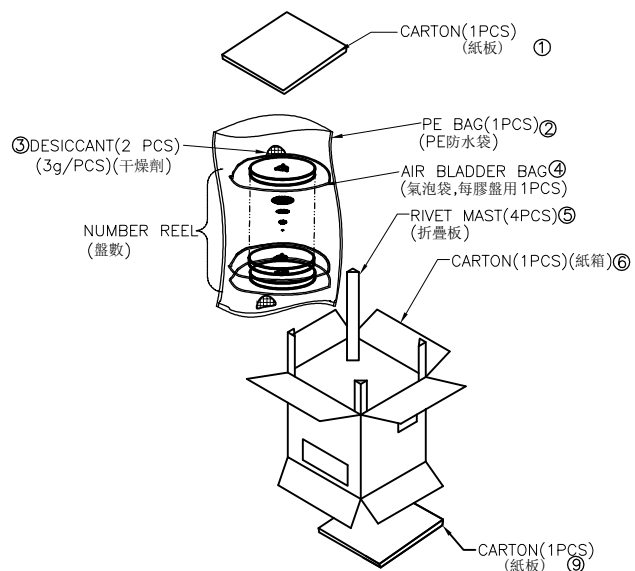
Tape width 32 and 44 mm



REEL Dim

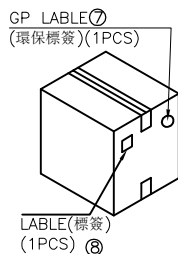


修订 REV AO	标记 MARK	修改摘要 REVISION DESCRIPTION	签名 SIGNATURE	日期 DATE
		NEW DWG		2016-03-12



Notes:

- 1.PER REEL : 5000pcs.
- 2.Material : Black Conductive Polystyrene Alloy.
- 3.Thickness : 0.3 ±0.05mm.
- 4.All dimensions meet EIA-481-C requirements.



MEAS:35\*35\*35 CM

No.of Contacts	DIM.			REEL/CARTON	SUM(PCS)
	G	H	J		
4 ∩ 8	12	5.5	—	22	110000
9 ∩ 13	16	7.5	—	15	75000
14 ∩ 30	24	11.5	—	10	50000
31 ∩ 40	32	14.2	28.4	8	40000
41 ∩ 50	44	20.2	40.4	6	30000



深圳市华德共创科技有限公司  
Shenzhen Huade co-create Technology Co.,LTD  
电话: 0755-23304126 传真: 0755-29940187

-TOLERANCES- UNLESS OTHERWISE SPECIFIED 公差参数表		TITLE: 产品名称: FPC0.5间距1.0高掀盖下接	
X.X ±0.30	X.X* ±3'	APPD: 核准:	PART NO: 产品编号: HDGC0510-xxCL-GF
X.XX ±0.20	X.XX* ±2'	CHECK: 校对: 王建业	DATE
X.XXX ±0.10	X.XXX* ±1'	DRAW: 绘图: 黄艳兰	SCALE
			UNIT
			CODE NUMBER
		2016-03-12	1:1
			mm
			A001