



广州市东裕光电科技有限公司

产品规格书

SPECIFICATION

客户名称 CUSTOMER	
产品名称 PRODUCTION	贴片光敏二极管 Photot Diode SMD
产品型号 MODEL	DYWH-PD70-01B/TR10
版本号 VERSION NO	A1.0

地址(Add): 深圳市光明区凤凰街道光明大道 481 号乐府广场 1B 栋 1609-1611 室

厂址(Add): 广东省广州市番禺区石基镇海涌路 3 号 10 号厂房 2 楼

电话(Tel): 18038161512

传真(Fax): 020-39966833

网址(Net): www.tonyuled.cn www.tonyuled.com



客户确认 CUSTOMER CONFIRMATION	审 核 CHECKED BY	编 制 PREPARED BY
	周毅兴	陈少龙

DYWH-PD70-01B/TR10



产品描述 Descriptions

- DYWH-PD70-01B/TR10 由一个顶部接收式 PIN 硅光电二极管组成的 SMD 封装器件。
(DYWH-PD70-01B/TR10 consists Of a PIN silicon photo diode SMD package which is flat top view.)

产品特性 Features

- SMD 光电二极管 (SMD Photodiode)
- 响应时间快 (Fast response time)
- 高灵敏度 (High photo sensitivity)
- 无铅 (Pb free)
- 符合 RoHS 要求 (This product itself will remain within RoHS compliant version)

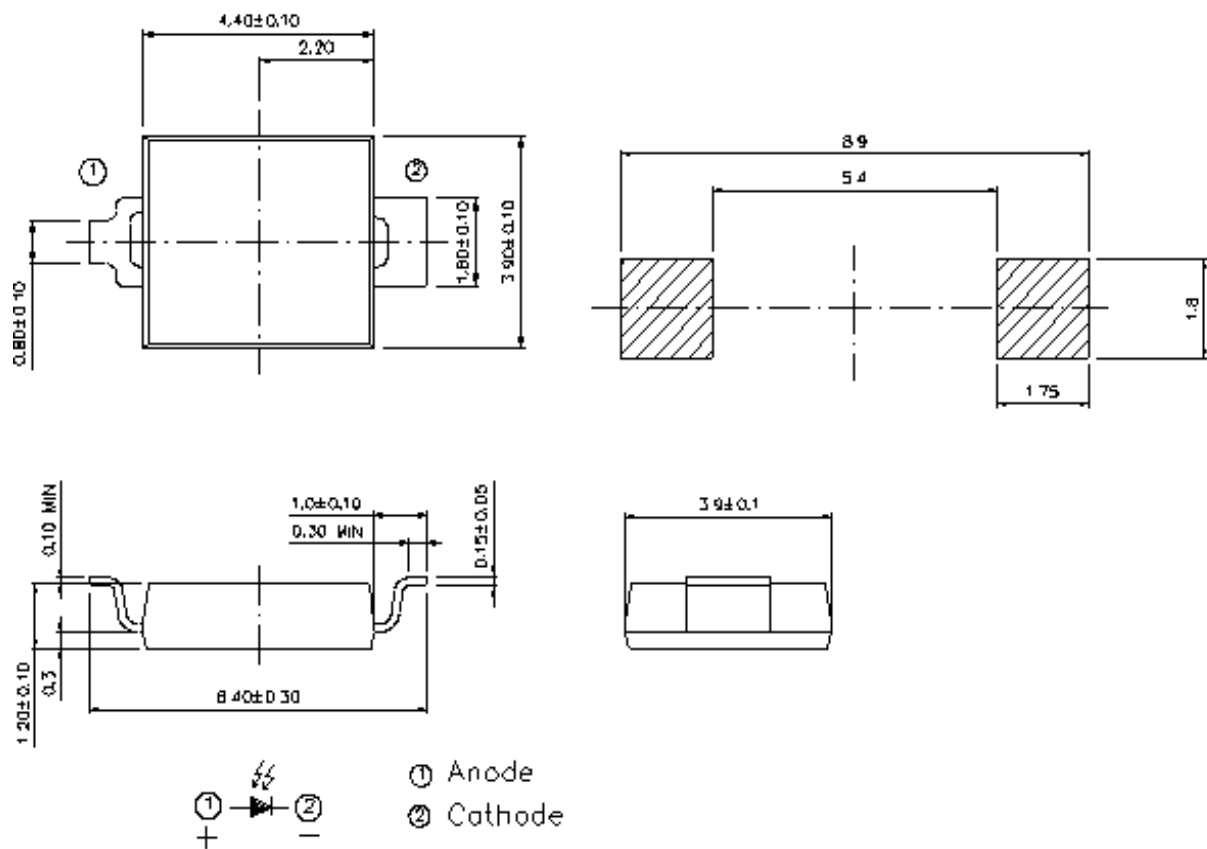
产品应用 Applications

- 水平仪 (Gradienter)
- 光电开关 (Optoelectronic switch)
- 电焊帽 (Welding helmet)
- 红外键盘 (Infrared keyboard)
- 烟感 (Smoke detector)
- 红外应用系统 (Infrared applied system)

包装方式 Packing Quantity Specification

- 编带 1000 个/卷 (1000 PCS/reel)

一、外形图 Outline dimensions:



注：所有尺寸均为毫米，除非另有说明，公差为±0.1。

Notes: All dimensions are in mm, tolerance is ±0.1 unless otherwise noted.

单位 Unit	公差 Tolerance	芯片材料 Die material	发光颜色 Emission color	胶体颜色 Lens color
mm	±0.1mm	Silicon	—	Black

※备注：承认书之编号和型号可用于查询，客户如有需要，请提供相应的编号和型号。

Remark: P/N & Model in samples approval sheet can be used to inquire, please provide corresponding P/N & model if customer need.

二、光电参数 Electro-Optical Characteristics:

(环境温度 Ambient temperature: 25°C, 环境湿度 Humidity: RH60%)

项目 Item	符号 Symbol	测试条件 Test condition	最小值 Min.	典型值 Type	最大值 Max.	单位 Unit
开路电压 Open-Circuit Voltage	V _{oc}	Ee=5mW/cm ² λ _p =940nm	-	0.35	-	V
短路电流 Short-Circuit Current	I _{sc}	Ee=1mW/cm ² λ _p =940nm	-	35	-	uA
反向光电流 Reverse Light Current	I _L	Ee=1mW/cm ² λ _p =940nm VR=5V	1.77	3.0	-	uA
反向暗电流 Reverse Dark Current	I _D	Ee=0mW/cm ² VR=10V	-	-	10	nA
反向击穿电压 Reverse Breakdown Voltage	V _{BR}	Ee=0mW/cm ² IR=100μA	32	170	-	V
总电容 Total Capacitance	C _t	Ee=0mW/cm ² VR=5V f=1MHz	-	10	-	pF
上升/下降时间 Rise Time/Fall Time	t _r /t _f	VR=10V RL=100Ω	-	50/50	-	ns
光谱带宽 Rang of spectral Band width	λ _{0.5}	---	730	-	1100	nm
峰值波长 Peak wavelength	λ _p	---	-	940	-	nm

三、典型光电特性曲线图 Typical photoelectricity characteristic curve chart:

Fig.1 Power Dissipation vs.
Ambient Temperature

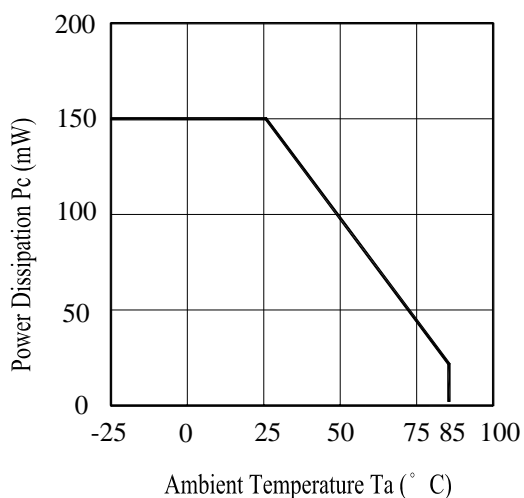


Fig.2 Spectral Sensitivity

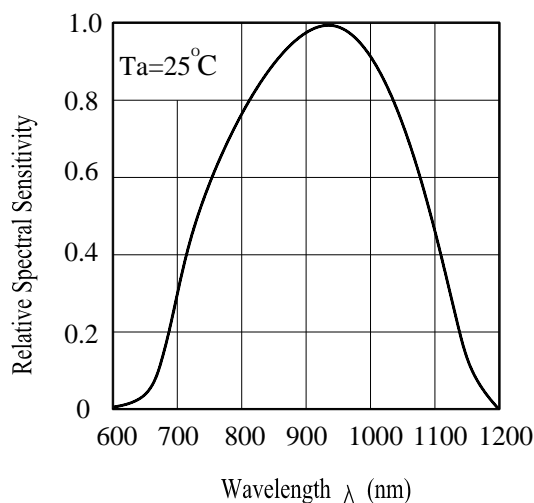


Fig.3 Dark Current vs.
Ambient Temperature

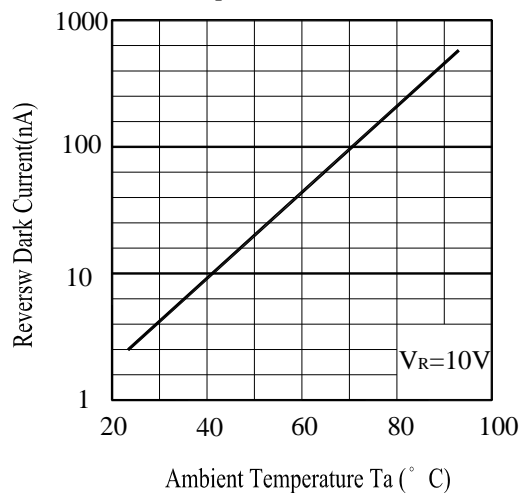


Fig. 4 Reverse Light Current vs. E_e

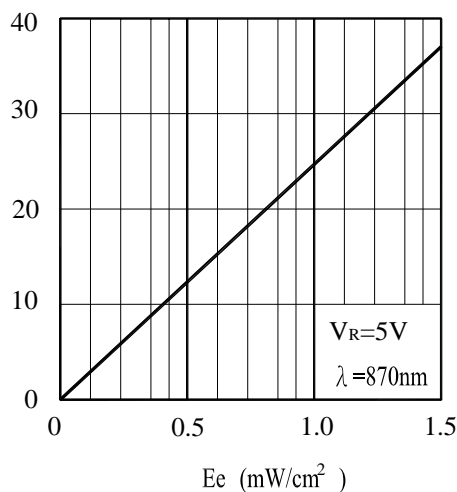


Fig.5 Terminal Capacitance vs.
Reverse Voltage

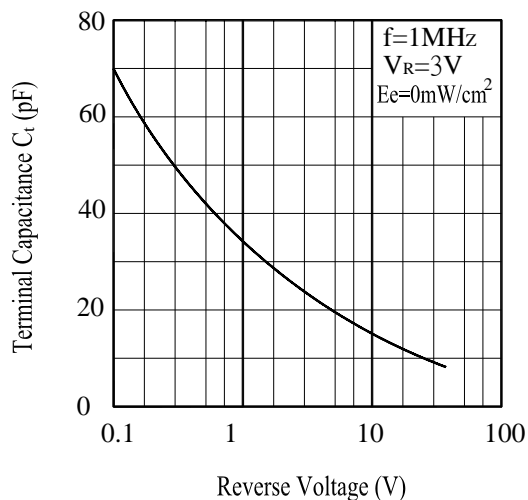
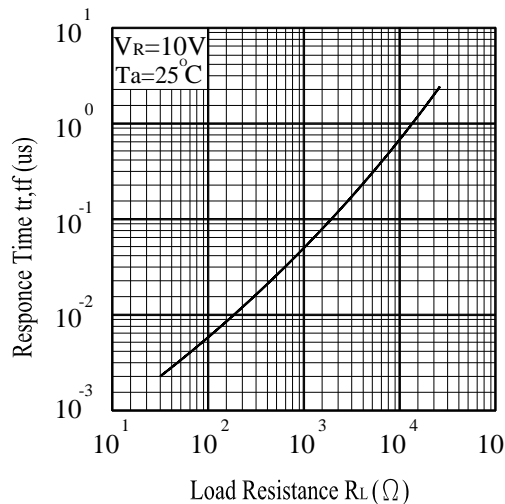


Fig.6 Response Time vs.
Load Resistance





四、极限参数 Absolute Maximum Rating:

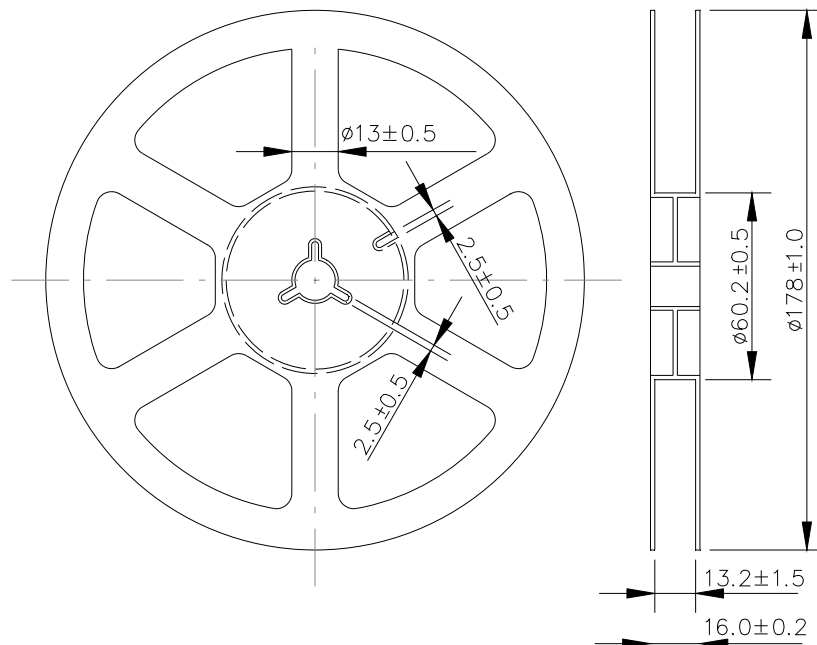
(环境温度 Ambient temperature: 25°C, 环境湿度 Humidity: RH60%)

项目 Item	符号 Symbol	数值 Value	单位 Unit	备注 Remark
反向电压 Reverse Voltage	V_R	32	V	---
工作环境温度 Operation temperature	T_{amb}	-25 ~ +85	°C	---
贮藏温度 Storage temperature	T_{stg}	-40 ~ +85	°C	---
焊接温度 Soldering temperature	T_{sol}	260°C for 5s	°C	Reflow soldering 260 5s max.
耗散功率 Power Dissipation	P_d	100	mW	---
Notes*1: IFP Conditions-Pulse Width≤100μs and Duty≤1%				

五、可靠性实验项目 Reliability Test Project:

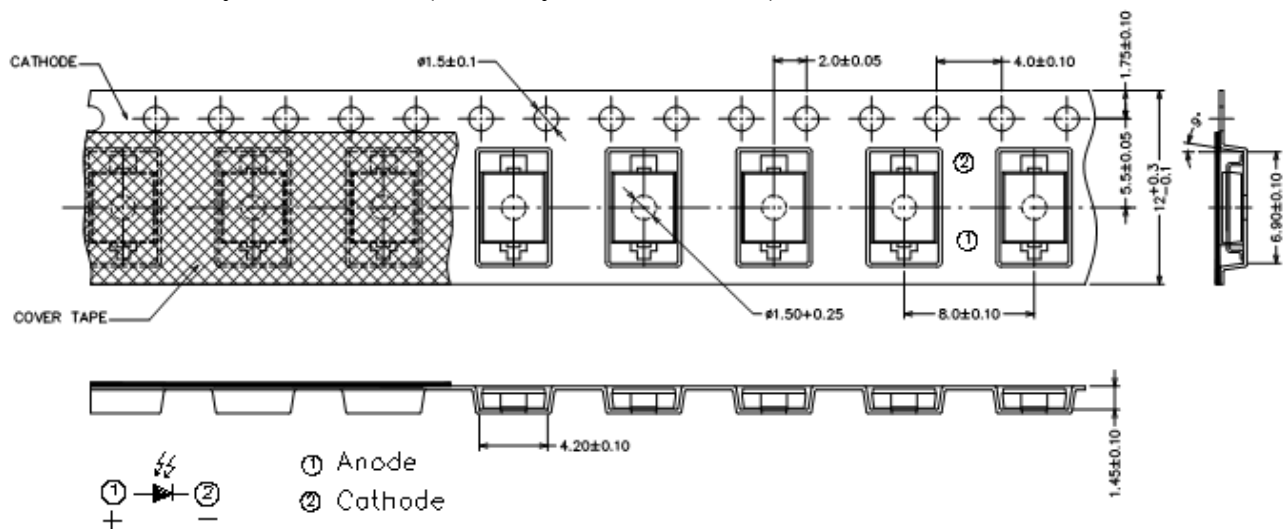
描述 Description	项目 Item	测试标准 Test criterion	测试条件 Test condition	测试时间 Test time	数量 Qty.	失效数量 Fail Qty.
寿命测试 Life test	常温寿命测试 Life test (room temperature)	JIS7021:B4	$T_a=25^{\circ}\text{C}\pm 5^{\circ}\text{C}$, $I_F=20\text{mA}$	1000Hrs	22	0
环境测试 Ambience test	高温存储 High temperature store	JIS7021:B10 MIL-STD-202:210A MIL-STD-750:2031	$T_a=85^{\circ}\text{C}\pm 5^{\circ}\text{C}$	1000Hrs	22	0
	低温存储 Low temperature store	JIS7021:B12	$T_a=-35^{\circ}\text{C}\pm 5^{\circ}\text{C}$	1000Hrs	22	0
	高温高湿测试 High temperature/ humidity test	JIS7021:B11 MIL-STD-202:103D	$T_a=85^{\circ}\text{C}\pm 5^{\circ}\text{C}$ RH=85%	1000Hrs	22	0
	冷热冲击测试 Cold / Heat strike test	JIS7021:B4 MIL-STD-202:107D MIL-STD-750:1026	30min $-10^{\circ}\text{C}\pm 5^{\circ}\text{C} \longleftrightarrow 100^{\circ}\text{C}\pm 5^{\circ}\text{C}$ 5min 5min	50Cycles	22	0
	冷热循环测试 Cold and heat cycle test	JIS7021:A3 MIL-STD-202:107D MIL-STD-750:105E	5min 5min 5min $-35^{\circ}\text{C} \sim 25^{\circ}\text{C} \sim 85^{\circ}\text{C} \sim -35^{\circ}\text{C}$ 30min 5min 30min 5min	50Cycles	22	0

六、包装方式 Package Bag Dimensions



Note: The tolerances unless mentioned are ± 0.1 , unit=mm.

Loaded Quantity Dimensions: (Quantity: 1000PCS/Reel)



Note: The tolerances unless mentioned are ± 0.1 , unit=mm.

七、注意事项 Note

1. Over-current-proof

Customer must apply resistors for protection , otherwise slight voltage shift will cause big current change (Burn out will happen).

2. Storage

2.1 Do not open moisture proof bag before the products are ready to use.

2.2 Before opening the package, the PHOTODIODEs should be kept at 30°C or less and 90%RH or less.

2.3 The PHOTODIODEs should be used within a year.

2.4 After opening the package, the PHOTODIODEs should be kept at 30°C or less and 60%RH or less.

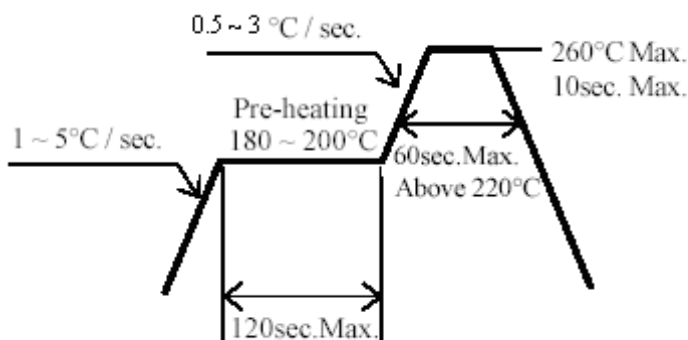
2.5 The PHOTODIODEs should be used within 168 hours (7 days) after opening the package.

2.6 If the moisture absorbent material (silica gel) has faded away or the PHOTODIODEs have exceeded the storage time, baking treatment should be performed using the following conditions.

Baking treatment : $60\pm5^{\circ}\text{C}$ for 24 hours.

3. Soldering Condition

3.1 Pb-free solder temperature profile



3.2 Reflow soldering should not be done more than two times.

3.3 When soldering, do not put stress on the PHOTODIODEs during heating.

3.4 After soldering, do not warp the circuit board.

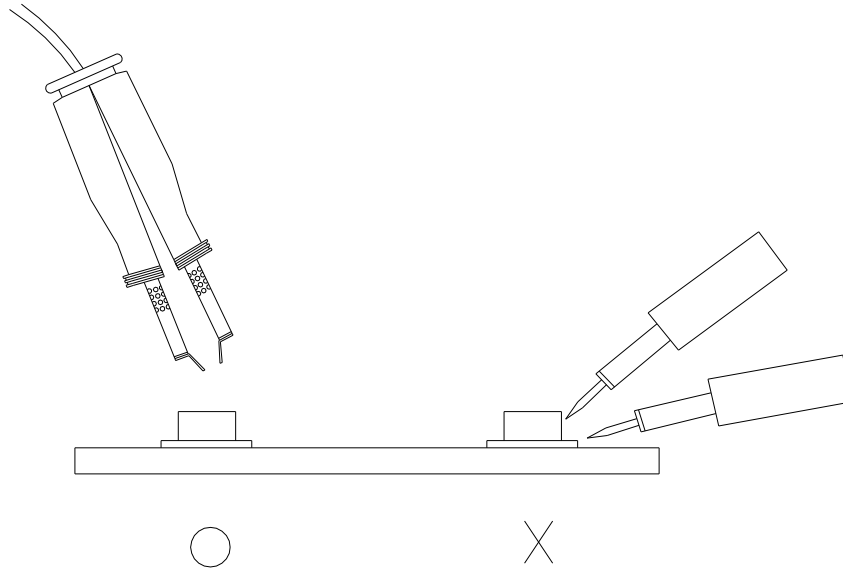
4.Soldering Iron

Each terminal is to go to the tip of soldering iron temperature less than 350°C or 3 seconds within once in less than the soldering iron capacity 25W. Leave two seconds and more intervals, and do soldering of each terminal. Be careful because the damage of the product is often started at the time of the hand solder.



5.Repairing

Repair should not be done after the PHOTODIODEs have been soldered. When repairing is unavoidable, a double-head soldering iron should be used (as below figure). It should be confirmed beforehand whether the characteristics of the PHOTODIODEs will or will not be damaged by repairing.



DISCLAIMER

1. TONYU reserves the right(s) on the adjustment of product material mix for the specification.
2. The product meets TONYU published specification for a period of twelve (12) months from date of shipment.
3. The graphs shown in this datasheet are representing typical data only and do not show guaranteed values.
4. When using this product, please observe the absolute maximum ratings and the instructions for using outlined in these specification sheets. TONYU assumes no responsibility for any damage resulting from the use of the product which does not comply with the absolute maximum ratings and the instructions included in these specification sheets.
5. These specification sheets include materials protected under copyright of TONYU. Reproduction in any form is prohibited without obtaining TONYU's prior consent.
6. This product is not intended to be used for military, aircraft, automotive, medical, life sustaining or life saving applications or any other application which can result in human injury or death. Please contact authorized TONYU sales agent for special application request.