



产品承认书 SPECIFICATION FOR APPROVAL

客户名称:

CUSTOMER

我司料号:

OUR PART NO.

XRNMJ2610B-303MV1L3

我司品名:

OUR PART NAME

Magnetic ring inductance

送样日期:

DATE SAMPLES

数量:

QUANTITY

制造确认 MANUFACTURER APPROVE

拟制 DRAWN	审核 CHECKED	确认 APPROVED
Hu Fangting	RaoPing	ZhongCuilan

客户确认 CUSTOMER APPROVE

客户名称 CUSTOMER NAME:

客户料号 CUSTOMER P/N:

XRNMJ2610 (26*16*10 Amorphous Core) 30mH 1.3

规格型号 DESCRIPTION:

Gauge Wire Vertical with Base

检查结果: ☐ 合格 ☐ 不合格

签名及盖章:

INSPECT RESULT ACCEPT REJECT

SIGNATURE AND STAMP

说明 REMARK:

如对本承认书内容有异议请提出或标记发送至我司, 本承认书在未收到异议回复时于本承认书提供一周后生效。

If you have any objection to the contents of this acknowledgment, please raise it or send the mark to us.
The acknowledgment will become effective one week after the acknowledgment is provided in the absence of any objection.

东莞市祥如电子有限公司

DONGGUAN XIANGRU ELECTRONICS CO., LTD

Tel: 0769-86346548 Fax: 0769-86346358

Email: dgxiangru@126.com



修订记录 Revision record

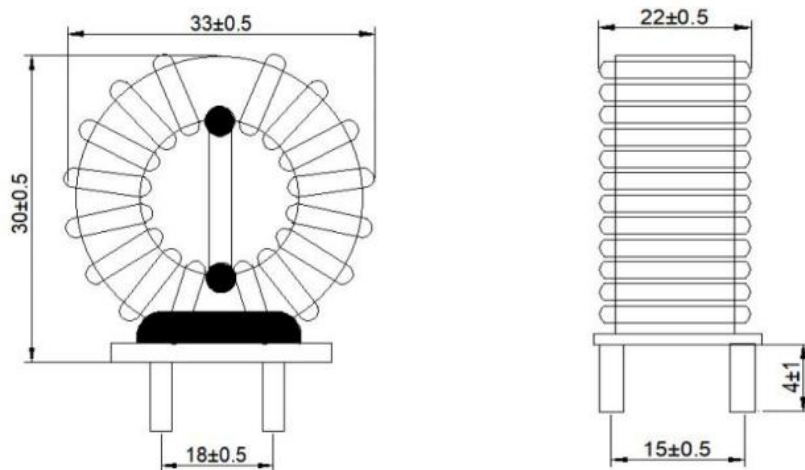
[illegible]

产品承认书

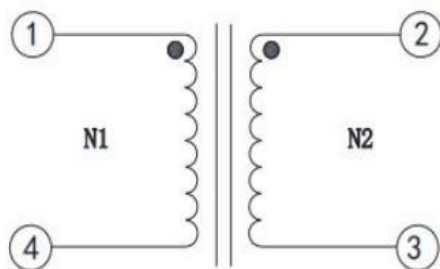
SPECIFICATION FOR APPROVAL

客户名称 CUSTOMER		日期 DATE	2025/10/7
客户物料编号 CUSTOMER P/N		客户规格型号 DESCRIPTION	XRNMJ2610 (26*16*10 Amorphous Core) 30mH 1.3 Gauge Wire Vertical with Base
我司物料编号 OUR PART NO	XRNMJ2610B-303MV1L3	我司品名 OUR PART NAME	Magnetic ring inductance

MECHANICAL ASSEMBLY UNIT:mm



原理图SCHEMATIC:



注:

1.两绕组圈数一致绕线均匀，无打结、无漆皮损坏现象。

Both windings have consistent turns and uniform winding, with no knots or damage to the enamel coating.

2.磁环与底座之间要点胶连接固定，注意点胶均匀美观；线圈与底座装配不可歪斜。

Secure the magnetic ring to the base with adhesive, ensuring even and aesthetically pleasing application; ensure the coil is properly aligned with the base during assembly.



产品承认书

SPECIFICATION FOR APPROVAL

客户名称 CUSTOMER		日期 DATE	2025/10/7
客户物料编号 CUSTOMER P/N		客户规格型号 DESCRIPTION	XRNMJ2610 (26*16*10 Amorphous Core) 30mH 1.3 Gauge Wire Vertical with Base
我司物料编号 OUR PART NO	XRNMJ2610B-303MV1L3	我司品名 OUR PART NAME	Magnetic ring inductance

电气特性 ELECTRICAL CHARACTERISTIC				
测试项目 TEST ITEM	PIN (端子)	Specification (规格)	Test Condition 测试条件	testing instrument 测试仪器
电感L	1-4=2-3	30mH MIN	1KHZ/ 0.3V	4261
抗电强度 HI-POT	1-4=2-3 1-4,2-3 -CORE	1.5KV	50HZ1mA/1min	H2882A-
绝缘电阻	(1-4)-(2-3)	>100MΩ	DC500V	
额定电流Irms	L(1-4)=L(2-3)	15A (±5%)	at 25°±5℃	

材料清单 MATERIAL LIST				
序号	材料名称 ITEM	规格型号 SPECIFICATION	MANUFACTURE	UL认证 UL No.
1	磁芯 Core	T26*16*10(黑壳) 非晶	Jiangyin Jingei Electronics Co., Ltd.	
2	漆包线 Copper Wire	QZY φ 1.3	SHANDONG SAINT ELECTRIC CO LTD	N/A
3	隔板 Partition	1.6*14.2*15	Yahu Electronics	E194410 E234565
4	底座 Base	1.5*30*22	Nantong Yunfeng Electronics	
5	胶 Epoxy	E3300A/B	SUZHOU LIDUO ELECTRONIC CO.,LTD	N/A
6	焊锡 Solder	Sn99.3/Cu0.7	Suzhou Wanshan Tin Industry Co., Ltd	
7				



产品承认书
SPECIFICATION FOR APPROVAL

客户名称 CUSTOMER		日期 DATE	2025/10/7
客户物料编号 CUSTOMER P/N		客户规格型号 DESCRIPTION	XRNMJ2610 (26*16*10 Amorphous Core) 30mH 1.3 Gauge Wire Vertical with Base
我司物料编号 OUR PART NO	XRNMJ2610B-303MV1L3	我司品名 OUR PART NAME	Magnetic ring inductance

可靠性测试RELIABILITY TEST

TEST ITEM	SPECIFICATION	TEST CONDITION
Withstanding voltage test	After test, inductors shall have no evidence of electrical and mechanical damage.	AC voltage of 100V and AC current of 1mA applied between inductor's terminal and core for 3 secs.
Resistance to soldering heat	1. Inductor shall have no evidence of electrical and mechanical damage. 2. Inductance shall not change more than $\pm 5\%$. 3. Q shall not change more than $\pm 20\%$.	a. Temp: $260 \pm 5^\circ \text{C}$ b. Time: 10 ± 1.0 secs
Solderability test	The terminal shall be at least 95% covered with solder.	After fluxing, the terminal shall be dipped in a melted solder bath at $245 \pm 5^\circ \text{C}$ for 4 ± 1.0 secs.
High temperature & high humidity test	The anti-erosion quality of the surface and the specimen's inductance shall not change from the initial value within $\pm 10\%$	a. Test condition (1) Temp.: 85°C , R.H.: 85% (2) Time: 144 ± 2 hours b. Measurement methods: The experimental component should be put at normal condition for 2 hours then to measure again after test
Salt spray test		a. Test condition (1) Temp.: $35 \pm 2^\circ \text{C}$ (2) Time: 48 ± 2 hours (3) Salt solution PH: 6.5~7.2 b. Measurement methods: The experimental component should be put at normal condition for 2 hours then to measure again after test
Vibration test	1. Inductance shall be within $\pm 10\%$ of the initial value. 2. Appearance: no damage	a. Frequency: 10 to 55 Hz b. Amplitude: 1.5 mm. Direction and time: X, Y and Z directions for 2 hours each.



产品承认书
SPECIFICATION FOR APPROVAL

客户名称 CUSTOMER		日期 DATE	2025/10/7
客户物料编号 CUSTOMER P/N		客户规格型号 DESCRIPTION	XRNMJ2610 (26*16*10 Amorphous Core) 30mH 1.3 Gauge Wire Vertical with Base
我司物料编号 OUR PART NO	XRNMJ2610B-303MV1L3	我司品名 OUR PART NAME	Magnetic ring inductance

可靠性测试RELIABILITY TEST

TEST ITEM	SPECIFICATION	TEST CONDITION
Free fall test	No mechanical damageshall be noticed.	Drop 5 times on a concrete floor from 1m theheight
TemperatureCycling test	1. Inductance shall bewithin $\pm 10\%$ of theinitial value2. Appearance:No damage	a. Test condition (1)Temp.: -55°C ,time: $30\pm 3\text{min}$ (2)Temp.: $+125^{\circ}\text{C}$,time: $30\pm 3\text{min}$ (3)Cycles times:12 cycles b. Measurement methods:The experimental component should be putat normal condition for 2 hours then to measureagain after test
HighTemperatureresistanc e test		a. Test condition (1)Applied ratedcurrent (2)Temp.: $85^{\circ}\text{C}\pm 2^{\circ}\text{C}$ (3)Test time: $1000+24/-0\text{H}$ b. Measurement methods:The experimental component should be putat normal condition for 24 hours then tomeasure again after test.
Low temperatureresistance test		a. Test condition (1)Temp.: $-55^{\circ}\text{C}\pm 2^{\circ}\text{C}$ (2)Test time: $1000+24/-0\text{H}$ b. Measurement methods:The experimental component should be putat normal condition for 24 hours then tomeasure again after test.

We have suggested the storage period of lead-free product should not over 6 months.

产品承认书

SPECIFICATION FOR APPROVAL

客户名称 CUSTOMER		日期 DATE	2025/10/7
客户物料编号 CUSTOMER P/N		客户规格型号 DESCRIPTION	XRNMJ2610 (26*16*10 Amorphous Core) 30mH 1.3 Gauge Wire Vertical with Base
我司物料编号 OUR PART NO	XRNMJ2610B-303MV1L3	我司品名 OUR PART NAME	Magnetic ring inductance

SOLDERING CONDITIONS 回流焊

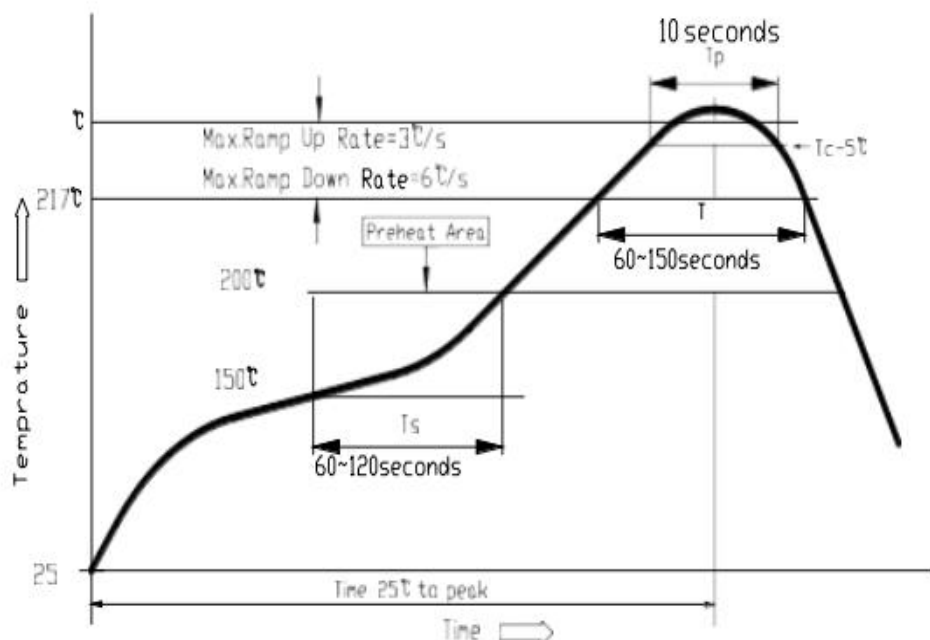
Applicable soldering process to the products is refl.

Soldering Materials

(1) Solder: Sn-3.0Ag-0.5Cu

(2) Flux: Use rosin-based flux, but not strongly acidic flux (with xhlorine exceeding 0.2wt%). Do not use water-soluble flux.

Reflow Soldering Profile



Soldering Iron

Reworking with electric soldering iron must preheating at 150°C for 1 minute is required, and do not directly touch the core with the tip of the soldering iron. The reworking soldering conditions are as follows.

- ① Temperature of soldering iron tip: 350°C;
- ② Soldering iron power output: ≤30W;
- ③ Diameter of soldering iron end: ≤1.0mm;
- ④ Soldering time: <3 s



注意事项 Matters needing attention

1、本公司产品适用于 AV 设备、OA 设备、家电、信息服务等一般电子设备中。

Our products are designed and promoted for use in general electronic devices such as audio-video equipment, office automation equipment, home appliance and information service.

2、当本公司的产品使用在一般电子设备以外的领域时，对于此所引发的设备失效我司将不承担任何法律责任。

In case of using the product for the purpose other than general electronics devices, we shall not be held liable for any dysfunctions in or damage to the equipment with which the product is used.

3、本承诺书只保证我司产品作为一个单体时的质量情况，当我司产品被安装到贵司产品上时，请贵司对使用在贵司电路上的产品情况进行了有效评价和确认。

Our specification limits the quality of the component as a single unit. Please ensure the component is thoroughly evaluated in your application circuit.

4、不要对产品施加过大的振动或机械冲击；

Do not apply excessive vibration or mechanical shock to products.

5、为防止断线，请不要使用锋利的物体接触线圈，如镊子；

Do not touch wire with sharp objects such as tweezers to prevent wire breakage.

6、在产品贴装时不要使用过大的压力，避免磁芯断裂。

Do not apply excessive stress to products mounted on boards to prevent core breakage.

7、为保证端子电极的焊接特性和包装材料处于良好状态，请于本公司发货后 6 个月内使用本产品。同时，由于端子电极的焊接特性会随时间发生变化，如果贮存时间超过 6 个月，请首先确认其焊接特性后再安装使用。

To maintain the solderability of terminal electrodes and to keep the packing material in good condition, product should be used within 6 months from the time of delivery. And the solderability of products electrodes may decrease as time passes, so in case of storage over 6 months, solderability shall be checked before actual usage.

8、存放货物的仓库应满足以下条件 Store products in a warehouse in compliance with the following condition:

条件 Conditions	元件含包装物 Packing status	元件自身 Component itself
温度 Temperature	-25~+40℃	-25~+85℃
湿度 Humidity	30~70%RH	30~70%RH

9、不要使产品遭受温度和湿度的快速变化。

Do not subject products to rapid changes in temperature and humidity.

10、不要将产品存放在化学环境中，如硫酸气体或碱性气体中，否则会降低电极端子的焊接特性和使电感器腐蚀。

Do not store the products in chemical atmosphere such as one containing sulfurous acid gas or alkaline gas, that will causes poor solderability and corrosion of inductors.

11、为了避免受潮气、灰尘等物质的影响，产品应保管于货架上。

Store products on pallets to protect from humidity, dust, etc

12、产品应避免热冲击、振动以及直接光照等等。

Avoid heat shock, vibration, direct sunlight, etc.