未注公差/General tolerances(mm)														
0 ~ 3	>3 ~ 6	>6 ~ 10	>10 ~ 18	>18 ~ 30	>30 ~ 50	>50 ~ 80	>80 ~ 120	>120 ~ 180	>180 ~ 250	>250 ~ 315	>315 ~ 400	>400 ~ 500	>500	0.1/10
±0.12	±0.18	±0.22	±0.26	±0.31	±0.37	±0.57	±0.80	±0.93	±1.05	±1.15	±1.60	±2.20	±2.50	∠ ±2°

REV	ECN	DESCRIPTION	DRFT	DATE

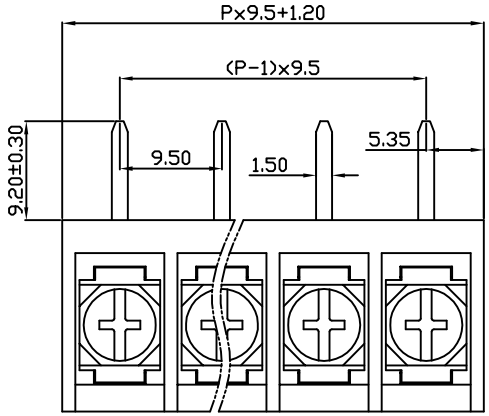

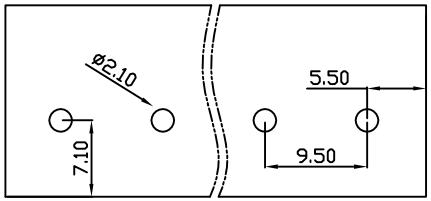

PCB Layout

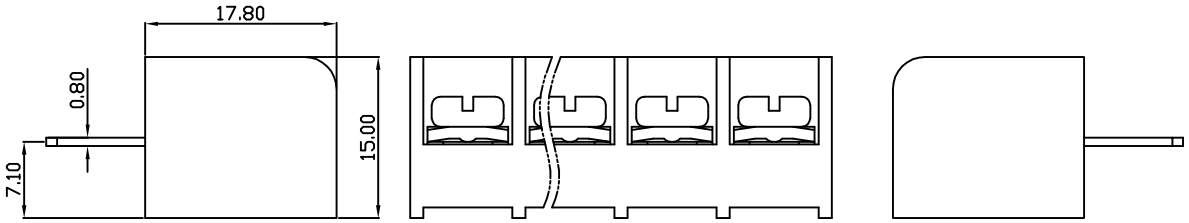

DBT50BR — 9.5 — XXP — C — S/P

- DBT50BR: (Series No.)
- 9.5: (Pitch)
- XXP: (Poles)
- C: (Color):GN:(Green), BK:(Black), BU:(Blue), RD:(Red), GY:(Gray) OG:(Orange), WT:(White), YL:(Yellow), CR:(Clear)
- S/P: Slotted/Phillips

Screw	M4 Steel	Ni Plated
Pin header	Copper alloy	Sn Plated
Housing	PA66	UL94V-0
NAME OF PART	MATERIAL	NOTES

UL 标准/UL Standard:	
额定电压/电流/Rated Voltage(V)/Current(A)	300/30
IEC 标准/IEC Standard:	
额定电压/电流/Rated Voltage(V)/Current(A)	600/32
额定脉冲电压(KV)/Rate Impulse Voltage(KV)	3.5
螺丝扭矩/Torque Tightening(N·m/Lb.in)	1.2/10.62
线径范围(硬线和软线)/Wire Range(rigid and flexible)(mm²/AWG)	4.0/22~10
间距/Pitch(mm)/线数范围/Poles	9.5/02-24
使用温度范围/Operating temperature(°C)	-40~+105
符合RoHS环保要求/Conform to RoHS	Yes

MAT NO.: /	DORABO 宁波地博电气有限公司 NINGBO DORABO ELECTRICAL CO., LTD		
STATUS: /			
APPD: JTing Chen 2025.09.24	NAME: DBT50BR-9.5-XXP-C-P		
CHKD: Duck Mao 2025.09.24			
DRFT: Steven Lu 2025.09.24	DRAWING NO.: /	REV	M1
SIZE: A4 mm (inch)	TYPE: CUSTOMER_DRAWING	SCALE: 1:1	SHEET 1/1