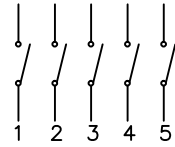
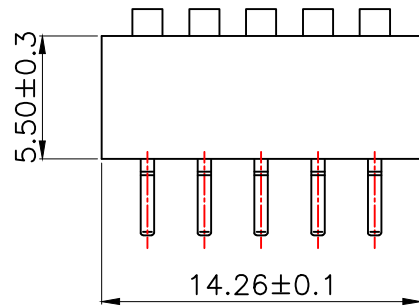
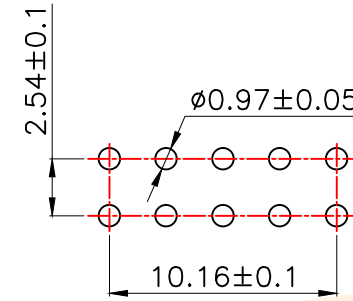


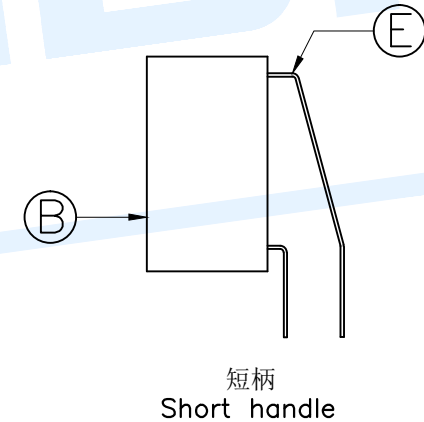
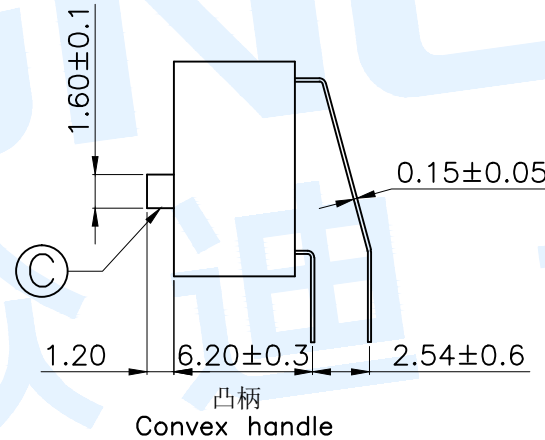
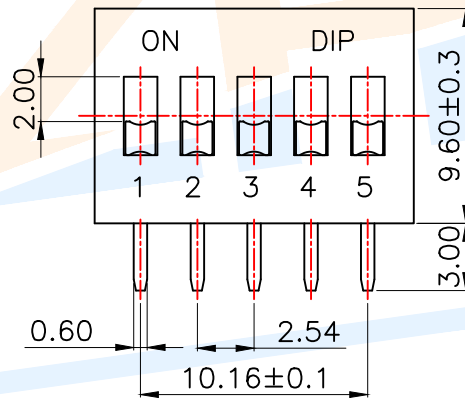
RoHS



Circuit Diagram



PCB Layout(Pattern Side)



NOTE:  
 1.Rating: 24V 25mA DC  
 2.Insulation Resistance: ≥100 MΩ  
 3.Withstand voltage:AC 500V 1Minute  
 4.Operating Force Range: 1000gf Max  
 5.Mechanical Life:3,000 Cycles

Number of digits(位数)	1P	2P	3P	4P	5P	6P	7P	8P	9P	10P	12P
Cover/red 凸柄 盖子/红色	DA-01	DA-02	DA-03	DA-04	DA-05	DA-06	DA-07	DA-08	DA-09	DA-10	DA-12
短柄	DA-01D	DA-02D	DA-03D	DA-04D	DA-05D	DA-06D	DA-07D	DA-08D	DA-09D	DA-10D	DA-12D
Cover/blue 凸柄 盖子/蓝色	DA-01R	DA-02R	DA-03R	DA-04R	DA-05R	DA-06R	DA-07R	DA-08R	DA-09R	DA-10R	DA-12R
短柄	DA-01L	DA-02L	DA-03L	DA-04L	DA-05L	DA-06L	DA-07L	DA-08L	DA-09L	DA-10L	DA-12L

Ⓔ	Terminal		10	Phosphorus bronze	Gold plating
Ⓓ	Potting glue			Epoxy resin	Black
Ⓒ	Handle		5	PBT	White
Ⓑ	Cover		1	PBT	Red/Blue
Ⓐ	Base		1	PBT	Black
NO.	Name	Number	Qty	Materil	Remarks

ZHONGDI® Zhongdi Electronic Technology Co., Ltd

design	date	name	DIP SWITCH
Review	date	model	DA-05R
Approved	date		
Drawing number:			
modify	Review	Approved	Tolerance not specified
Proportion	1:1	unit	mm
gape number			A4