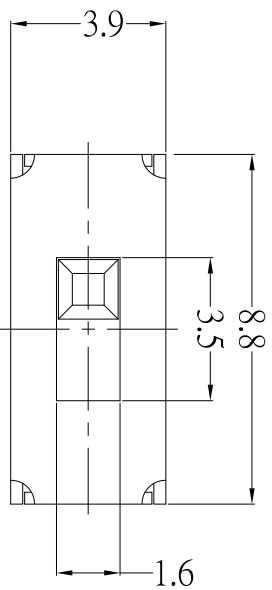
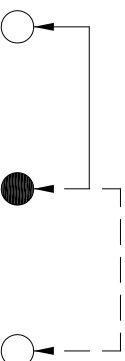


## DIMENSIONS

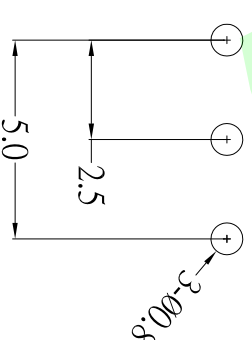


## SCHEMATIC

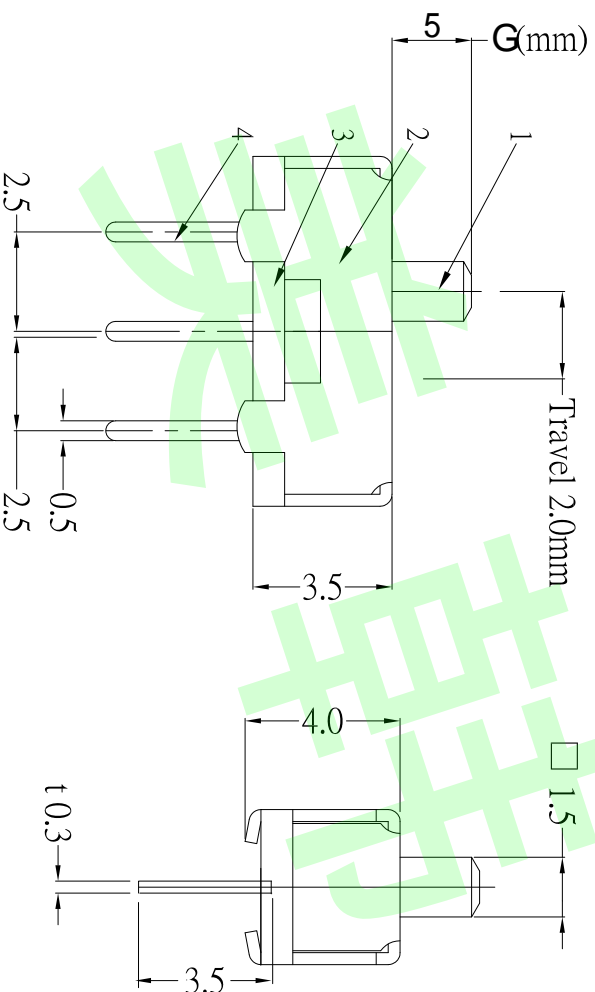


Rating	0.3A 50V DC
FUNCTION	IP2T
Contact Resistance	200m $\Omega$ Max.
Insulation Resistance	100M $\Omega$ Min.
Operating Force	200gf $\pm$ 80gf
Operating Life	10,000 cycle

## P.C.B MOUNTING PATTERN



Model No.	G(mm)
SS-12D01-G2	2mm
SS-12D01-G3	3mm
SS-12D01-G4	4mm
SS-12D01-G5	5mm
SS-12D01-G6	6mm
SS-12D01-G7	7mm
SS-12D01-G8	8mm
SS-12D01-G9	9mm



5	CONTACT(CLIP)	1	BRASS	Ag-Plated
4	TERMINAL	3	BRASS	Ag-Plated
3	TERMINAL BASE	1	PHENOL IC RESIN	Natural
2	FRAME	1	SPCC	Ni-Plated
1	KNOB	1	POM	Black
NO.	DESCRIPTION	QTY	MATERIAL	REMARK

$\angle 20.51^{\circ} \pm 0.05$	$\pm 0.10$	$\pm 0.15$
$\angle 21^{\circ} \pm 0.15$	$\pm 0.20$	$\pm 0.25$
$\angle 28.1^{\circ} \pm 0.25$	$\pm 0.28$	$\pm 0.30$
角度 ANGLE	$\pm 0.51^{\circ}$	



设计		东莞市美韩电子科技有限公司			
Jack Jin	图面 单位	A4	Dongguan Usakro Electronic Technology Co., Ltd.		
审核	比例				
Jacky Zhong	重量		I : I	DWG NO.	型号 : SS-12D01-G5
批准	页码	1/1	I of I	PART NO.	规格 : 3.8*3.9*4.0 1P2T
Tony Meng	版次	A/0			
				SIZI	
				A4	VER
					R