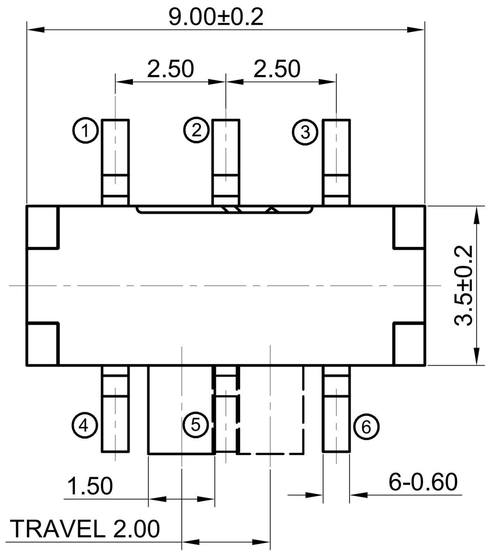

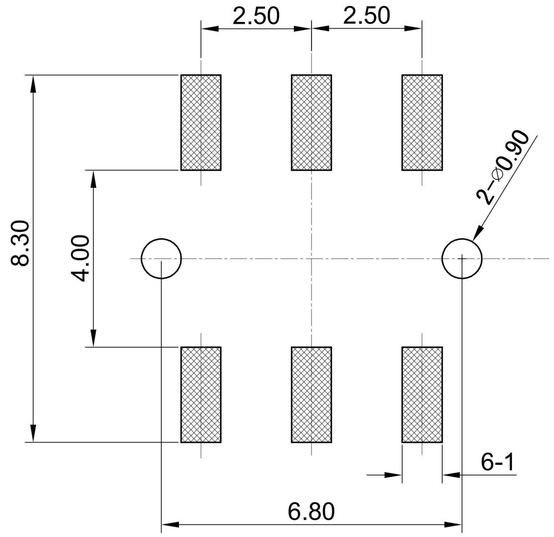

P.C.B MOUNTING PATTERN DIMENSION



MK-22D14-GXXX-X X

Horizontal

G-Switch P/N

Switch Height (mm)
G020=2.0mm
G025=2.5mm
G030=3.0mm
G040=4.0mm

Operating Force
A=160±50gf
B=200±50gf Routine

Switch lifetime (Force)
A=Base With Pilot
N=Non Pilot

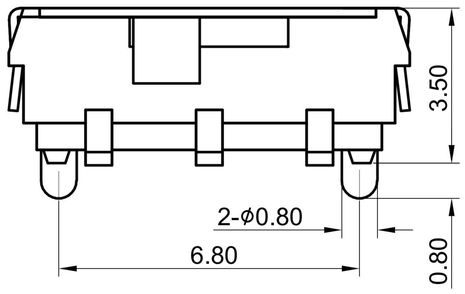

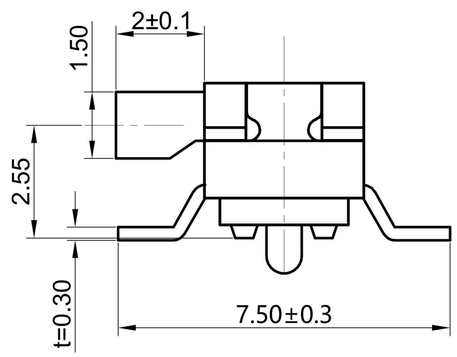

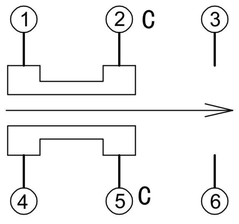

CIRCUIT DIAGRAM

G-Switch Specification:

1.Operating temperature range:-40℃to+85℃
2.Rating:50mA.12V DC
3.Insulation resistance:100MΩ min.100V DC
4.Dielectric strength: 250V AC for 1 min
5.Contact resistance:100m Ω max.
6.Contact arrangement:2P2T
7.Travel:2.0±0.1mm
8.Switch lifetime:10,000cycles

Pb Process Capable

RoHS Compliant 2002/95/EC

HALOGEN Compliant Halogen Free

SCALE: 5:1	UNIT: mm	Title: Horizontal Mini Slide Switch 10.9×3.5×4.2mm			
SIZE: A4					
Unless otherwise General Tolerance: X. ±0.30, X.x ±0.20, X.xx ±0.15, X.xxx ±0.10, Angles ±3°		Molde Code: MK-22D14-GXXX-XA			
		DRAWN	CHECKED	APPROVED	DATE
		Xia	Chen	Chen	2023.02.02

品赞科技 G-Switch ®

REV: A0 SHEET: 1/1