

FRED

Ultrafast Soft Recovery Diode, 200V, 8A×2

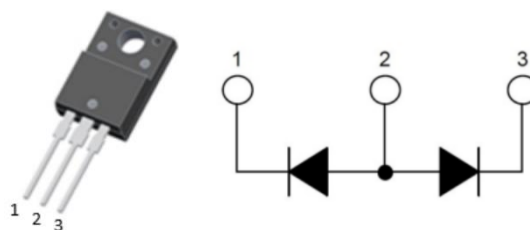
Description:

These diodes are optimized to less losses and EMI/RFI in high frequency power conditioning system. The soft recovery character of the diodes offers buffer in most applications. These devices are suited for power converters and other applications where the switching losses are not significant portion of the total losses.

Features:

- Ultrafast Recovery
- 175°C operating junction temperature
- High frequency operation
- Low IR value
- High surge capacity
- Epitaxial chip construction

Product Summary	
V_R	200 V
$I_{F(AV)}$	2×8 A
t_{rr}	25 ns



Applications:

- Switched mode power supply
- Freewheeling diode, snubber diode
- Uninterruptible power supplies (UPS)

Absolute Maximum Ratings

Parameter	Symbol	Test Conditions	Values	Units
Repetitive peak reverse voltage	V_{RRM}		200	V
Continuous forward current	$I_{F(AV)}$	$T_A=110^\circ\text{C}$	16	A
Single pulse forward current	I_{FSM}	$T_A=25^\circ\text{C}$	80	A
Maximum repetitive forward current	I_{FRM}	Square wave, 20kHz	40	A
Operating junction	T_j		175	$^\circ\text{C}$
Storage temperatures	T_{stg}		-55 to +175	$^\circ\text{C}$

Electrical characteristics ($T_A=25^\circ\text{C}$ unless otherwise specified)

Parameter	Symbol	Test Conditions	Min.	Typ.	Max.	Units
Breakdown voltage	V_{BR}	$I_R=100\mu\text{A}$	200			V
Blocking voltage	V_R					
Forward voltage	V_F	$I_F=8\text{ A}$		0.95	1.10	V
		$I_F=8\text{ A}, T_j=125^\circ\text{C}$		0.85	1.00	V
Reverse leakage current	I_R	$V_R=V_{RRM}$			20	μA
		$T_j=150^\circ\text{C}, V_R=200\text{V}$			200	μA
Reverse recovery time	t_{rr}	$I_F=0.5\text{A}, I_R=1\text{A}, I_{RR}=0.25\text{A}$			30	ns
		$I_F=1\text{A}, V_R=30\text{V}, di/dt=200\text{A}/\mu\text{s}$		20	25	ns

Thermal characteristics

Parameter	Symbol	Typ	MAX	Units
Junction-to-Case	R_{thJC}	-	4.2	$^\circ\text{C}/\text{W}$

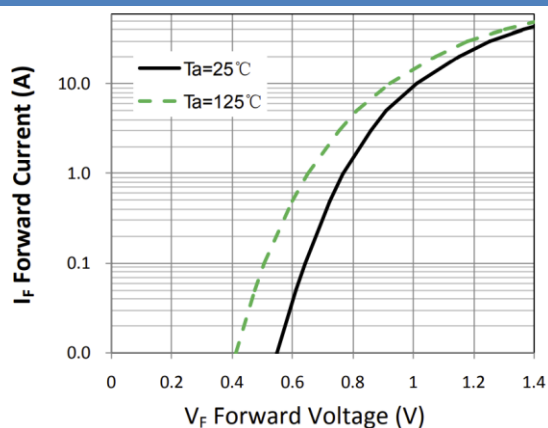


Figure 1. Forward Characteristic(typ.)

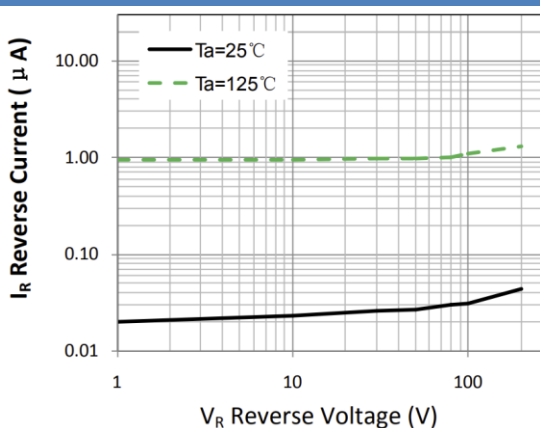


Figure 2. Reverse Characteristic (typ.)

Package Information		
TO-220F PACKAGE		
Symbol	Dimensions(millimeters)	
	Min.	Max.
A	4.60	5.00
A1	2.40	2.80
A2	0.60	1.00
A3	2.50	2.90
b	0.70	0.90
b1	1.20	1.60
c	0.40	0.60
e	2.34	2.74
E	9.85	10.45
H	15.80	16.20
H1	9.00	9.40
H2	12.70	13.30
H3	3.10	3.50
G	2.80	3.20
ΦP	3.00	3.40

Notice:

1. WXQZ reserves the right to make changes without notice in order to improve reliability, function or design and to discontinue any product or service without notice.
2. Customers should obtain the latest relevant information before orders and should verify that such information is current and complete.
3. All products are sold subject to WXQZ's terms and conditions supplied at the time of order acknowledgement.
4. WXQZ does not assume any liability arising from the use of any product or circuit designs described herein. Customers are responsible for their products and applications using WXQZ's components. To minimize risk, customers must provide adequate design and operating safeguards.