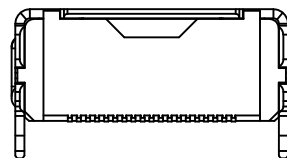
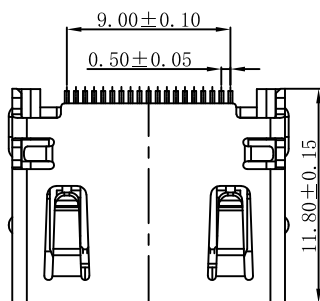
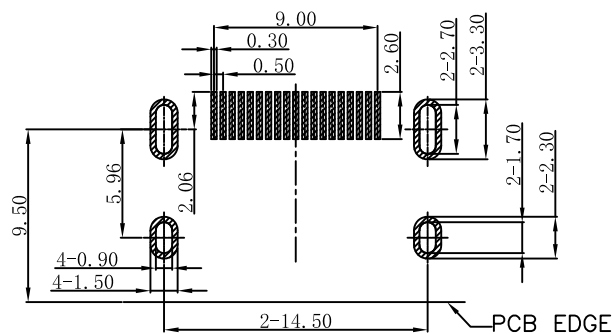
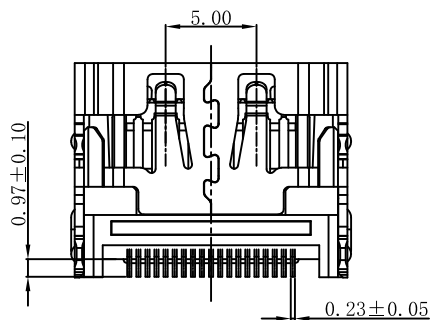
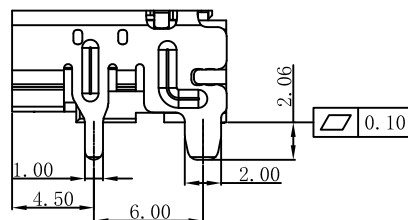
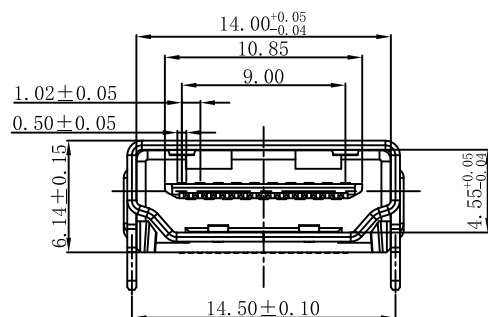


RoHS Compliant



后视图



RECOMMEND PCB LAYOUT (T=1.00)  
PCB TOLERANCE:  $\pm 0.05$

### 1.Electrical

- 1.1.Rated Voltage:40V AC/DC maximum
- 1.2.Rated Current:0.5A max.
- 1.3.Dielectric strength:150V AC/1 minute
- 1.4.Insulation Resistance:150V DC 10M $\Omega$  min.
- 1.5.Contact Resistance:30m $\Omega$  Max.

### 2.Mechanical

- 2.1.Insertion Force Max:4.0kgf max.
- 2.2.Removal Force Min:1.0kgf min. , 4.0kgf max.
- 2.3.Durability: 10000 cycles at 100 $\pm$ 50 cycles per hour

### 3.Plating

- 3.1.Terminal:Contact area:1u" gold plate over 50u" NI min.  
Solder area:100u" pure TIN plate over 50u" NI min.

- 3.2.Shell: Ni:100u"min.

- 4.Ambient Temperature:-20°C To +85°C

深圳市敏连达科技有限公司 Shenzhen Minlianda Technology Co.,Ltd.		品名(ITEM NO)	HDMI A TYPE 有弹无卡点 铜壳镀镍		
		料号(PART NO)	MLD-HDMI-19PIN-B		
单位(UNIT): MM	未注公差 TOLERANCE UNSPECIFIED	版次(REV): A/O	页次(PAGE):1/1	设计 (DESIGN)	柯南
比例(SCALE) 1:1	X.X $\pm 0.38$ X.XX $\pm 0.20$ X.XXX $\pm 0.10$ X" $\pm 5"$ X.X" $\pm 2"$	模号 (MODEL NO)	MLD-2509031032	审核 (CHECKED)	邱敏
		图号 (DWG NO)		核准(APPROVED)	陈镇