




Features

- Power Switching Applications

Package Marking and Ordering Information

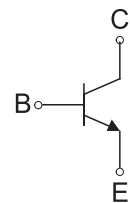
Product ID	Pack	Packing Method	Qty(PCS)
MJE13003	TO-126	Bulk	200



TO-126

Maximum Ratings (Ta=25°C unless otherwise noted)

Symbol	Parameter	Value	Unit
V_{CBO}	Collector-Base Voltage	700	V
V_{CEO}	Collector-Emitter Voltage	500	V
V_{EBO}	Emitter-Base Voltage	9	V
I_C	Collector Current -Continuous	1.5	A
P_C	Collector Dissipation	1.25	W
T_J, T_{stg}	Operation Junction and Storage Temperature Range	-55~+150	°C

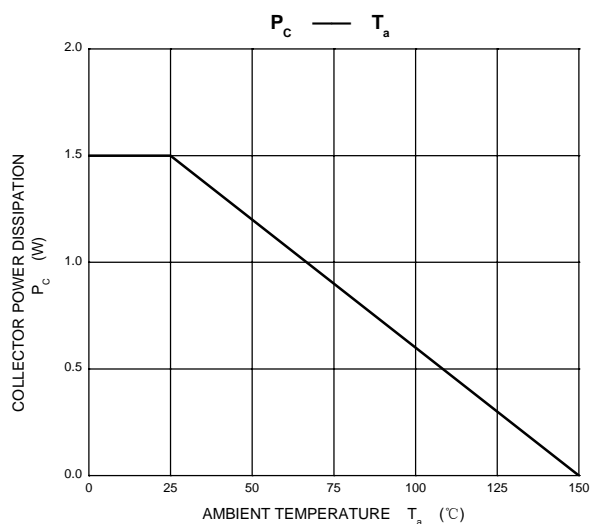
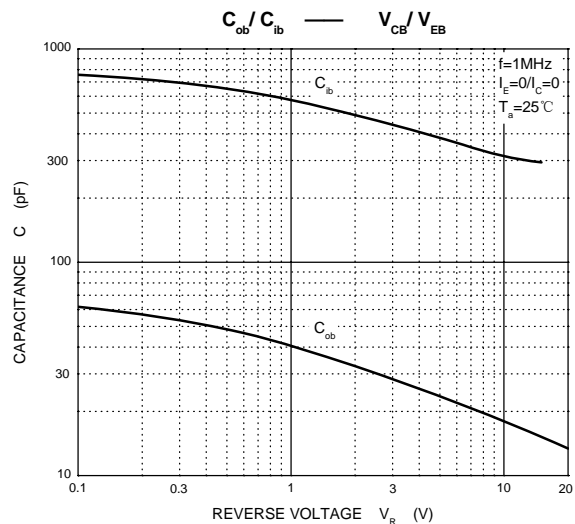
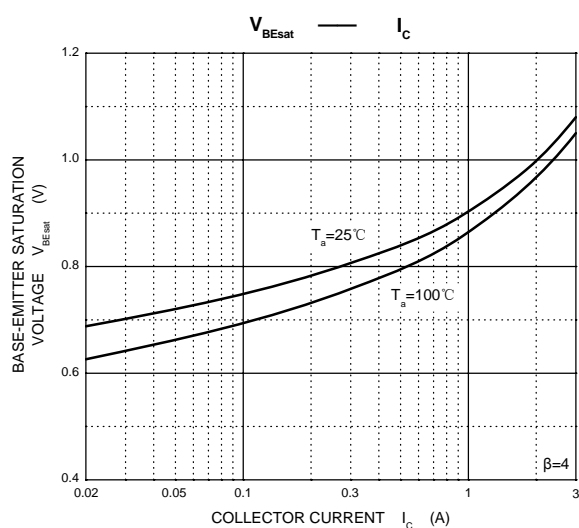
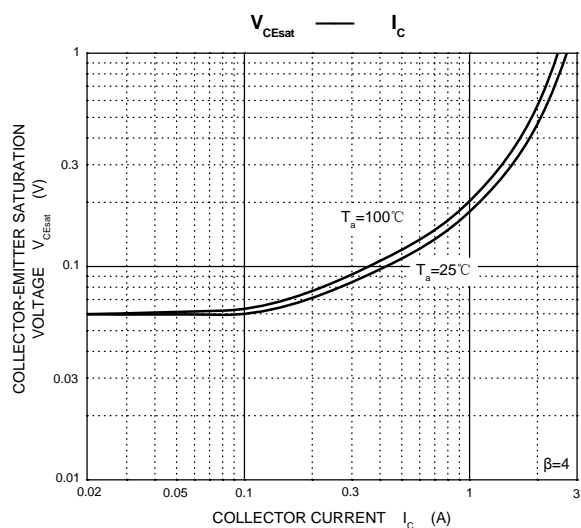
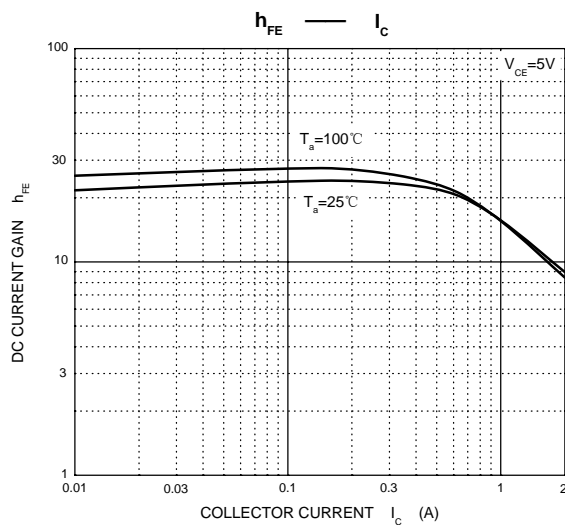
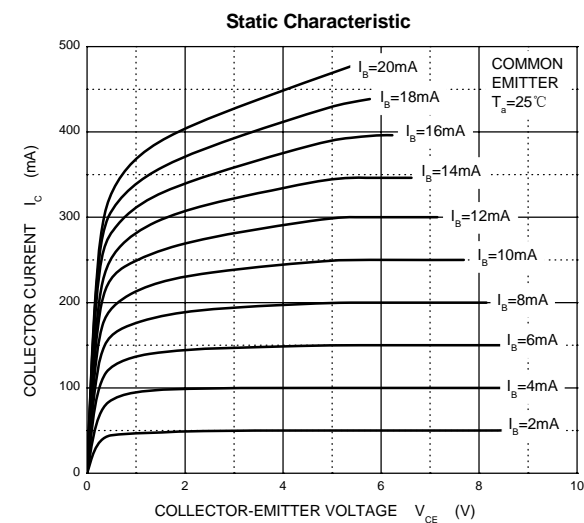


Electrical Characteristics(Ta=25°C unless otherwise specified)

Parameter	symbol	Test conditions	Min	Max	Unit
Collector-base breakdown voltage	$V_{(BR)CBO}$	$I_C = 5mA, I_E = 0$	700		V
Collector-emitter breakdown voltage	$V_{(BR)CEO}$	$I_C = 10mA, I_B = 0$	500		V
Emitter-base breakdown voltage	$V_{(BR)EBO}$	$I_E = 2mA, I_C = 0$	9		V
Collector cut-off current	I_{CBO}	$V_{CB} = 680V, I_E = 0$		1	mA
Collector cut-off current	I_{CEO}	$V_{CE} = 410V, I_B = 0$		0.5	mA
Emitter cut-off current	I_{EBO}	$V_{EB} = 7V, I_C = 0$		1	mA
DC current gain	h_{FE1}	$V_{CE} = 5V, I_C = 0.2 A$	20	25	
	h_{FE2}	$V_{CE} = 5V, I_C = 1A$	5		
Collector-emitter saturation voltage	$V_{CE(sat)}$	$I_C = 1A, I_B = 0.2A$		0.6	V
Base-emitter saturation voltage	$V_{BE(sat)}$	$I_C = 1A, I_B = 0.2A$		1.2	V
Transition frequency	f_T	$V_{CE} = 10V, I_C = 100mA, f = 1MHz$	5		MHz
Storage time	t_s	$I_C = 250mA$	2	4	μs

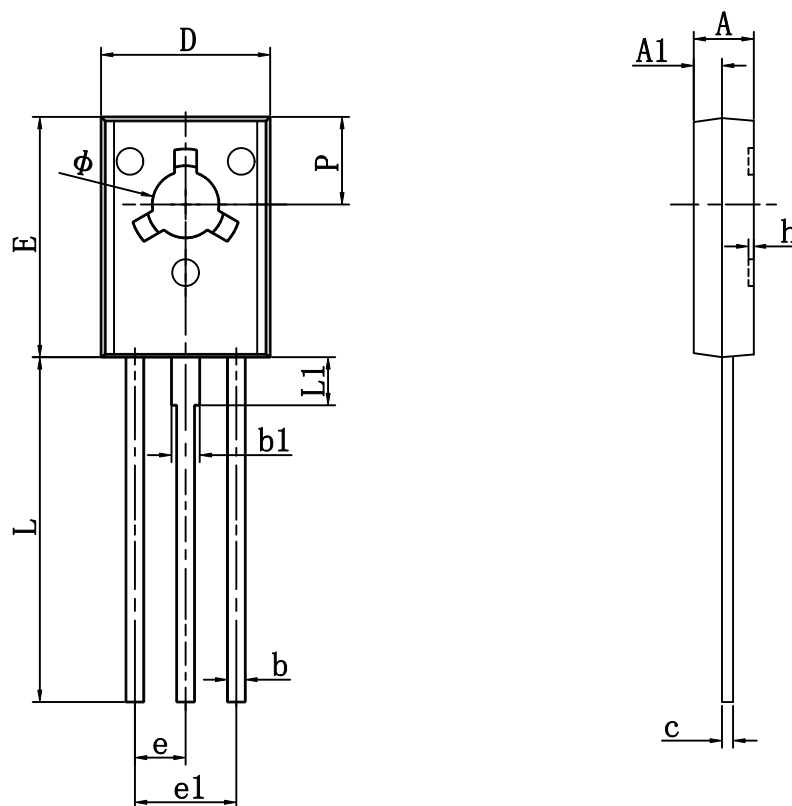


Typical Characteristics





TO-18 Package Outline Dimensions



Symbol	Dimensions In Millimeters		Dimensions In Inches	
	Min	Max	Min	Max
A	2.500	2.900	0.098	0.114
A1	1.100	1.500	0.043	0.059
b	0.660	0.860	0.026	0.034
b1	1.170	1.370	0.046	0.054
c	0.450	0.600	0.018	0.024
D	7.400	7.800	0.291	0.307
E	10.600	11.000	0.417	0.433
e	2.290 TYP		0.090 TYP	
e1	4.480	4.680	0.176	0.184
h	0.000	0.300	0.000	0.012
L	15.300	15.700	0.602	0.618
L1	2.100	2.300	0.083	0.091
P	3.900	4.100	0.154	0.161
ϕ	3.000	3.200	0.118	0.126



Attention

- Any and all HUA XUAN YANG ELECTRONICS products described or contained herein do not have specifications that can handle applications that require extremely high levels of reliability, such as life-support systems, aircraft's control systems, or other applications whose failure can be reasonably expected to result in serious physical and/or material damage. Consult with your HUA XUAN YANG ELECTRONICS representative nearest you before using any HUA XUAN YANG ELECTRONICS products described or contained herein in such applications.
- HUA XUAN YANG ELECTRONICS assumes no responsibility for equipment failures that result from using products at values that exceed, even momentarily, rated values (such as maximum ratings, operating condition ranges, or other parameters) listed in products specifications of any and all HUA XUAN YANG ELECTRONICS products described or contained herein.
- Specifications of any and all HUA XUAN YANG ELECTRONICS products described or contained herein stipulate the performance, characteristics, and functions of the described products in the independent state, and are not guarantees of the performance, characteristics, and functions of the described products as mounted in the customer's products or equipment. To verify symptoms and states that cannot be evaluated in an independent device, the customer should always evaluate and test devices mounted in the customer's products or equipment.
- HUA XUAN YANG ELECTRONICS CO.,LTD. strives to supply high-quality high-reliability products. However, any and all semiconductor products fail with some probability. It is possible that these probabilistic failures could give rise to accidents or events that could endanger human lives, that could give rise to smoke or fire, or that could cause damage to other property. When designing equipment, adopt safety measures so that these kinds of accidents or events cannot occur. Such measures include but are not limited to protective circuits and error prevention circuits for safe design, redundant design, and structural design.
- In the event that any or all HUA XUAN YANG ELECTRONICS products(including technical data, services) described or contained herein are controlled under any of applicable local export control laws and regulations, such products must not be exported without obtaining the export license from the authorities concerned in accordance with the above law.
- No part of this publication may be reproduced or transmitted in any form or by any means, electronic or mechanical, including photocopying and recording, or any information storage or retrieval system, or otherwise, without the prior written permission of HUA XUAN YANG ELECTRONICS CO.,LTD.
- Information (including circuit diagrams and circuit parameters) herein is for example only ; it is not guaranteed for volume production. HUA XUAN YANG ELECTRONICS believes information herein is accurate and reliable, but no guarantees are made or implied regarding its use or any infringements of intellectual property rights or other rights of third parties.
- Any and all information described or contained herein are subject to change without notice due to product/technology improvement, etc. When designing equipment, refer to the "Delivery Specification" for the HUA XUAN YANG ELECTRONICS product that you intend to use.