REVISIONS					
REV.	ECN NO.	LOCATION	DESCRIPTION	DATE	DESIGN
A0	N/A		INITIAL RELEASE	/	/
A1	N/A			2025.2.12	

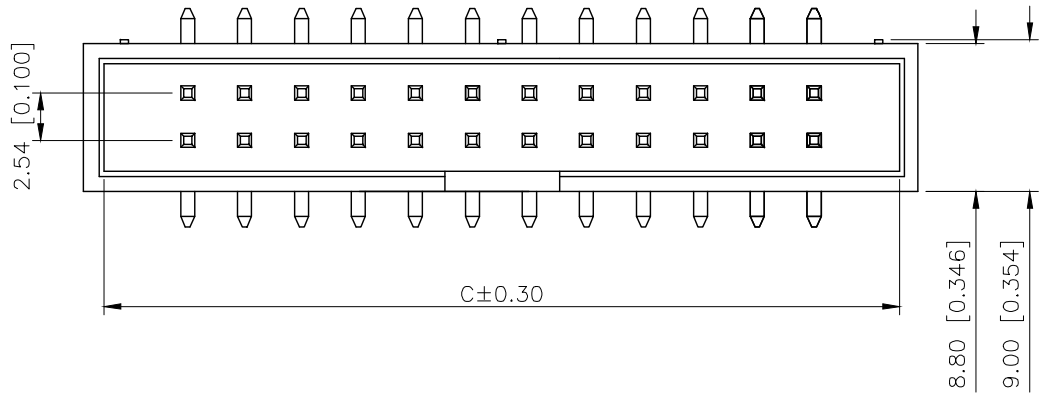

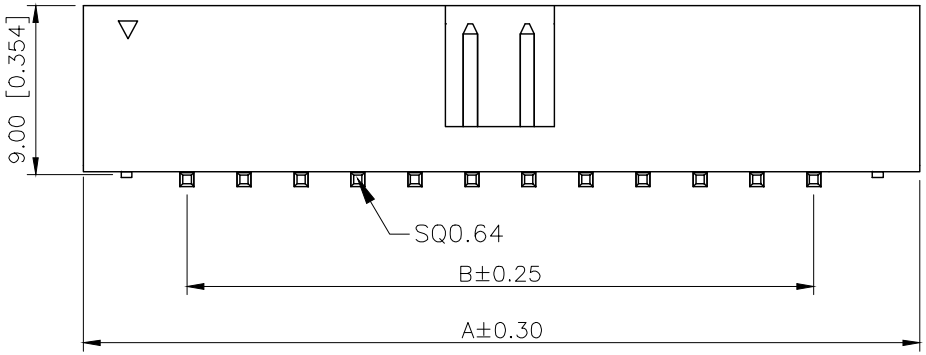

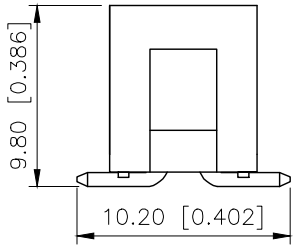

Specifications:

Voltage rating:125V AC/DC
125V AC/DC
Current rating:1A AC/DC
1A AC/DC
Withstanding voltage:500V AC/minute
500V AC/
Temperature range:−40 −+105
−40 −+105
Insulation resistance:1000MΩ min
1000MΩ Min
Contact resistance:20mΩ Max
20mΩ Max

Poles	Dimensions(mm)			Poles	Dimensions(mm)		
	A	B	C		A	B	C
2x03	15.24	5.08	12.94	2x14	43.18	33.02	40.88
2x04	17.78	7.62	15.48	2x15	45.72	35.56	43.42
2x05	20.32	10.16	18.02	2x16	48.26	38.10	45.96
2x06	22.86	12.70	20.56	2x17	50.80	40.64	48.50
2x07	25.40	15.24	23.10	2x18	53.34	43.18	51.04
2x08	27.94	17.78	25.64	2x20	58.42	48.26	56.12
2x09	30.48	20.32	28.18	2x22	63.50	53.34	61.12
2x10	33.02	22.86	30.72	2x25	71.12	60.96	68.82
2x11	35.56	25.40	33.26	2x30	83.82	73.66	81.82
2x12	38.10	27.94	35.80	2x32	88.90	78.74	86.60
2x13	40.64	30.48	38.34	/			

PART NO.:

X9555 W V S−2xXX−9T V01

Series No
Category:W−Wafer
Welding Board Angle:V−Stright 180°
Welding Way: S−SMT
Row No.Pin No:2xXX−2x03~2x32P
Material:9T−PA9T UL94V−0
Plating:V01−Gold Flash

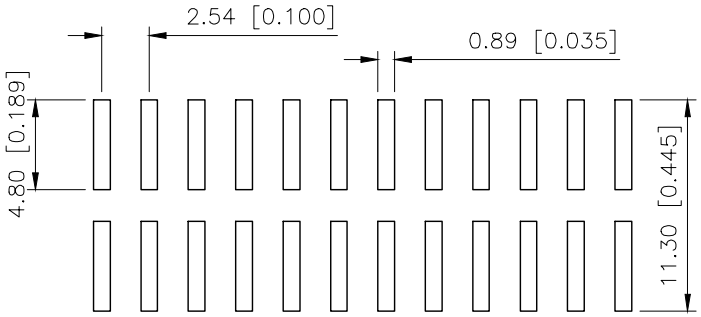

PCB LAYOUT

PART NO	Material	Material(Pin)	Suitable XKB Housing
X9555WVS−2xXX−9TV01	PA9T	Brass	X9555H

AuGLAR	±5°
X.	±0.40
X.x	±0.30
X.xx	±0.20
X.xxx	±0.15
UNSPECIFIED TOLERAuCES	

XKB Connection

DESIGN		VIEW:	MODEL TYPE: 2.54mm Crimp Style Connector
CHECKED		UNIT: mm/in	PART NO.: X9555WVS−2xXX−9TV01
APPROVED		SIZE: A4	DWG NO.:

XKB INDUSTRIAL PRECISION CO.,LIMITED

SCALE	PAGE	REVISION
N/A	1/1	A1